

VARIANCE EXHIBITS - SECOND SUBMITTAL: CASE NUMBER: ZON-24-0085

FLAX BOATLIFT  
PALM BEACH, FLORIDA

December 30, 2024



TABLE OF CONTENTS

SHEET	DRAWING TITLE
1	PROPOSED OVERALL BOATLIFT PLAN VIEW
2	PROPOSED ENLARGED BOATLIFT PLAN VIEW
3	PROPOSED ENLARGED OVERLAY BOATLIFT PLAN VIEW
4	VARIANCE DIAGRAM
5	PHOTO SHEET

PREPARED FOR:  
ROSS FLAX  
250 BRADLEY PLACE, APT 607  
PALM BEACH, FLORIDA 33480

CASE NUMBER: ZON-24-0085, SECOND SUBMITTAL: JANUARY 6, 2025  
TOWN COUNCIL - FEBRUARY 12, 2025

PREPARED BY:



618 US HIGHWAY 1  
SUITE 106  
N PALM BEACH, FL 33408  
561-315-3318  
www.bmainc.co

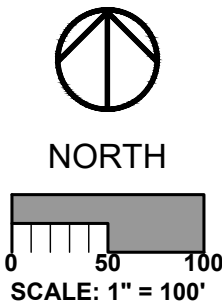




CASE NUMBER: ZON-24-0085, SECOND SUBMITTAL: JANUARY 6, 2025  
TOWN COUNCIL - FEBRUARY 12, 2025

PROPOSED OVERALL BOATLIFT LAYOUT PLAN  
SCALE: 1" = 100'

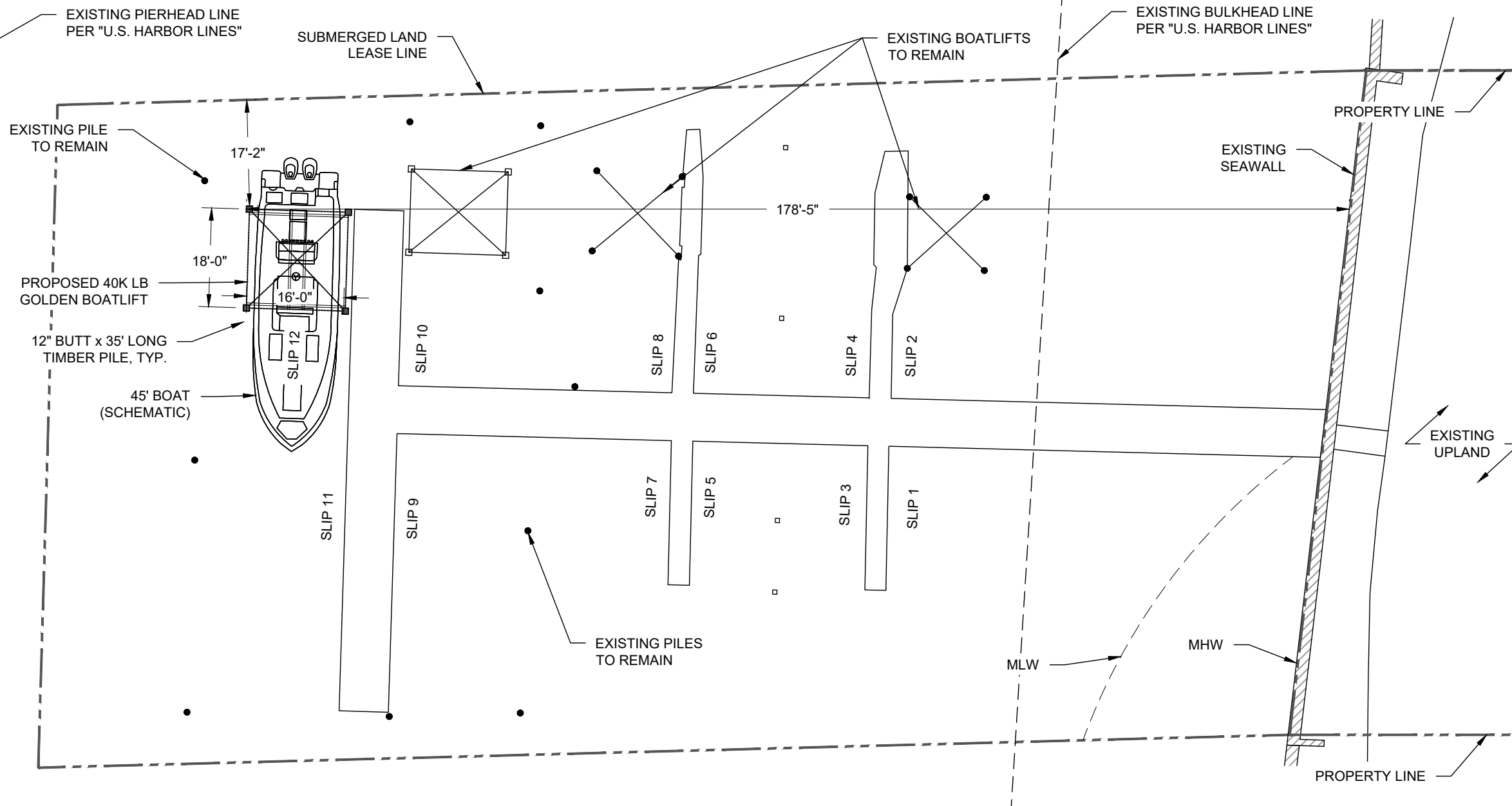
- NOTES:
1. PROPERTY LINES AND LAYOUT FEATURES SHOWN IN THESE PLANS ARE BASED ON INFORMATION TAKEN FROM SURVEY PERFORMED BY WALLACE SURVEYING CORP., DATED APRIL 30, 2013.
  2. DATUM IS NAVD88.
  3. SCOPE OF WORK INCLUDES INSTALLATION OF NEW BOATLIFT IN SLIP 12.
  4. SEE SHEET 1 FOR OVERALL BOATLIFTS PLAN VIEW, SHEET 2 FOR ENLARGED BOATLIFTS PLAN VIEW, SHEET 3 FOR ENLARGED OVERLAY BOATLIFTS PLAN VIEW, SHEET 4 FOR VARIANCE DIAGRAM, AND SHEET 5 FOR PHOTO SHEET.



Revisions	Drawn by:	BSM
	Checked by:	MDB
	Date:	12/30/2024
Sheet No.		1
PROPOSED OVERALL BOATLIFT LAYOUT PLAN		
FLAX BOATLIFT		
For: 250 BRADLEY PLACE, APT 607 PALM BEACH, FLORIDA 33480		
22188		



ICW  
EBB  
FLOOD

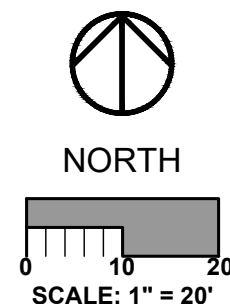


ENLARGED BOATLIFT PLAN VIEW  
SCALE: 1" = 20'

CASE NUMBER: ZON-24-0085, SECOND SUBMITTAL: JANUARY 6, 2025  
TOWN COUNCIL - FEBRUARY 12, 2025

NOTES:

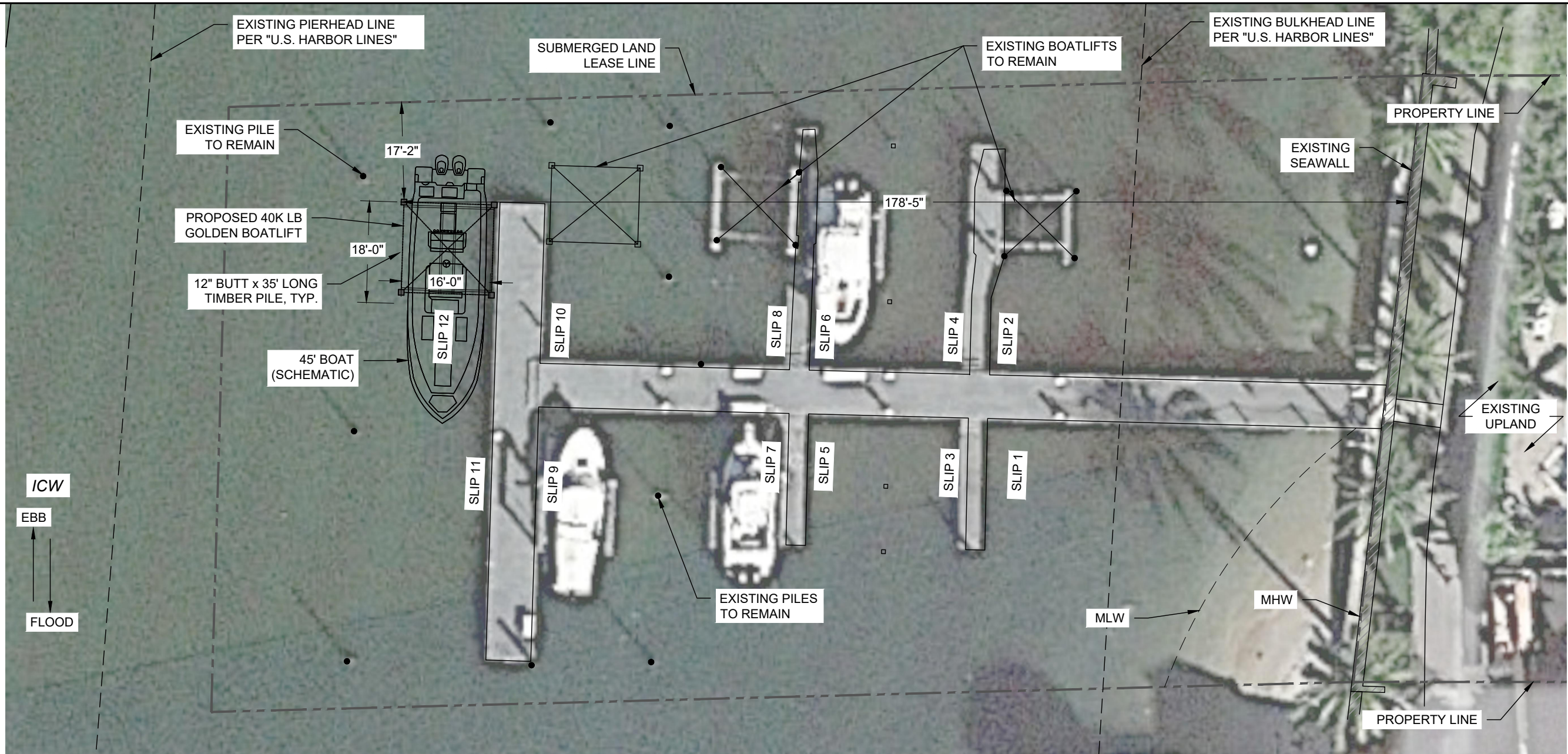
1. PROPERTY LINES AND LAYOUT FEATURES SHOWN IN THESE PLANS ARE BASED ON INFORMATION TAKEN FROM SURVEY PERFORMED BY WALLACE SURVEYING CORP., DATED APRIL 30, 2013.
2. DATUM IS NAVD88.
3. SCOPE OF WORK INCLUDES INSTALLATION OF NEW BOATLIFT IN SLIP 12.
4. SEE SHEET 1 FOR OVERALL BOATLIFTS PLAN VIEW, SHEET 2 FOR ENLARGED BOATLIFTS PLAN VIEW, SHEET 3 FOR ENLARGED OVERLAY BOATLIFTS PLAN VIEW, SHEET 4 FOR VARIANCE DIAGRAM, AND SHEET 5 FOR PHOTO SHEET.



Revisions	Drawn by: BSM	Checked by: MDB	Date: 12/30/2024	Sheet No. 2
ENLARGED BOATLIFT PLAN VIEW FLAX BOATLIFT				
For: 250 BRADLEY PLACE, APT 607 PALM BEACH, FLORIDA 33480				
22188				



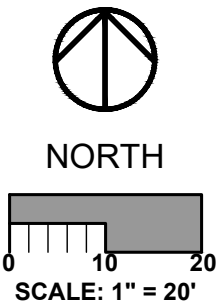
618 US HIGHWAY 1  
SUITE 106  
N PALM BEACH, FL 33408  
561-315-3318  
www.bmainc.co



ENLARGED OVERLAY BOATLIFT PLAN VIEW  
SCALE: 1" = 20'

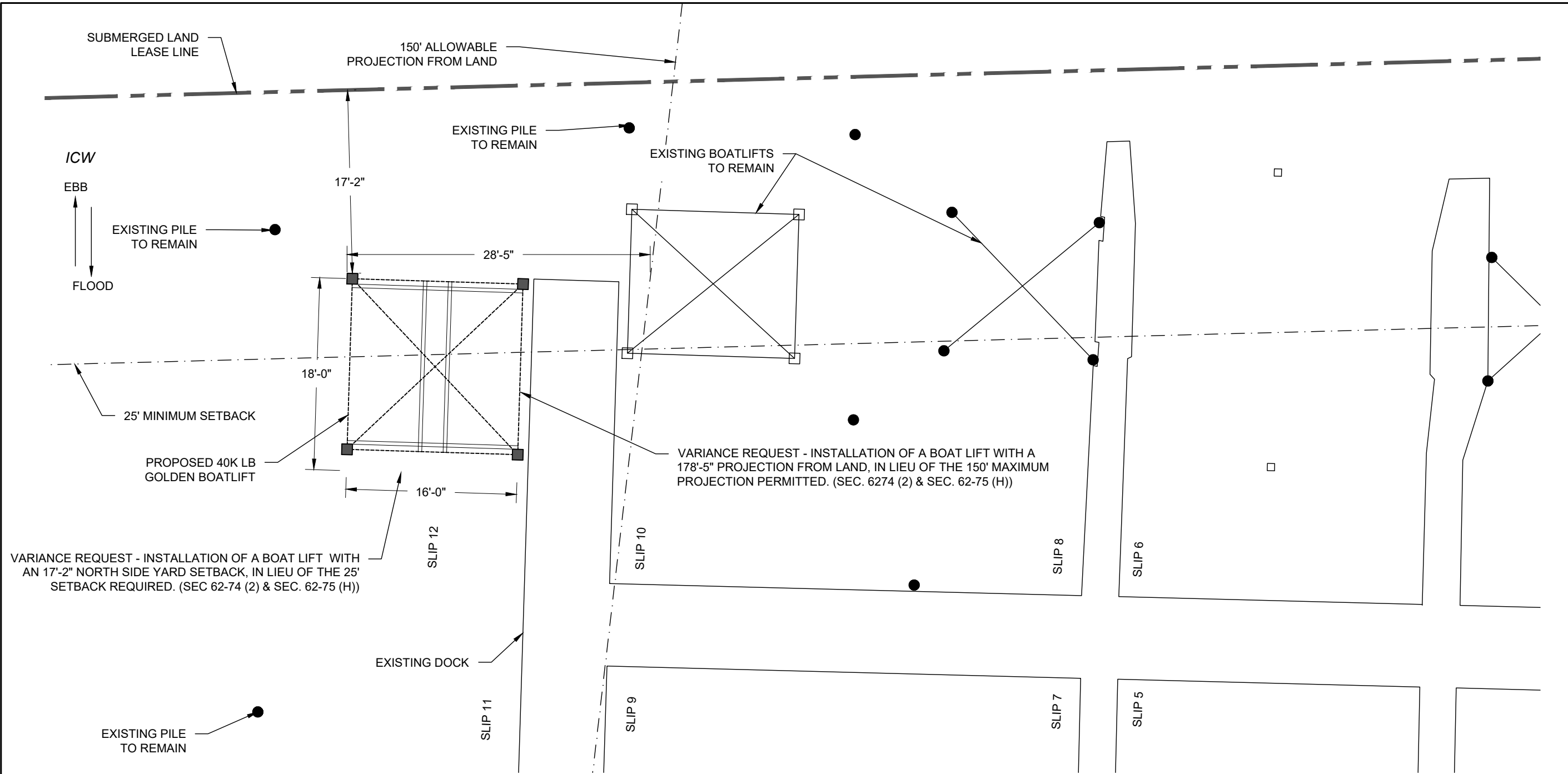
CASE NUMBER: ZON-24-0085, SECOND SUBMITTAL: JANUARY 6, 2025  
TOWN COUNCIL - FEBRUARY 12, 2025

- NOTES:
1. PROPERTY LINES AND LAYOUT FEATURES SHOWN IN THESE PLANS ARE BASED ON INFORMATION TAKEN FROM SURVEY PERFORMED BY WALLACE SURVEYING CORP., DATED APRIL 30, 2013.
  2. DATUM IS NAVD88.
  3. SCOPE OF WORK INCLUDES INSTALLATION OF NEW BOATLIFT IN SLIP 12.
  4. SEE SHEET 1 FOR OVERALL BOATLIFTS PLAN VIEW, SHEET 2 FOR ENLARGED BOATLIFTS PLAN VIEW, SHEET 3 FOR ENLARGED OVERLAY BOATLIFTS PLAN VIEW, SHEET 4 FOR VARIANCE DIAGRAM, AND SHEET 5 FOR PHOTO SHEET.



Revisions	Drawn by: BSM
	Checked by: MDB
	Date: 12/30/2024
	Sheet No. 3

ENLARGED OVERLAY BOATLIFT PLAN VIEW FLAX BOATLIFT	For: 250 BRADLEY PLACE, APT 607 PALM BEACH, FLORIDA 33480
22188	



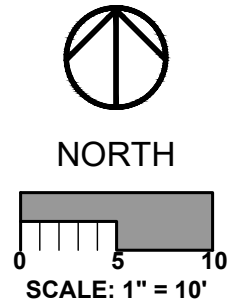
VARIANCE REQUEST - INSTALLATION OF A BOAT LIFT WITH AN 17'-2" NORTH SIDE YARD SETBACK, IN LIEU OF THE 25' SETBACK REQUIRED. (SEC 62-74 (2) & SEC. 62-75 (H))

VARIANCE REQUEST - INSTALLATION OF A BOAT LIFT WITH A 178'-5" PROJECTION FROM LAND, IN LIEU OF THE 150' MAXIMUM PROJECTION PERMITTED. (SEC. 6274 (2) & SEC. 62-75 (H))

VARIANCE DIAGRAM  
SCALE: 1" = 10'

**CASE NUMBER: ZON-24-0085, SECOND SUBMITTAL: JANUARY 6, 2025  
TOWN COUNCIL - FEBRUARY 12, 2025**

- NOTES:
1. PROPERTY LINES AND LAYOUT FEATURES SHOWN IN THESE PLANS ARE BASED ON INFORMATION TAKEN FROM SURVEY PERFORMED BY WALLACE SURVEYING CORP., DATED APRIL 30, 2013.
  2. DATUM IS NAVD88.
  3. SCOPE OF WORK INCLUDES INSTALLATION OF NEW BOATLIFT IN SLIP 12.
  4. SEE SHEET 1 FOR OVERALL BOATLIFTS PLAN VIEW, SHEET 2 FOR ENLARGED BOATLIFTS PLAN VIEW, SHEET 3 FOR ENLARGED OVERLAY BOATLIFTS PLAN VIEW, SHEET 4 FOR VARIANCE DIAGRAM, AND SHEET 5 FOR PHOTO SHEET.



Revisions	Drawn by:	BSM
	Checked by:	MDB
Date:		12/30/2024
Sheet No.		4
<b>VARIANCE DIAGRAM</b> <b>FLAX BOATLIFT</b> 250 BRADLEY PLACE, APT 607 PALM BEACH, FLORIDA 33480		
For:		
22188		





TERMINAL PLATFORM LOOKING NORTH,  
SLIP 12 ON THE LEFT



TERMINAL PLATFORM LOOKING SOUTH, SLIP 12  
TO IMMEDIATE RIGHT OF PHOTOGRAPHER



LOOKING BACK AT CONDO FROM DOCK



LOOKING EAST FROM LAKE WORTH AT CONDO AND DOCK

CASE NUMBER: ZON-24-0085, SECOND SUBMITTAL: JANUARY 6, 2025  
TOWN COUNCIL - FEBRUARY 12, 2025

Revisions	Drawn by:	BSM
	Checked by:	MDB
	Date:	12/31/2024
	Sheet No.	5
PHOTO SHEET FLAX BOATLIFT		For: 250 BRADLEY PLACE, APT 607 PALM BEACH, FLORIDA 33480
22188		



618 US HIGHWAY 1  
SUITE 106  
N PALM BEACH, FL 33408  
561-315-3318  
www.bmainc.co