


Town of Palm Beach



July 9, 2024

2024 – Town of Palm Beach

By the Numbers

» Market Value - \$54,893,585,560


» Taxable Value - \$32,149,560,525

» Net New Construction Taxable - \$198,084,807

» Percent Increase (taxable value) – 11.28%


» Total Parcel Count – 9,265

» Total Tangible Accounts – 851



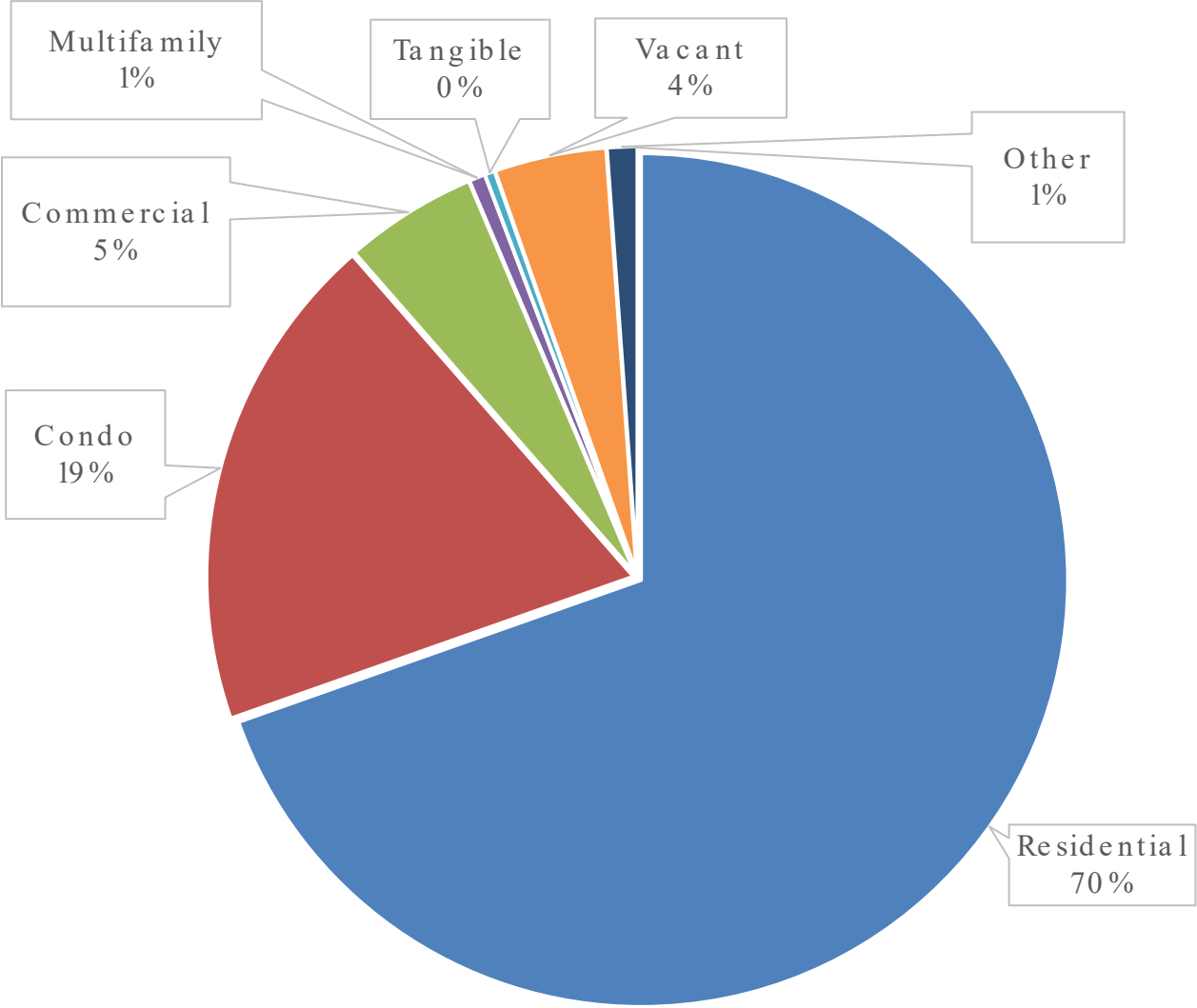
Town of Palm Beach 2024

	Parcel Count	Market Value	Taxable Value
Residential	2,278	\$38,208,155,320	\$20,702,089,985
Condo	6,225	\$10,411,572,800	\$6,768,129,008
Multifamily	102	\$338,411,702	\$250,416,084
Other	100	\$626,403,109	\$162,983,123
Vacant	162	\$2,328,227,441	\$1,760,190,872
Commercial	398	\$2,772,145,559	\$2,325,984,562
Tangible	851	\$208,616,207	\$179,713,619
Total	10,116	\$54,893,532,138	\$32,149,507,253

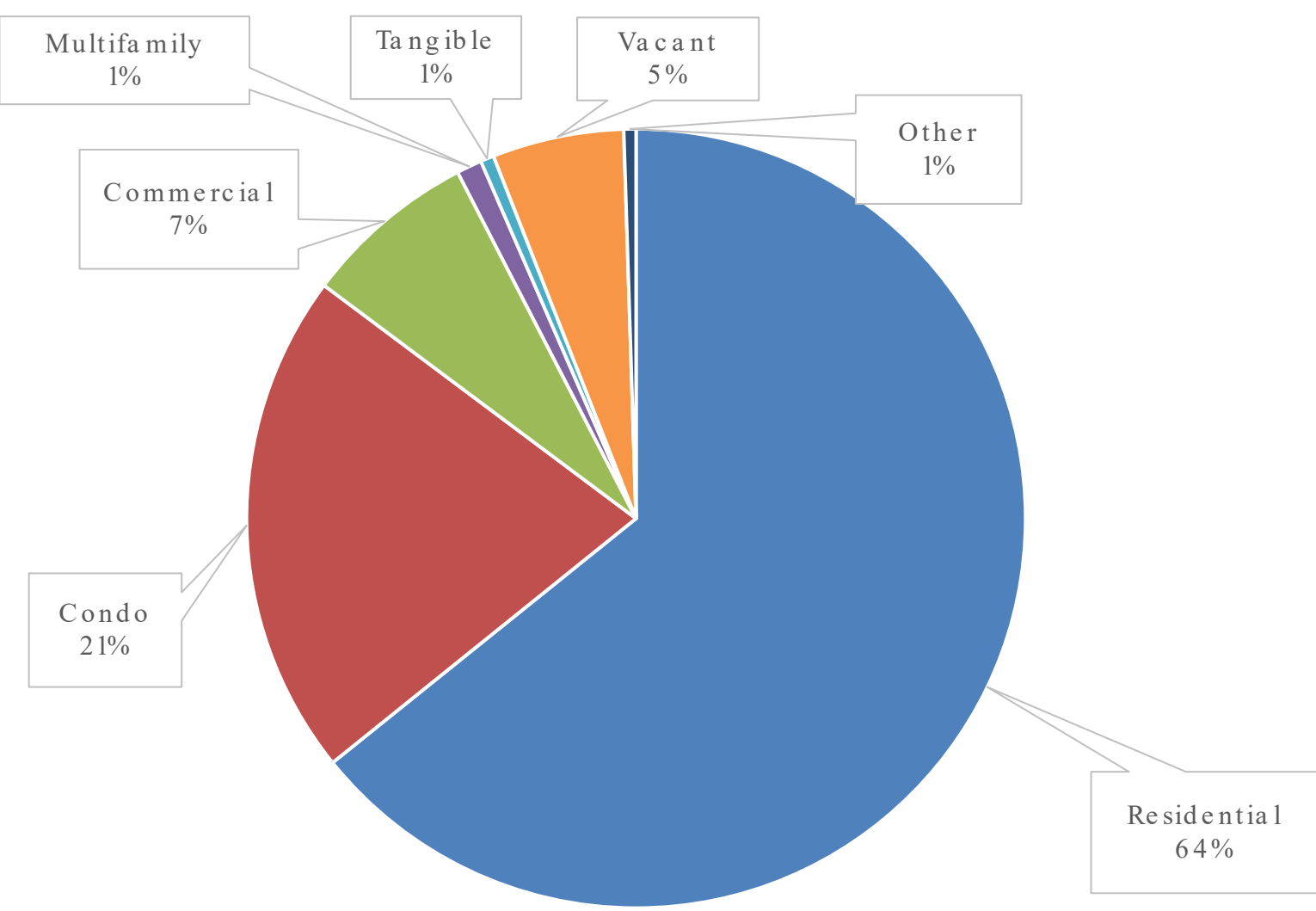


Town of Palm Beach 2024

Market Value



Taxable Value



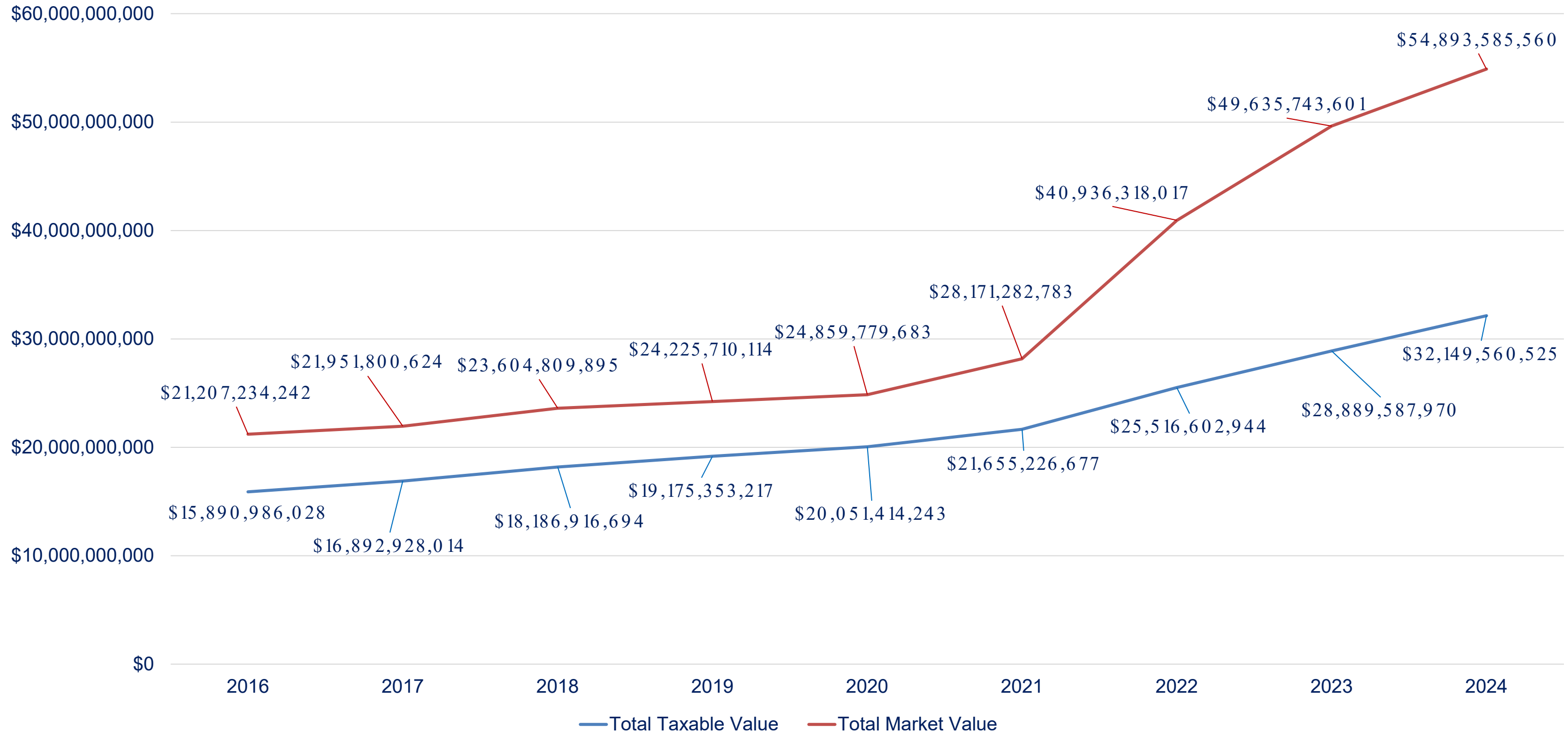
■ Residential ■ Condo ■ Commercial ■ Multifamily ■ Tangible ■ Vacant ■ Other

■ Residential ■ Condo ■ Commercial ■ Multifamily ■ Tangible ■ Vacant ■ Other



2016-2024 Market & Taxable Values Town of Palm Beach

2016-2024



2024 – Town of Palm Beach


3% Cap and 10% Cap Impacts

» 3% Cap on Homesteaded Property

Market Value	\$29,341,246,604
Assessed Value	<u>\$13,355,421,653</u>
Differential	\$15,985,824,951

» 10% Cap on Non-Homesteaded Property

Market Value	\$25,343,669,327
Assessed Value	<u>\$19,288,691,670</u>
Differential	\$ 6,054,977,657





Thank you!

Connect with us.



 561.355.3230

 www.pbcpa.gov

