

This document, together with the concepts and designs presented herein, is intended only for the specific purpose and client for which it was prepared. Reuse of and improper reliance on this document without written authorization and adaptation by Kimley-Horn and Associates, Inc. shall be without liability to Kimley-Horn and Associates, Inc.



M-1
USE: Gravel Paving
MATERIAL: Gravel
FINISH: Standard
COLOR: Gray/Warm Gray
SIZE: 1/2" minus
PATTERN: N/A
JOINT: N/A
MANUFACTURER: TBD
CONTACT: N/A

- Contractor to provide material samples, product information and specifications submittal for Landscape Architect's approval prior to procurement and installation.
- Landscape Architect and Ownership to approve mock-up before final installation begins.



M-4
USE: Grasspave
MATERIAL: Stabilized Grass
FINISH: Standard
COLOR: Black
SIZE: Refer to Architecture
PATTERN: Refer to Architecture
JOINT: Refer to Architecture
MANUFACTURER: TBD
CONTACT: N/A

- Contractor to provide material samples, product information and specifications submittal for Landscape Architect's approval prior to procurement and installation.
- Landscape Architect and Ownership to approve mock-up before final installation begins.



M-7
USE: Stone Wall Veneer
MATERIAL: Irregular Coral Stone Veneer
FINISH: Standard
COLOR: Natural
SIZE: Refer to Architecture
PATTERN: Refer to Architecture
JOINT: Refer to Architecture
MANUFACTURER: TBD
CONTACT: N/A

- Contractor to provide material samples, product information and specifications submittal for Landscape Architect's approval prior to procurement and installation.
- Landscape Architect and Ownership to approve mock-up before final installation begins.



M-10
USE: Wood Decking
MATERIAL: Ipe
FINISH: TBD
COLOR: Natural
SIZE: 1"x6"
PATTERN: Refer to Details
JOINT: Refer to Details
MANUFACTURER: TBD
CONTACT: N/A

- Contractor to provide material samples, product information and specifications submittal for Landscape Architect's approval prior to procurement and installation.
- Landscape Architect and Ownership to approve mock-up before final installation begins.



Gravelpave


M-2
USE: Gravel Paving Reinforcement
MATERIAL: Plastic
FINISH: Standard
COLOR: Black
SIZE: Per Manufacturer
PATTERN: Per Manufacturer
JOINT: Per Manufacturer
MANUFACTURER: TBD
CONTACT: N/A

- Contractor to provide material samples, product information and specifications submittal for Landscape Architect's approval prior to procurement and installation.
- Landscape Architect and Ownership to approve mock-up before final installation begins.



M-5
USE: Retaining Walls
MATERIAL: Native Florida Stone
FINISH: Natural Cleft
COLOR: Natural Gray/Warm Gray
SIZE: 6'-8' x 4'-6"
PATTERN: N/A
JOINT: N/A
SUPPLIER: Epic Stoneworks
CONTACT: N/A

- Contractor to provide material samples, product information and specifications submittal for Landscape Architect's approval prior to procurement and installation.
- Landscape Architect and Ownership to approve mock-up before final installation begins.



M-8
USE: Steel Fencing
MATERIAL: 1/2" Smooth Round Bar
FINISH: Powder Coated
COLOR: Dark Bronze
SIZE: Refer to Details
PATTERN: Refer to Details
JOINT: Refer to Details
MANUFACTURER: TBD
CONTACT: N/A

- Contractor to provide material samples, product information and specifications submittal for Landscape Architect's approval prior to procurement and installation.
- Landscape Architect and Ownership to approve mock-up before final installation begins.



M-11
USE: Barrier Fencing
MATERIAL: Aluminum
FINISH: Painted Dark Bronze
COLOR: Dark Bronze
SIZE: N/A
PATTERN: N/A
JOINT: N/A
MANUFACTURER: MONUMENTAL FABRICATION OF AMERICA, INC
950 W. Rutherford St.
Port Saint Joe, FL 32456
850.227.9500
CONTACT: N/A

- Contractor to provide material samples, product information and specifications submittal for Landscape Architect's approval prior to procurement and installation.
- Landscape Architect and Ownership to approve mock-up before final installation begins.



M-3
USE: Hard Surface Paving
MATERIAL: Concrete
FINISH: Salt Rock & Plant Texture Finish
COLOR: Integral Color TBD
SIZE: Per Details & Plans
PATTERN: Per Details & Plans
JOINT: Per Details & Plans
MANUFACTURER: TBD
CONTACT: N/A

- Patterned Pavement Installation shall comply with current FDOT Standard Specification 523.
- SIDEWALK: 99.5% of sidewalk area is free of vertical misalignments greater than 1/4 inch, horizontal cracks greater than 1/2 inch, or spalled areas greater than 1/2 inch in depth, and no visible hazards.
- Contractor to provide material samples, product information and specifications submittal for Landscape Architect's approval prior to procurement and installation.
- Landscape Architect and Ownership to approve mock-up before final installation begins.




M-6
USE: Bridge & Handrails
MATERIAL: Weathering Steel (Corten)
FINISH: Naturally Weathered
COLOR: Natural Rust Patina
SIZE: N/A
PATTERN: N/A
JOINT: N/A
MANUFACTURER: N/A
CONTACT: N/A

- Contractor to provide material samples, product information and specifications submittal for Landscape Architect's approval prior to procurement and installation.
- Landscape Architect and Ownership to approve mock-up before final installation begins.



M-9
USE: Drive Isle Concrete Finish
MATERIAL: Vehicular Rated Concrete
FINISH: Raked
COLOR: Natural
SIZE: N/A
PATTERN: N/A
JOINT: Refer to Plans
MANUFACTURER: TBD
CONTACT: N/A

- Contractor to provide material samples, product information and specifications submittal for Landscape Architect's approval prior to procurement and installation.
- Landscape Architect and Ownership to approve mock-up before final installation begins.



M-12
USE: Wildflower Garden Catwalk
MATERIAL: 1"x3/4" Rectangular Bar Grating
FINISH: Standard Smooth Surface
COLOR: Standard Silver
MODEL: GCM-1-100 - Close Mesh (7-p-4) - ADA
MANUFACTURER: Mc Nichols
CONTACT: Tampa Metals Service Center
9401 Corporate Lake Drive
Tampa, FL 33634
877-891-7418

- Contractor to provide material samples, product information and specifications submittal for Landscape Architect's approval prior to procurement and installation.
- Landscape Architect and Ownership to approve mock-up before final installation begins.

CIVIL ENGINEER

Kimley»Horn

1920 WEKIVA WAY, SUITE 200,
WEST PALM BEACH, FL 33411
PHONE: 561-845-0665
FAX: 561-863-8175
WWW.KIMLEY-HORN.COM
REGISTRY NO. 35106

ARCHITECT



FAIRFAX & SAMMONS

FAIRFAX, SAMMONS & PARTNERS, LLC
214 BRAZILIAN AVENUE
PALM BEACH, FL 33480
PHONE: (561) 805-8591


LANDSCAPE ARCHITECT

jungles

RAYMOND JUNGLES, INC.
2964 AVIATION AVENUE
MIAMI, FL 33133
PHONE: (305) 858-6777

COA: 22-037
ZON: 22-107

No.	REVISIONS	DATE



PROJECT No.

DATE 10/28/2022

SCALE AS SHOWN

DESIGNED BY

DRAWN BY

CHECKED BY

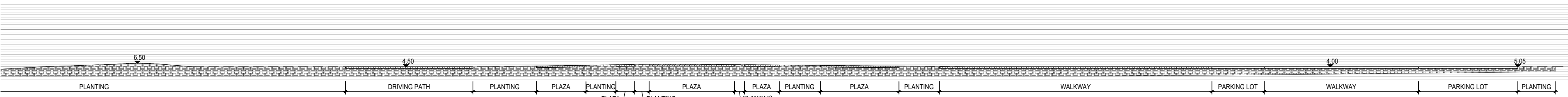
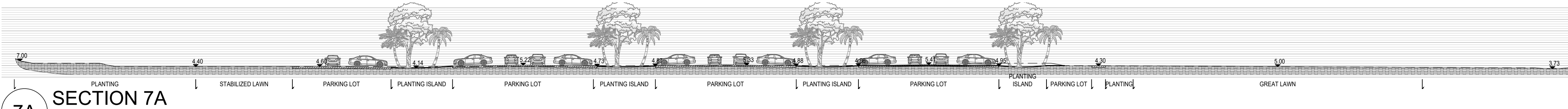

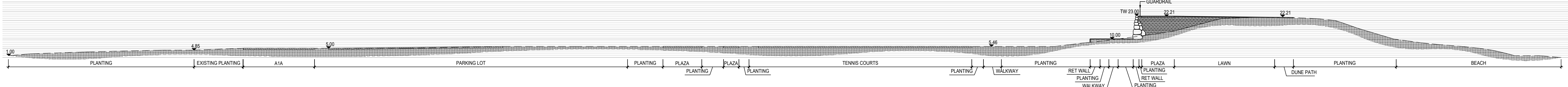

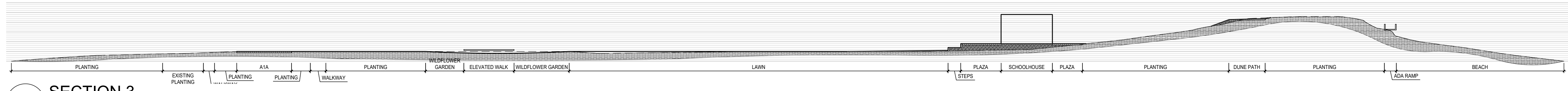
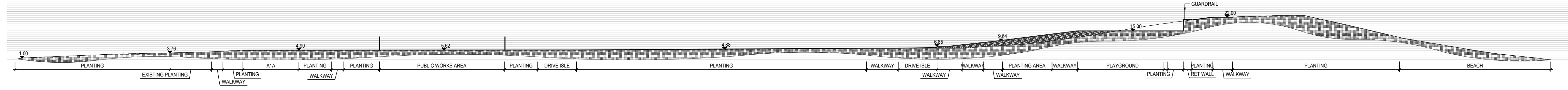
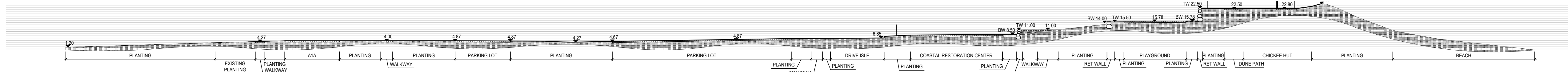
MATERIAL SPECIFICATIONS



PHIPPS OCEAN
PARK
PREPARED FOR
TOWN OF PALM
BEACH

SHEET NUMBER
LH.300

This document, together with the concepts and designs presented herein, is intended only for the specific purpose and client for which it was prepared. Reuse of and improper reliance on this document without written authorization and adaptation by Kimley-Horn and Associates, Inc. shall be without liability to Kimley-Horn and Associates, Inc.



CIVIL ENGINEER

Kimley»Horn

1920 WEKIVA WAY, SUITE 200,
WEST PALM BEACH, FL 33411
PHONE: 561-845-0665
FAX: 561-863-8175
WWW.KIMLEY-HORN.COM
REGISTRY NO. 35106

ARCHITECT



FAIRFAX & SAMMONS

FAIRFAX, SAMMONS & PARTNERS, LLC
214 BRAZILIAN AVENUE
PALM BEACH, FL 33480
PHONE: (561) 805-8591

LANDSCAPE ARCHITECT

jungles

RAYMOND JUNGLES, INC.

2964 AVIATION AVENUE
MIAMI, FL 33133
PHONE: (305) 858-6777

COA: 22-037

ZON: 22-107

No.	REVISIONS	DATE



PROJECT No.

DATE
10/28/2022

SCALE
AS SHOWN

DESIGNED BY

DRAWN BY

CHECKED BY

HARDSCAPE SECTIONS



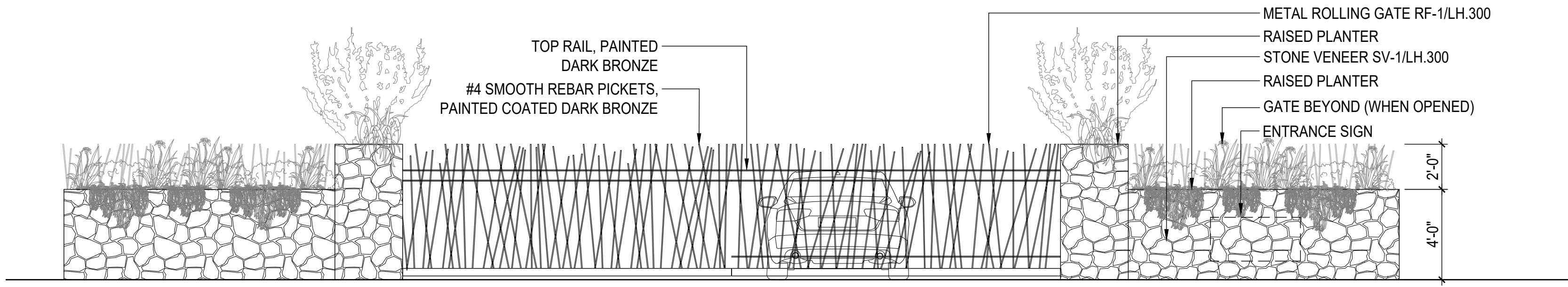
**PHIPPS OCEAN
PARK**
PREPARED FOR
**TOWN OF PALM
BEACH**

TOWN OF PALM BEACH FL

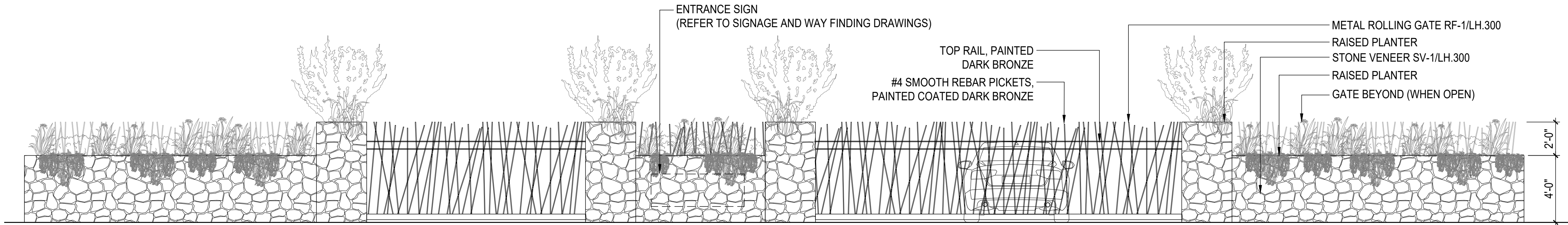
SHEET NUMBER

LH.400

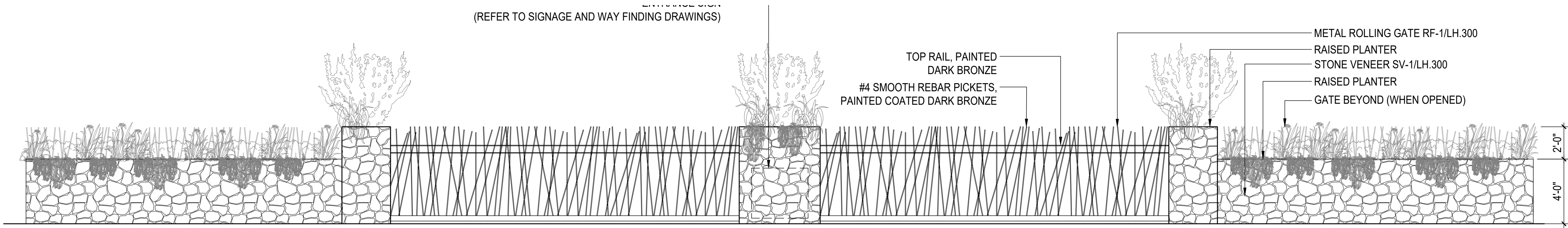
This document, together with the concepts and designs presented herein, as an instrument of service, is intended only for the specific purpose and client for which it was prepared. Reuse of and improper reliance on this document without written authorization and adaptation by Kimley-Horn and Associates, Inc. shall be without liability to Kimley-Horn and Associates, Inc.



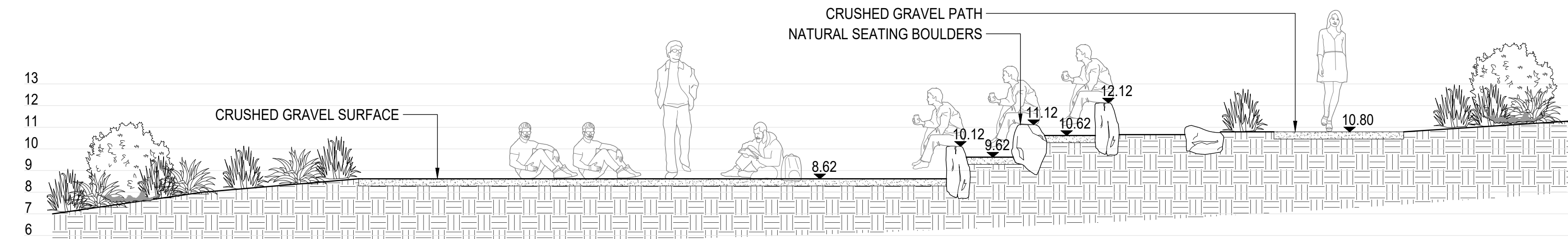
1 ENTRY GATE - NORTH
Scale: 1/4"=1'-0" _XREF



2 ENTRY GATE - CENTRAL
Scale: 1/4"=1'-0" _XREF



3 ENTRY GATE - SOUTH
Scale: 1/4"=1'-0" _XREF



4 OUTDOOR CLASSROOM - SECTION
Scale: 1/4"=1'-0" _XREF

CIVIL ENGINEER

Kimley»Horn

1920 WEKIVA WAY, SUITE 200,
WEST PALM BEACH, FL 33411
PHONE: 561-845-0665
FAX: 561-863-8175
WWW.KIMLEY-HORN.COM
REGISTRY NO. 35106

ARCHITECT



FAIRFAX & SAMMONS

FAIRFAX, SAMMONS & PARTNERS, LLC
214 BRAZILIAN AVENUE
PALM BEACH, FL 33480
PHONE: (561) 805-8591


LANDSCAPE ARCHITECT

jungles

RAYMOND JUNGLES, INC.
2964 AVIATION AVENUE
MIAMI, FL 33133
PHONE: (305) 858-6777

COA: 22-037
ZON: 22-107

No.	REVISIONS	DATE



PROJECT No.

DATE
10/28/2022

SCALE
AS SHOWN

DESIGNED BY

DRAWN BY

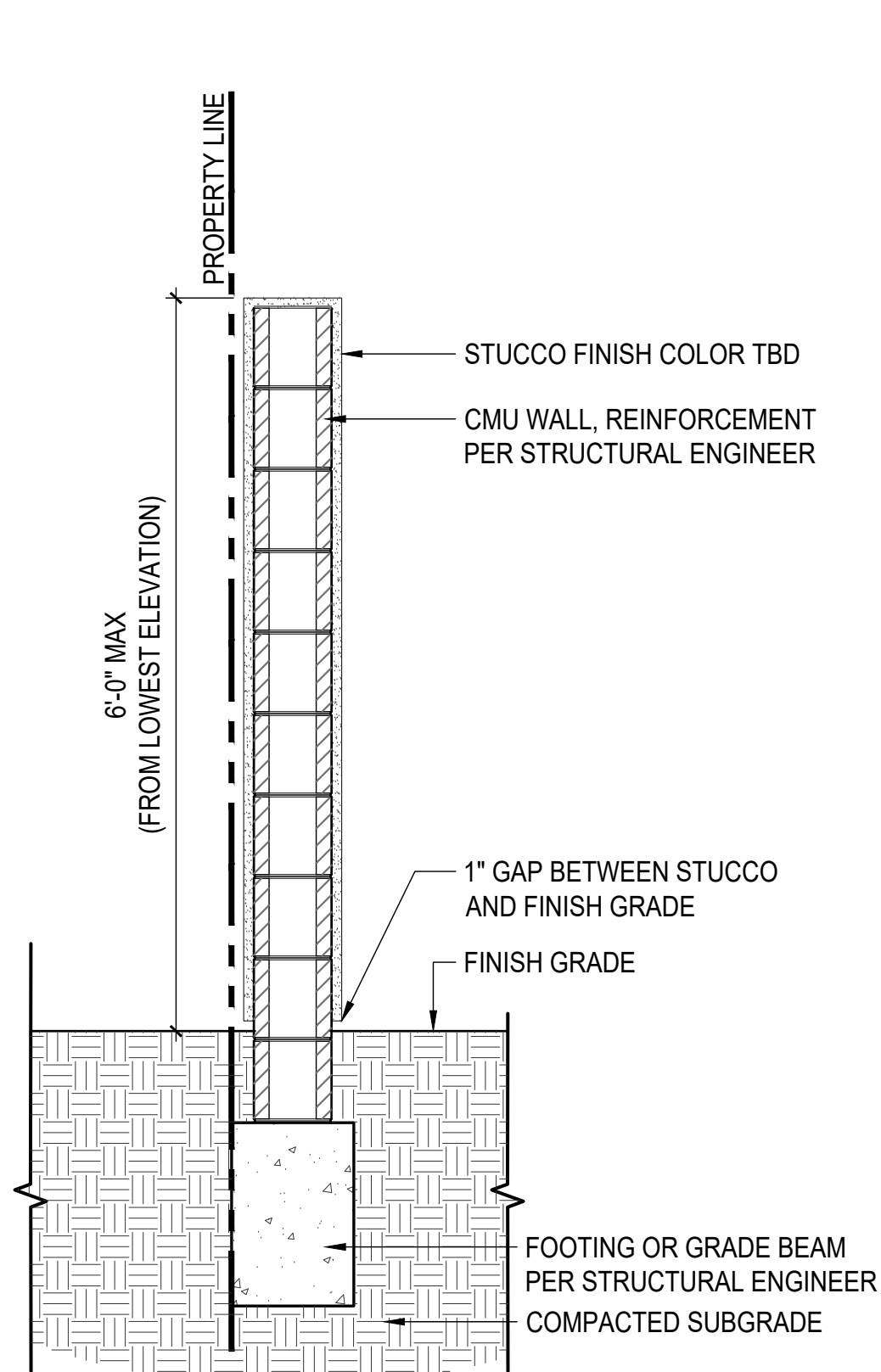
CHECKED BY

HARDSCAPE DETAILS



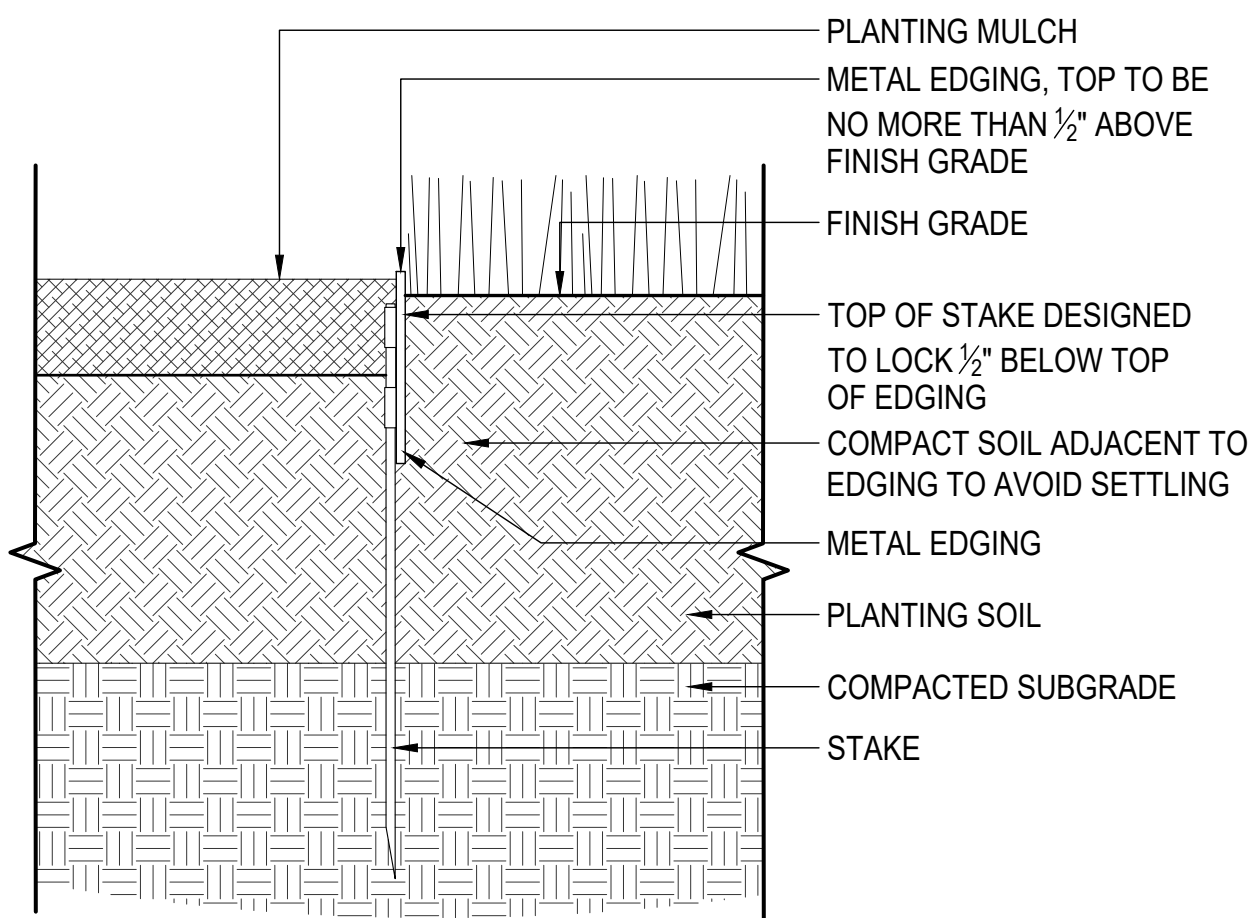
**PHIPPS OCEAN
PARK**
PREPARED FOR
TOWN OF PALM
BEACH

SHEET NUMBER
LH.500



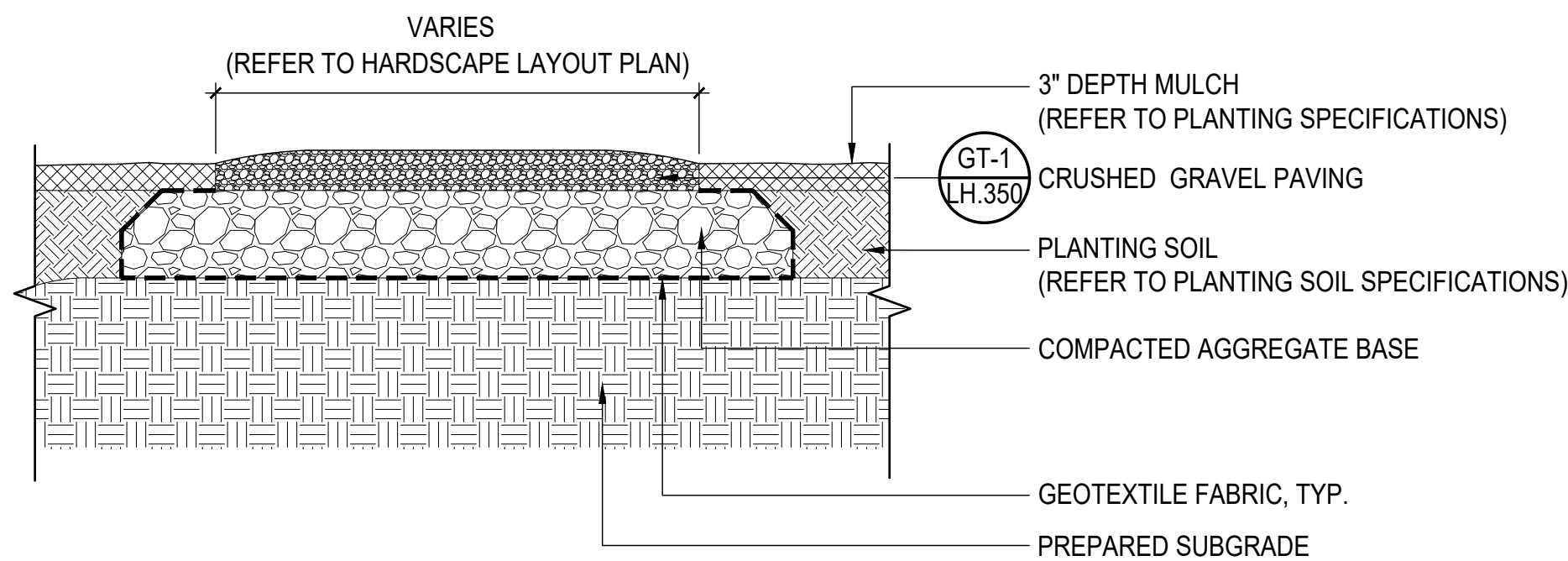
1 PERIMETER WALL

Scale: 2/32" _XREF



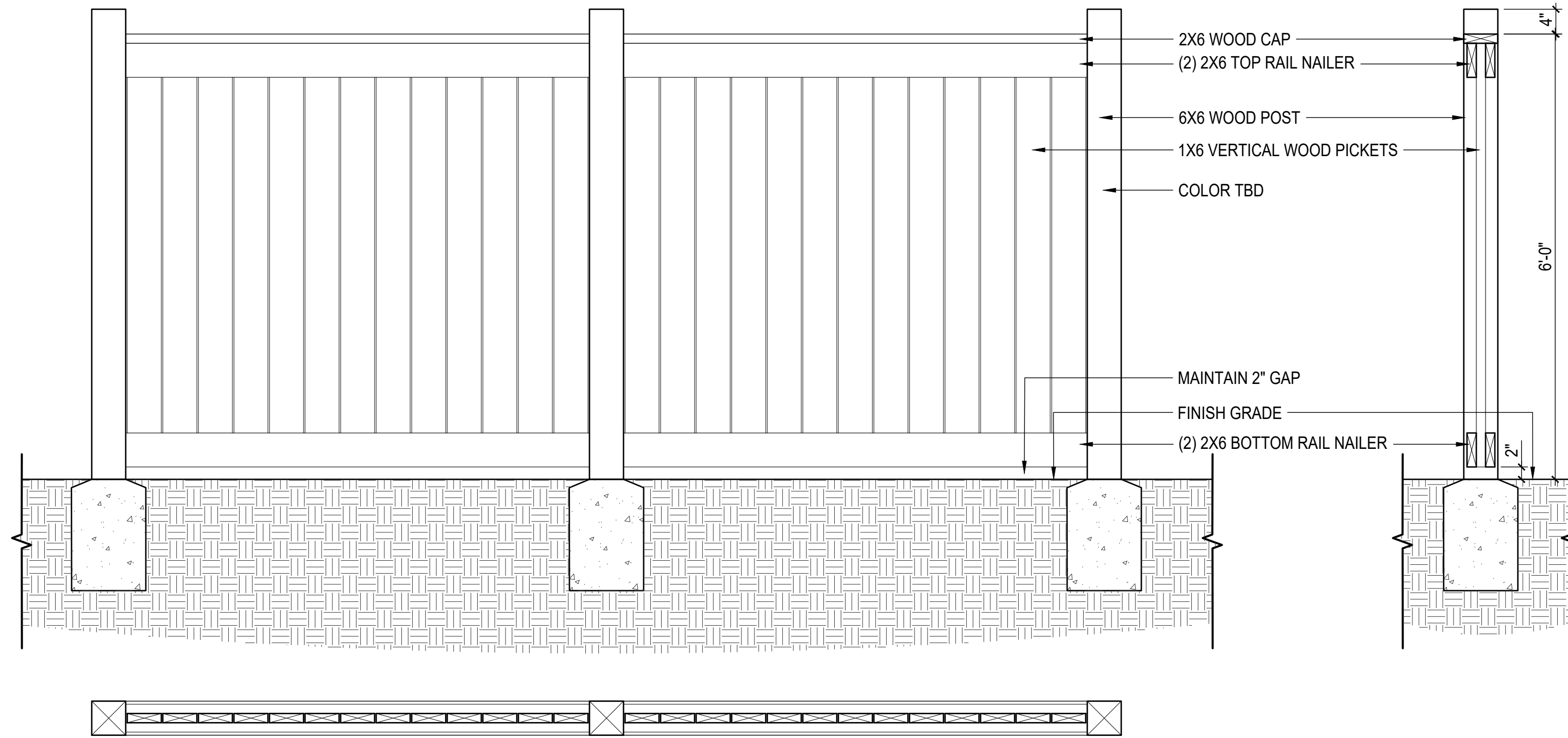
3 EDGING

Scale: 1/4 _XREF



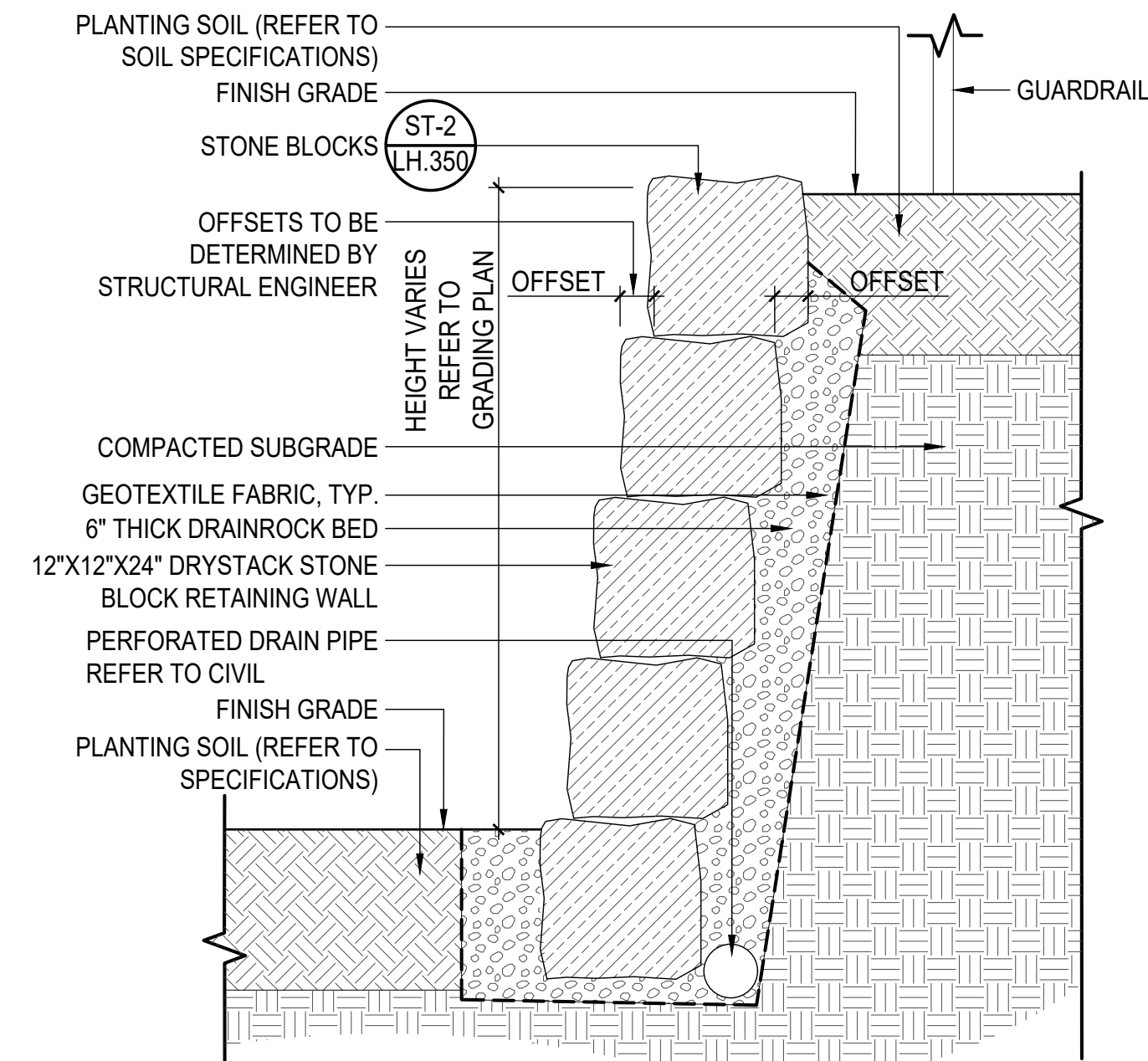
6 STABILIZED CRUSHED STONE PAVING

Scale: 1"=1' _XREF



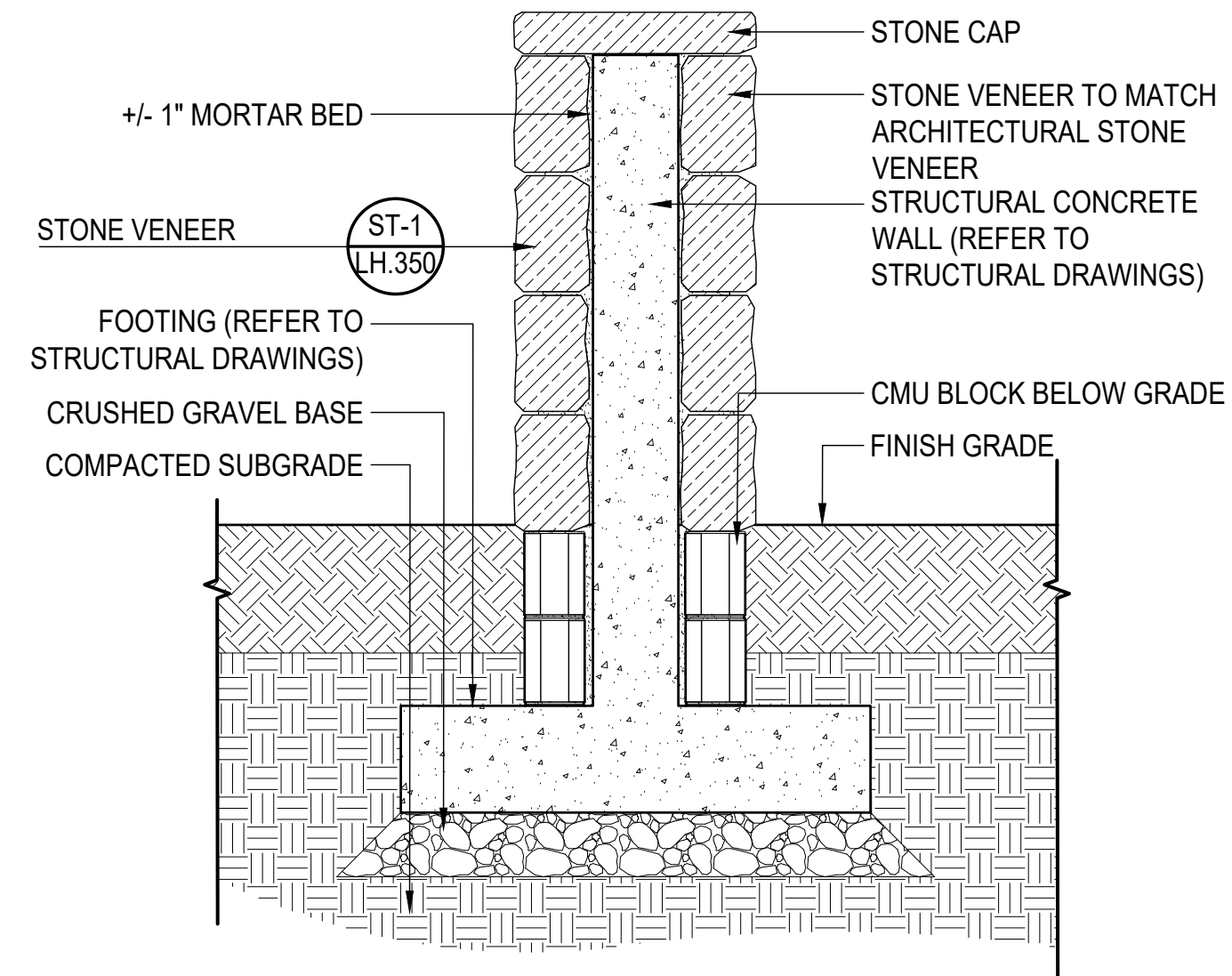
2 PUMP STATION ENCLOSURE FENCE

Scale: 2/32" _XREF



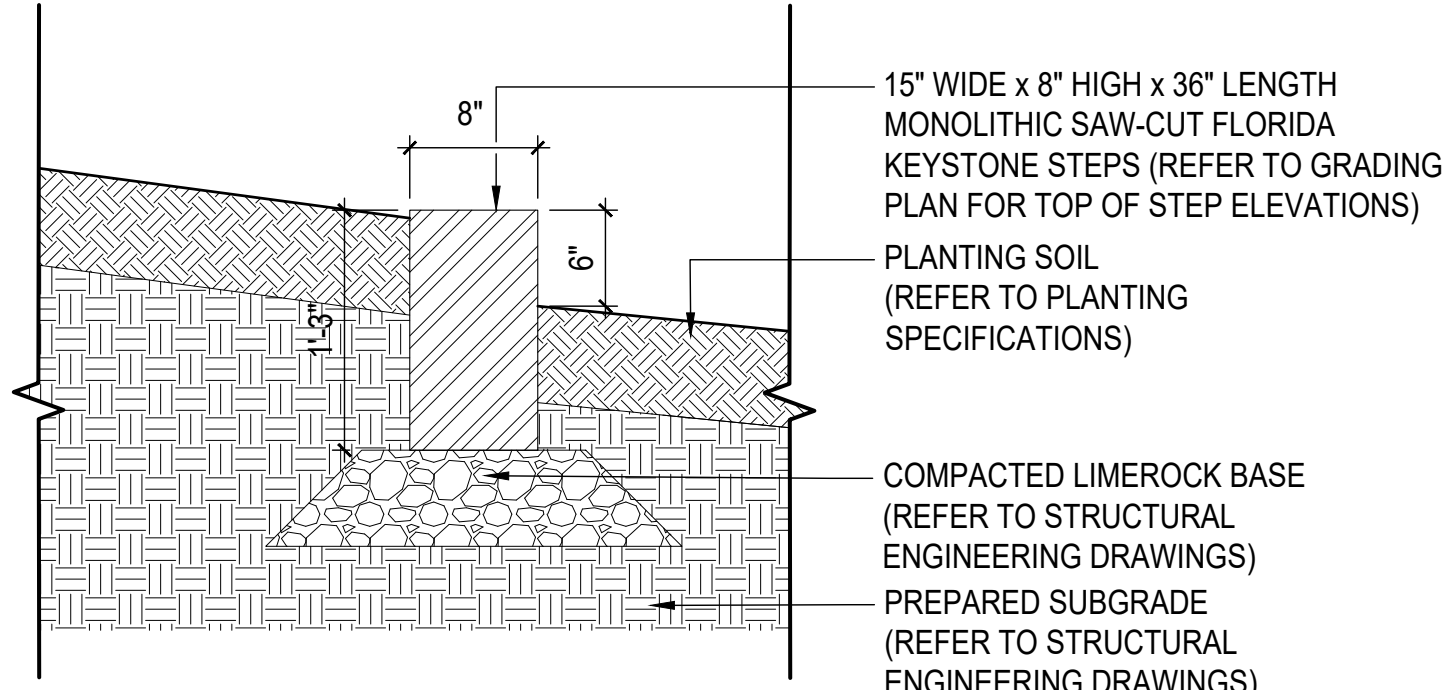
4 BOULDER RETAINING WALL

Scale: 1"=1' _XREF



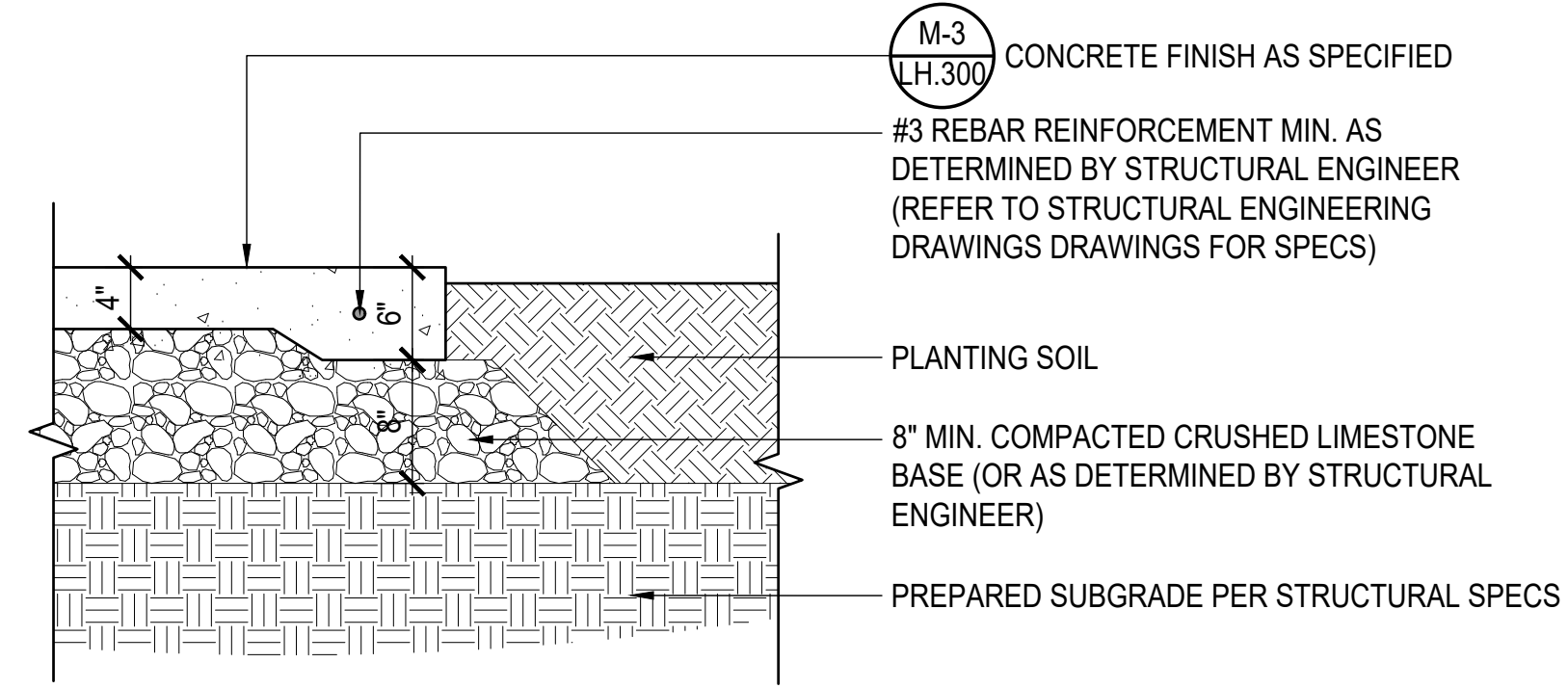
5 STONE VENEERED WALL

Scale: 2/32" _XREF



7 STONE STEP-DETAIL

Scale: 1"=1' _XREF



8 DECORATIVE CONCRETE PAVING - PEDESTRIAN

Scale: 1"=1' _XREF

CIVIL ENGINEER

Kimley»Horn

1920 WEKIVA WAY, SUITE 200,
WEST PALM BEACH, FL 33411
PHONE: 561-845-0665
FAX: 561-863-8175
WWW.KIMLEY-HORN.COM
REGISTRY NO. 35106

ARCHITECT



FAIRFAX & SAMMONS

FAIRFAX, SAMMONS & PARTNERS, LLC
214 BRAZILIAN AVENUE
PALM BEACH, FL 33480
PHONE: (561) 805-8591

LANDSCAPE ARCHITECT

jungles

RAYMOND JUNGLES, INC.
2964 AVIATION AVENUE
MIAMI, FL 33133
PHONE: (305) 858-6777

COA: 22-037
ZON: 22-107

No. REVISIONS DATE



PROJECT No.

DATE 10/28/2022

SCALE AS SHOWN

DESIGNED BY

DRAWN BY

CHECKED BY

HARDSCAPE DETAILS



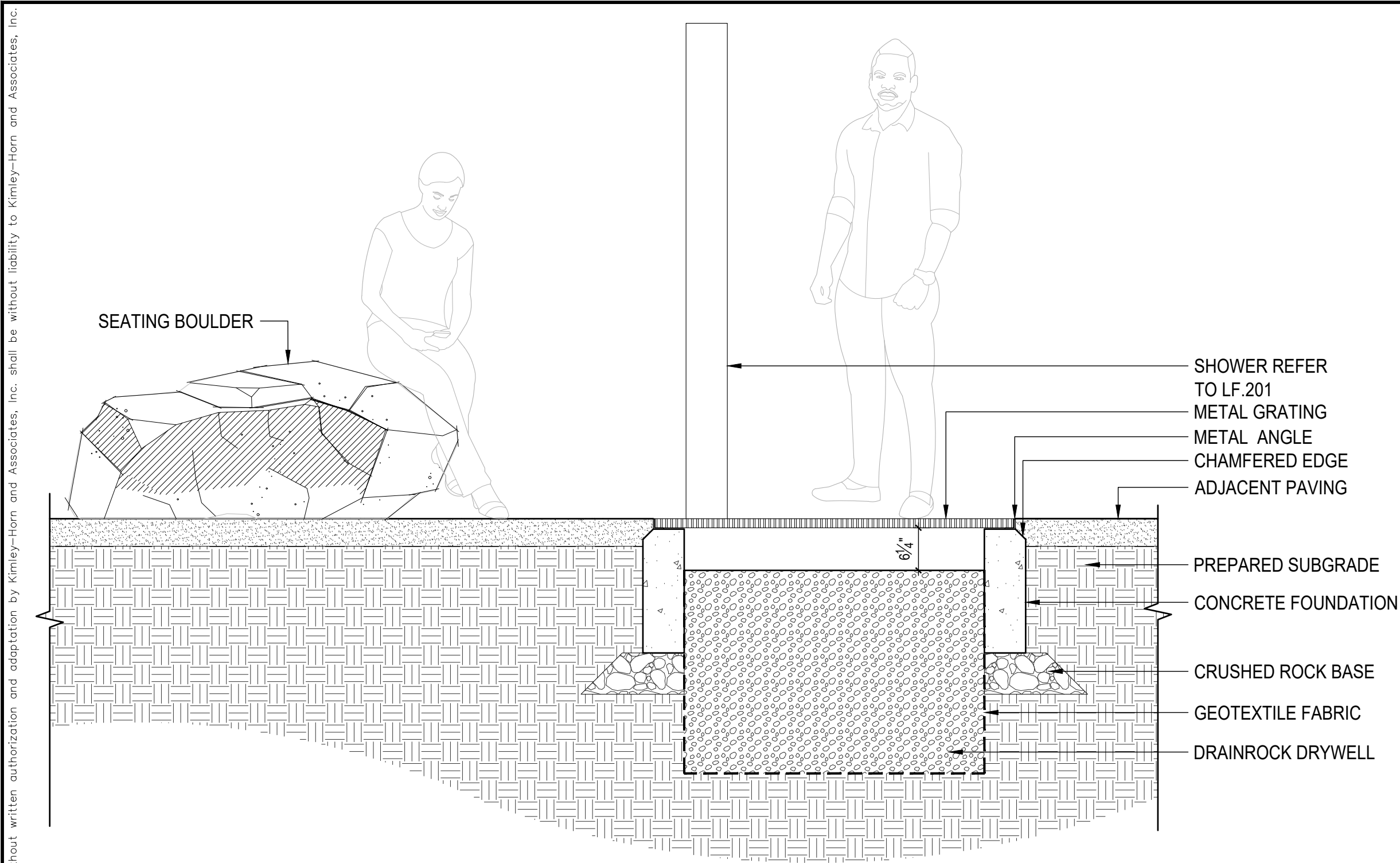
PHIPPS OCEAN
PARK
PREPARED FOR
TOWN OF PALM
BEACH

SHEET NUMBER

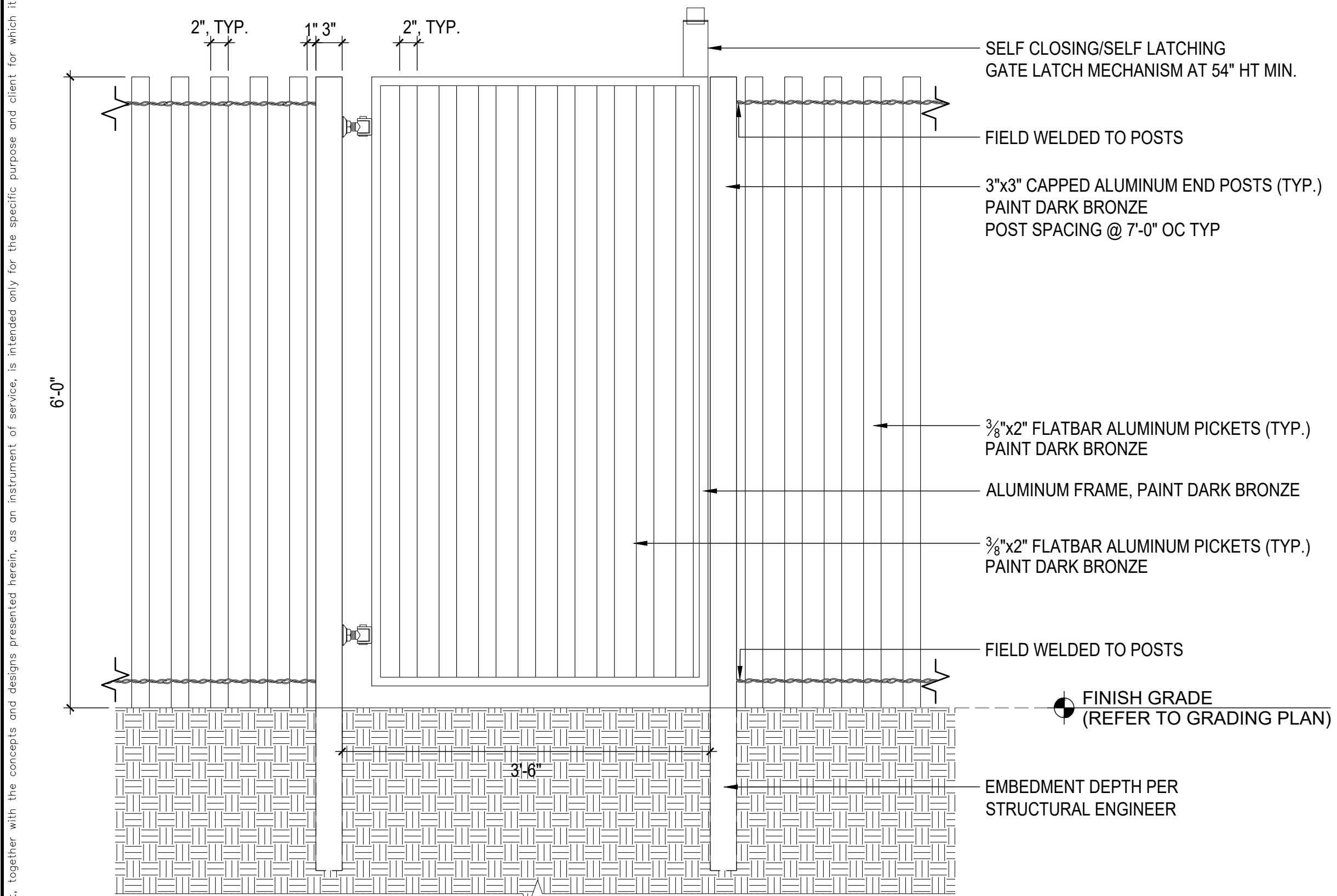
LH.501

This document, together with the concepts and designs presented herein, is intended only for the specific purpose and client for which it was prepared. Reuse of and improper reliance on this document without written authorization and adaptation by Kimley-Horn and Associates, Inc. shall be without liability to Kimley-Horn and Associates, Inc.

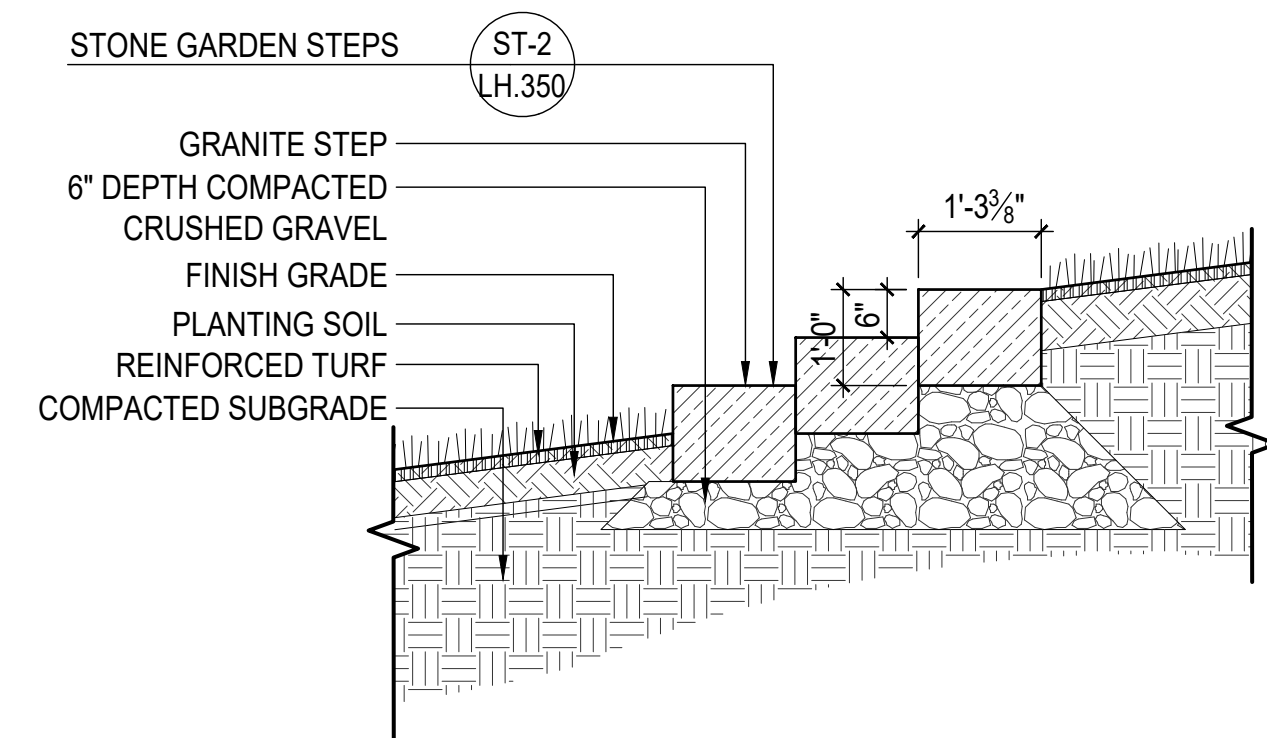
S:\PROJECT\202050_Phipps Ocean Park Master Plan\20 DESIGN\24 WORKING\CAD\Sheets\20050_03_LH.500_Landscape Details.dwg
Luy Du
2022/10/28



1 OUTDOOR SHOWER
Scale: 2/32" _XREF



5 GENERAL FENCE & GATE
Scale: 1"=1' _XREF

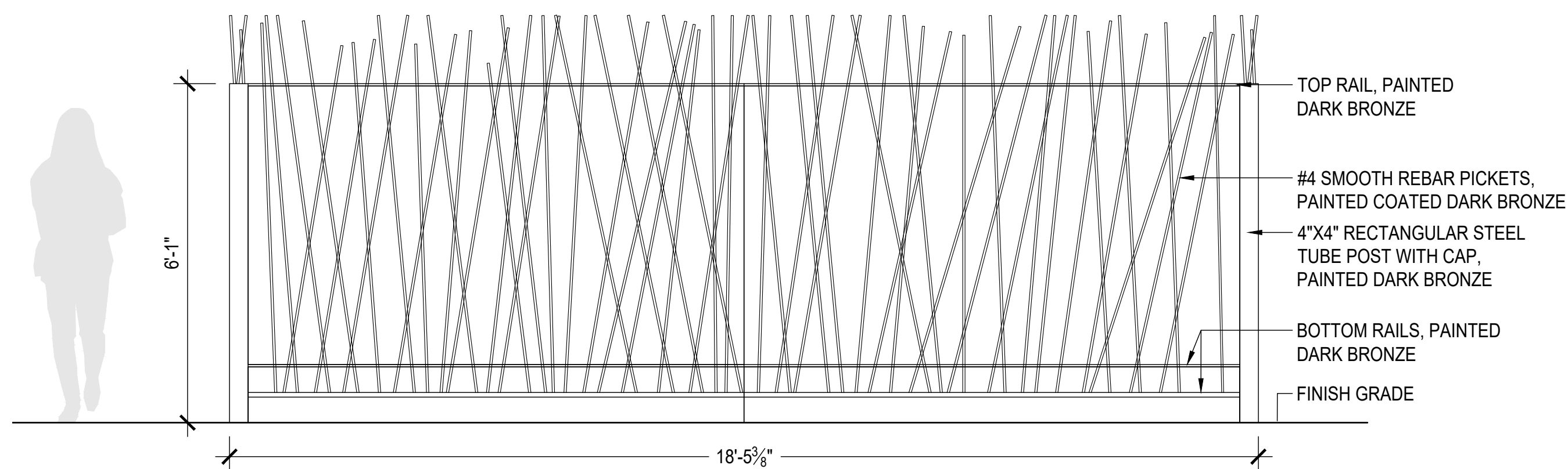
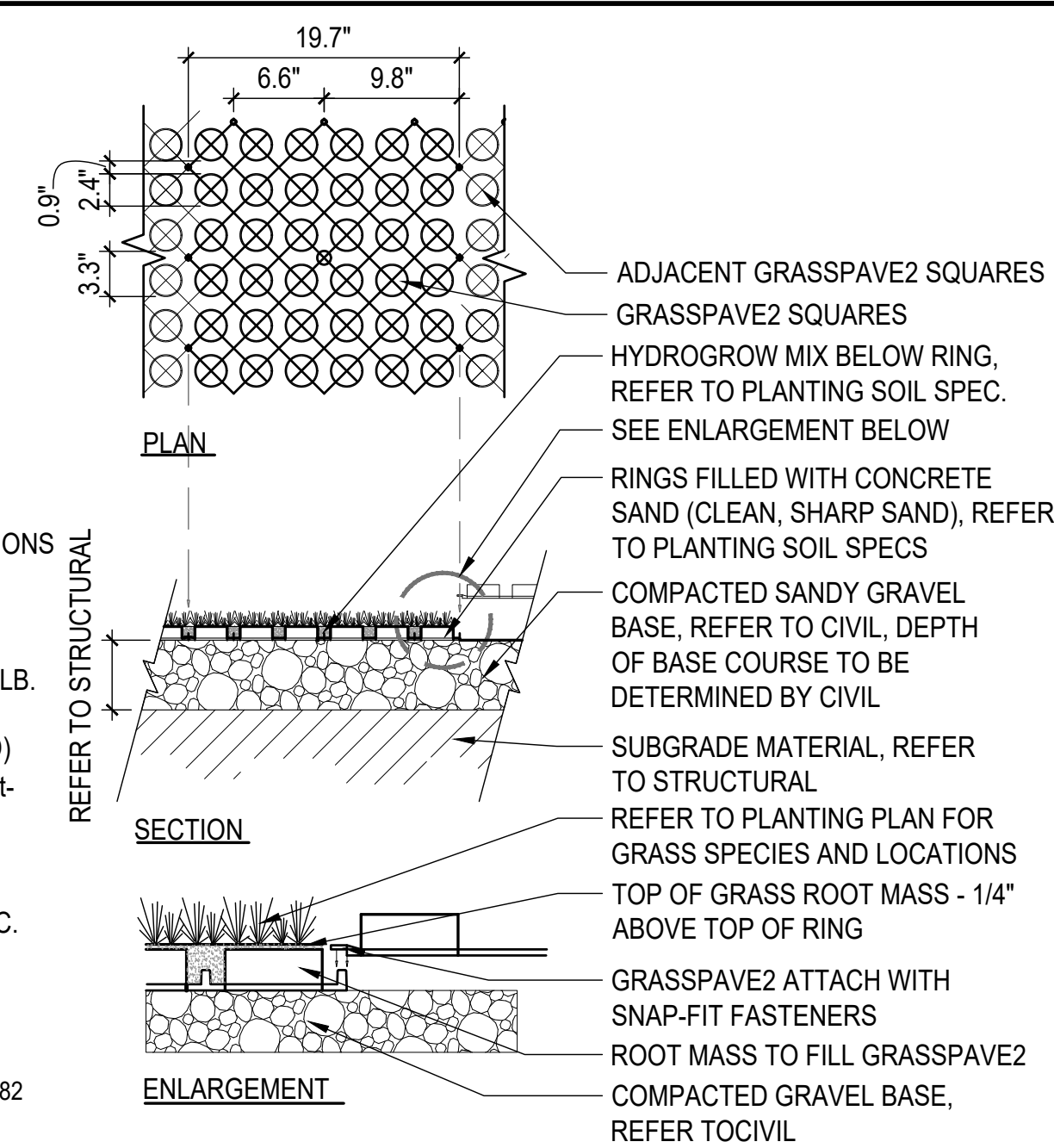


2 STEPS AT HORIZON PLATEU
Scale: 1/2" = 1'-0" _XREF

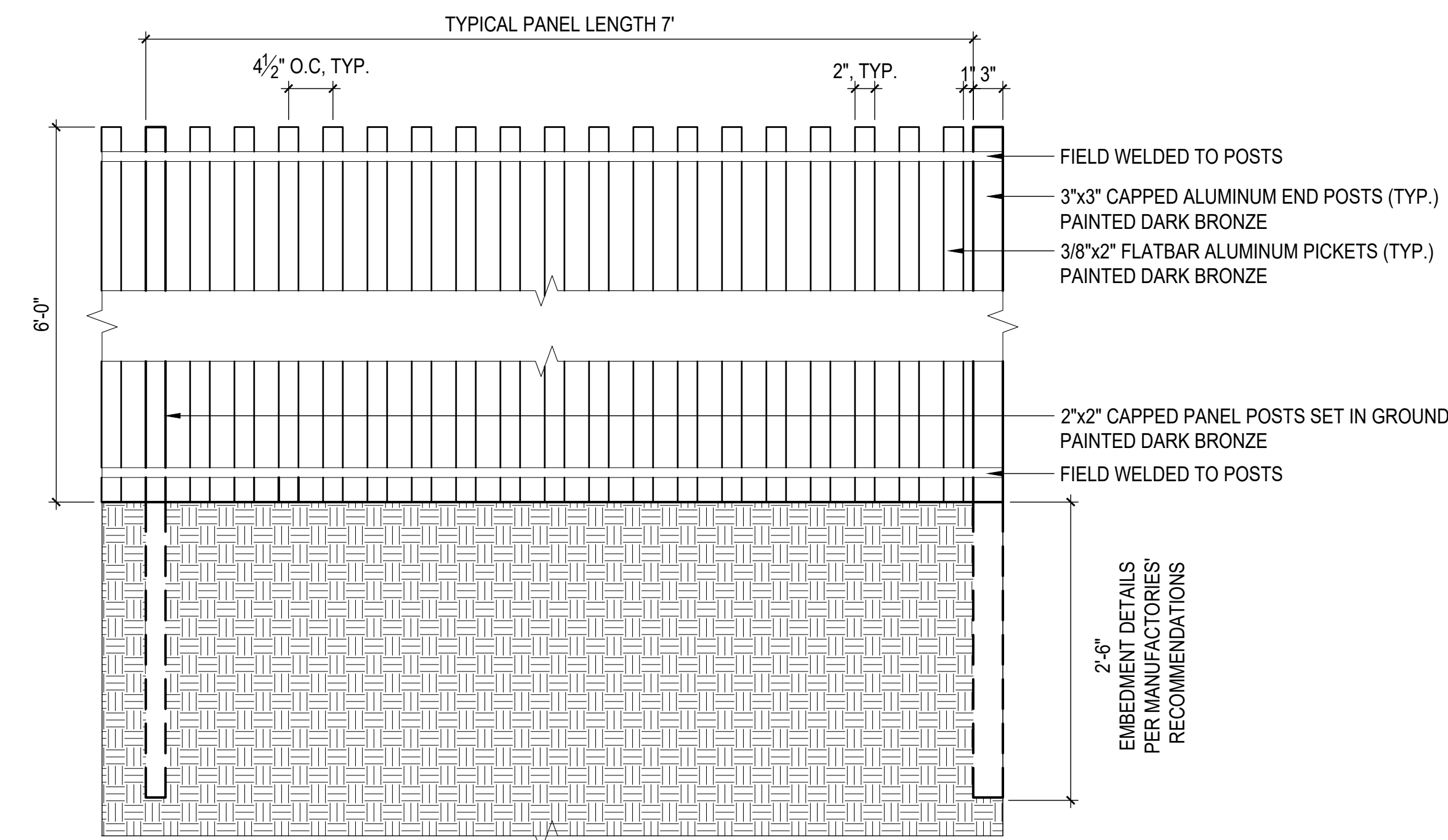
GRASSPAVE2 - SPECIFICATIONS
UNIT SIZE - 20" X 20" X 1"
AVAILABLE IN 9 STANDARD ROLL SIZES
UNIT WEIGHT - 18 OZ. or 4.5 LB.
STRENGTH - 5720 PSI
COLOR - BLACK (STANDARD)
RESIN - HDPE (with some post-consumer recycled content)

AS MANUFACTURED BY:
INVISIBLE STRUCTURES, INC.
(or approved alternate)
1600 Jackson St. Suite 310
Golden, Colorado 80401
800-233-1510 or 303-233-8383
FAX: 800-233-1522 or 303-233-8282
www.invisiblestructures.com

3 GRASSPAVE REINFORCED TURF
Scale: 1"=1' _XREF



4 CRC GATE
Scale: 1/2" = 1'-0" _XREF



CIVIL ENGINEER

Kimley»Horn

1920 WEKIVA WAY, SUITE 200,
WEST PALM BEACH, FL 33411
PHONE: 561-845-0665
FAX: 561-863-8175
WWW.KIMLEY-HORN.COM
REGISTRY NO. 35106

ARCHITECT

FAIRFAX & SAMMONS
NEW YORK - PALM BEACH

FAIRFAX, SAMMONS & PARTNERS, LLC
214 BRAZILIAN AVENUE
PALM BEACH, FL 33480
PHONE: (561) 805-8591

LANDSCAPE ARCHITECT

jungles

RAYMOND JUNGLES, INC.
2964 AVIATION AVENUE
MIAMI, FL 33133
PHONE: (305) 858-6777

COA: 22-037
ZON: 22-107

No.	REVISIONS	DATE

PROJECT No.

DATE 10/28/2022

SCALE AS SHOWN

DESIGNED BY

DRAWN BY

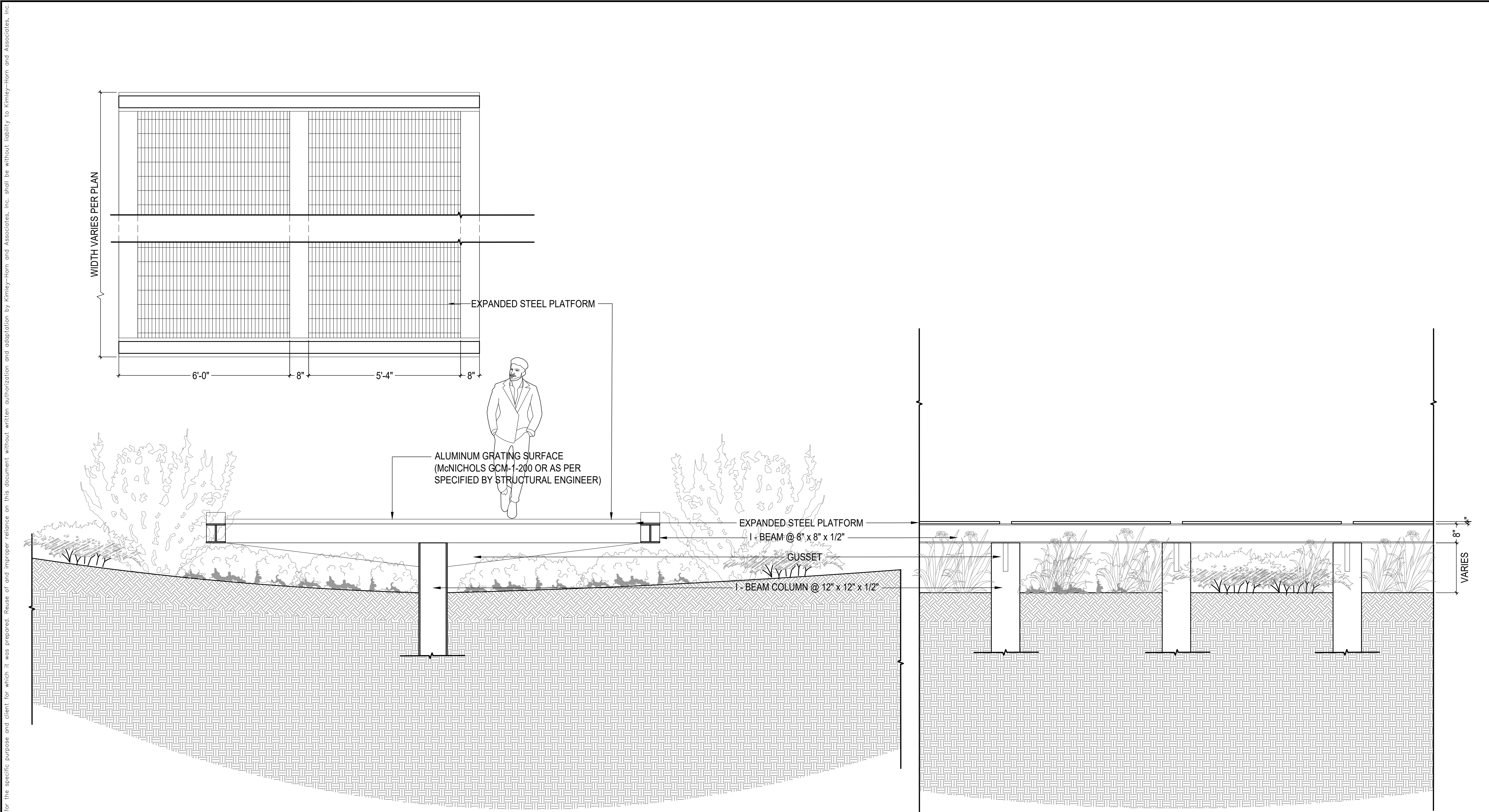
CHECKED BY

HARDSCAPE DETAILS

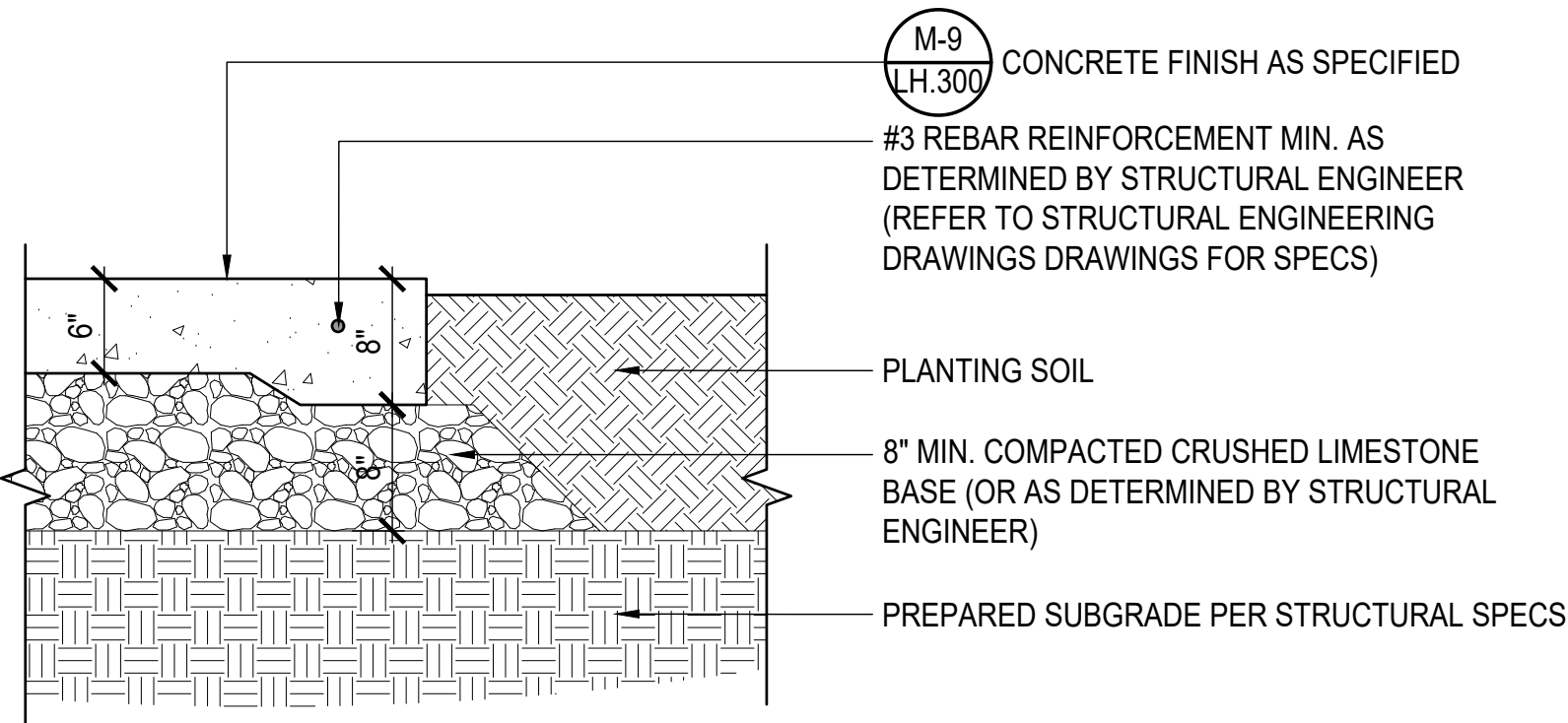
SEAL OF THE TOWN OF PALM BEACH, FLORIDA
INCORPORATED APRIL 17, 1911

PHIPPS OCEAN PARK
PREPARED FOR
TOWN OF PALM BEACH

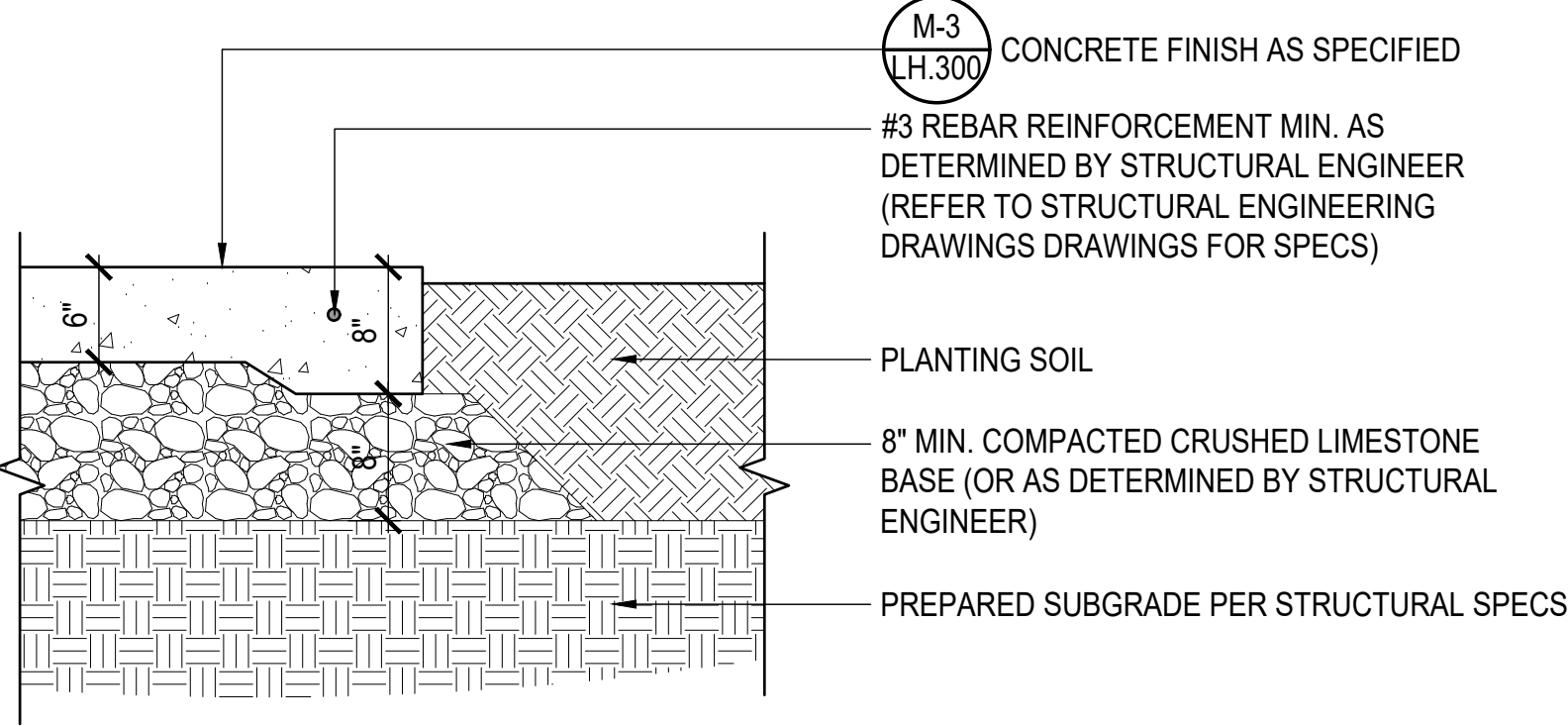
SHEET NUMBER
LH.502



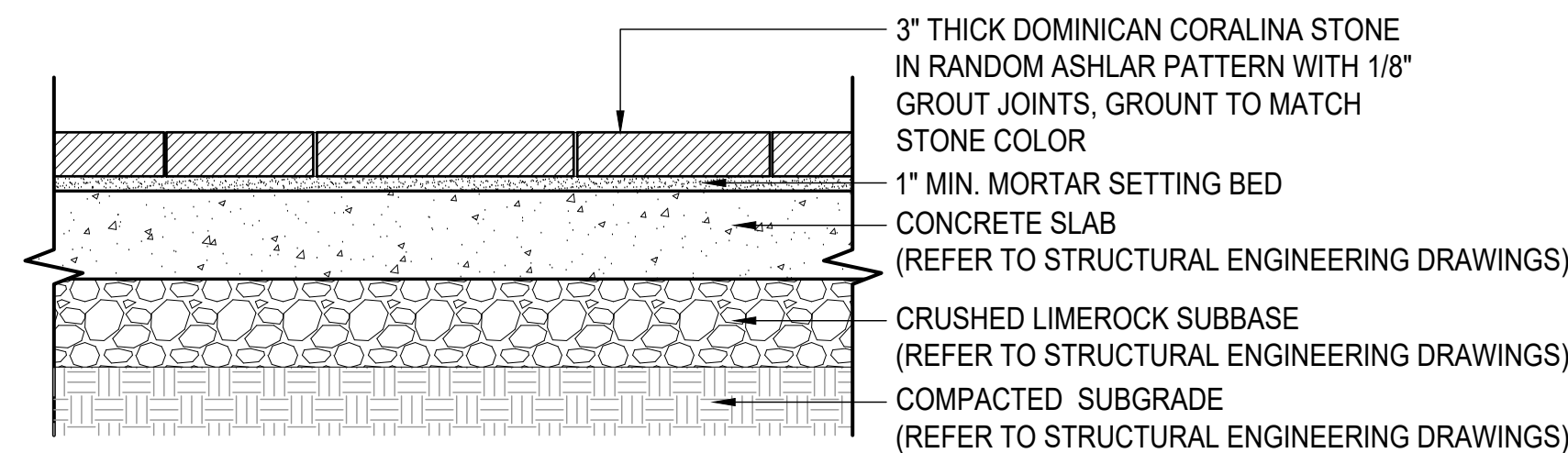
1 WILDFLOWER GARDEN CATWALK
Scale: 1/2" = 1'-0" _XREF



2 STANDARD CONCRETE PAVING - VEHICULAR
Scale: 1"=1' _XREF



3 DECORATIVE CONCRETE PAVING - VEHICULAR
Scale: 1"=1' _XREF



4 STONE PAVING
Scale: 1"=1' _XREF

CIVIL ENGINEER

Kimley»Horn

1920 WEKIVA WAY, SUITE 200,
WEST PALM BEACH, FL 33411
PHONE: 561-845-0665
FAX: 561-863-8175
WWW.KIMLEY-HORN.COM
REGISTRY NO. 35106

ARCHITECT



FAIRFAX & SAMMONS

FAIRFAX, SAMMONS & PARTNERS, LLC
214 BRAZILIAN AVENUE
PALM BEACH, FL 33480
PHONE: (561) 805-8591


LANDSCAPE ARCHITECT

jungles

RAYMOND JUNGLES, INC.
2964 AVIATION AVENUE
MIAMI, FL 33133
PHONE: (305) 858-6777

COA: 22-037
ZON: 22-107

No.	REVISIONS	DATE



PROJECT No.

DATE 10/28/2022

SCALE AS SHOWN

DESIGNED BY

DRAWN BY

CHECKED BY

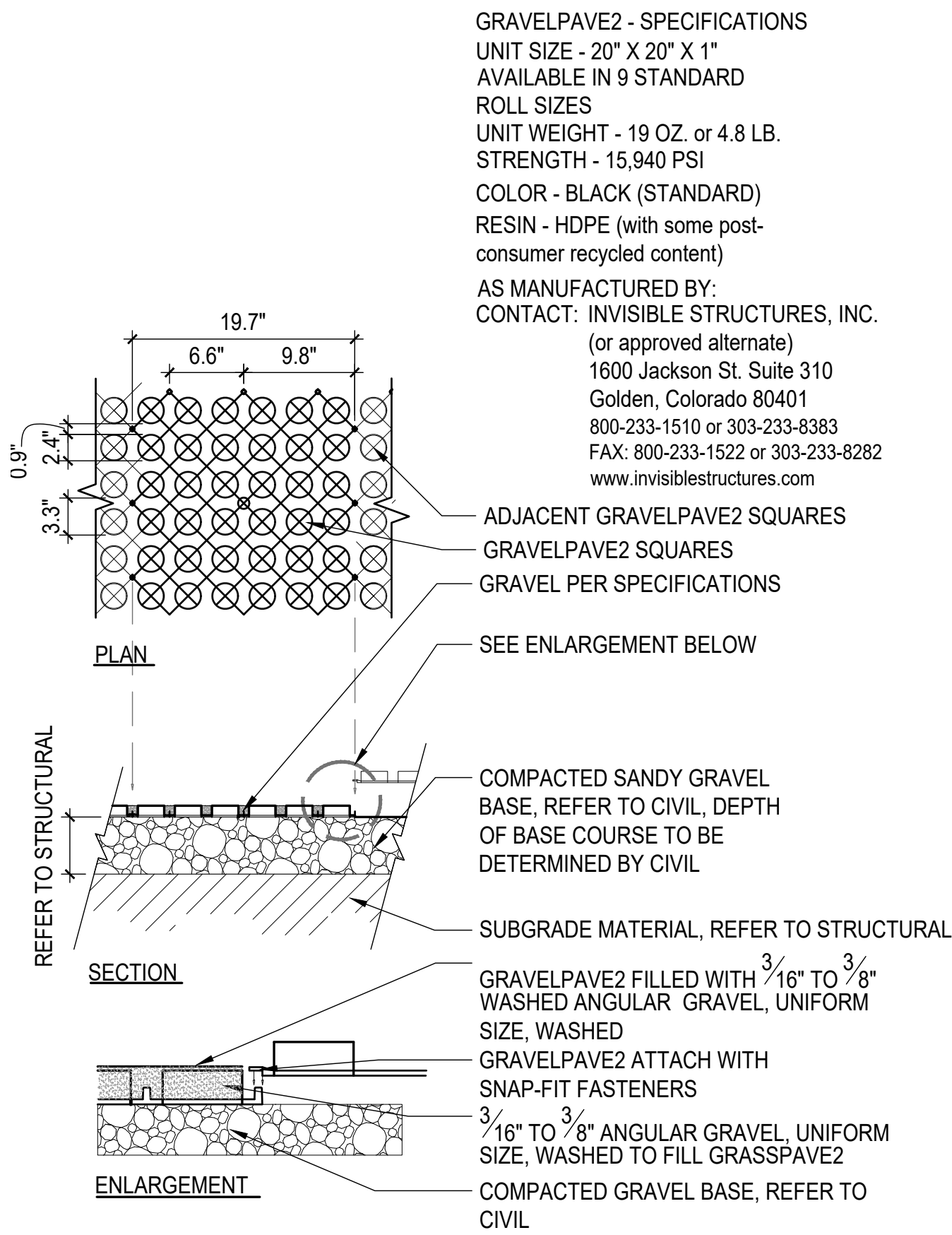
HARDSCAPE DETAILS



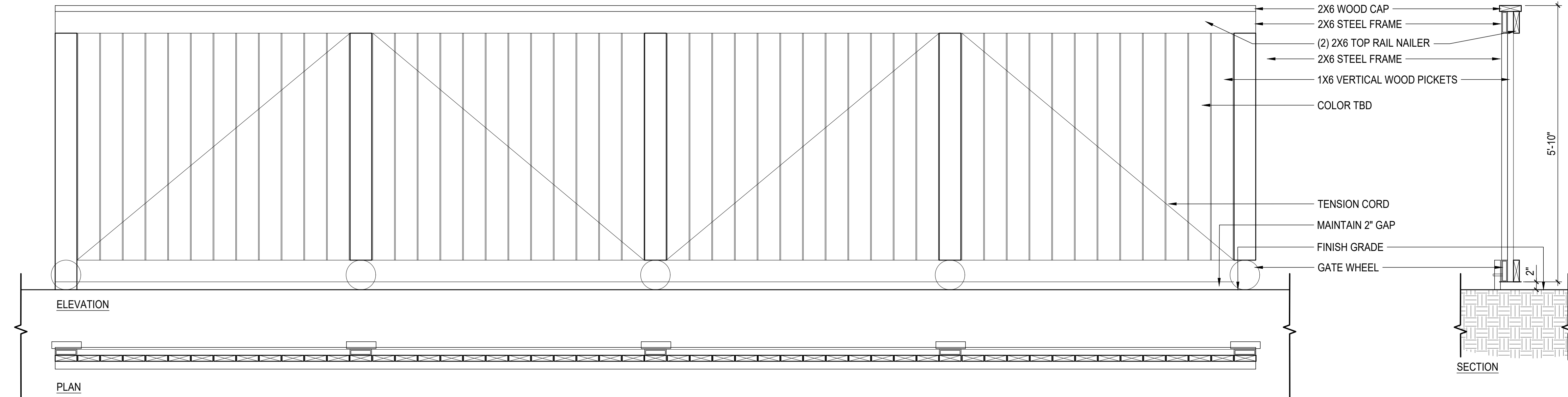
**PHIPPS OCEAN
PARK**
PREPARED FOR
TOWN OF PALM
BEACH

SHEET NUMBER
LH.503

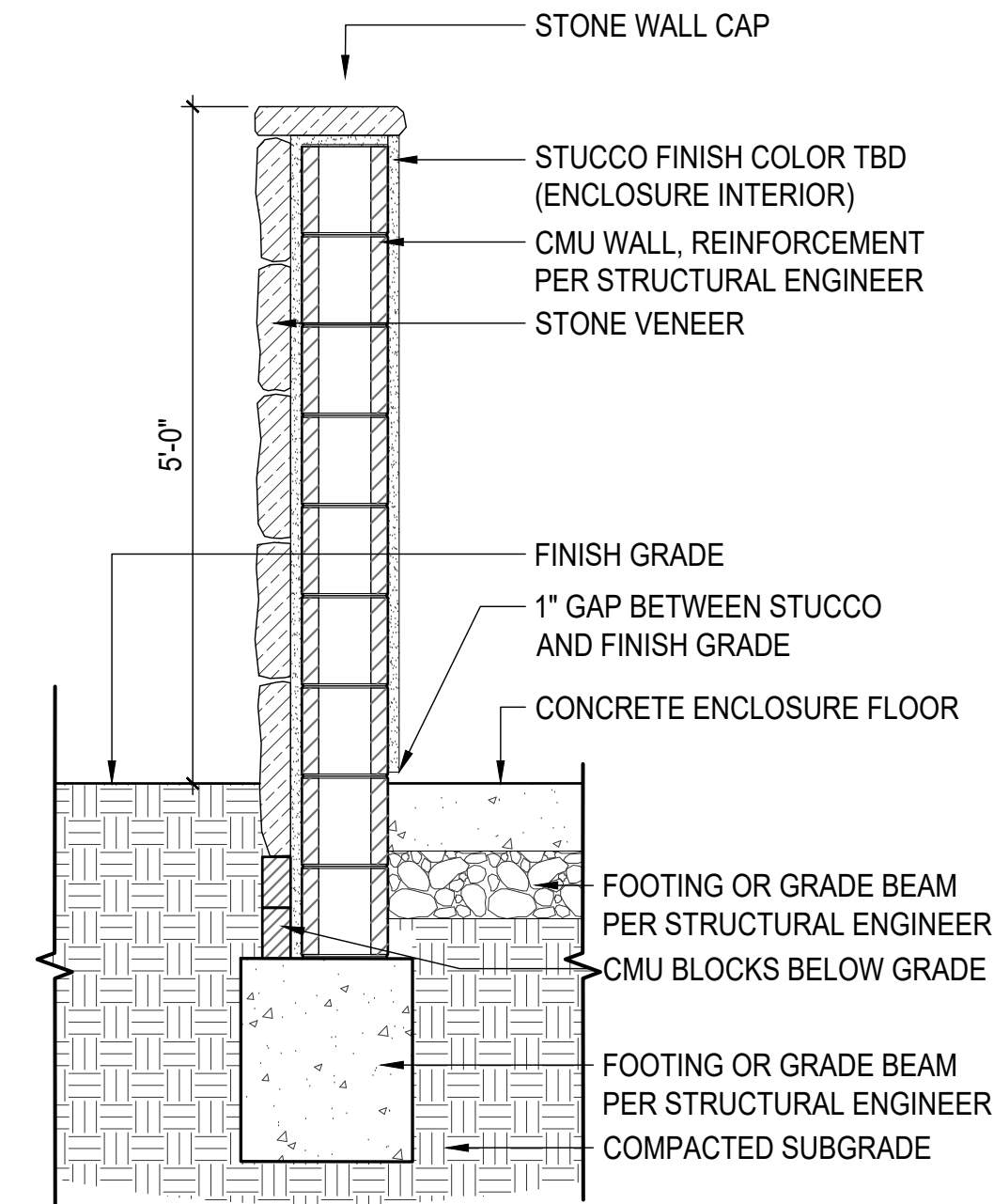
This document, together with the concepts and designs presented herein, is intended only for the specific purpose and client for which it was prepared. Reuse of and improper reliance on this document without written authorization and adaptation by Kimley-Horn and Associates, Inc. shall be without liability to Kimley-Horn and Associates, Inc.



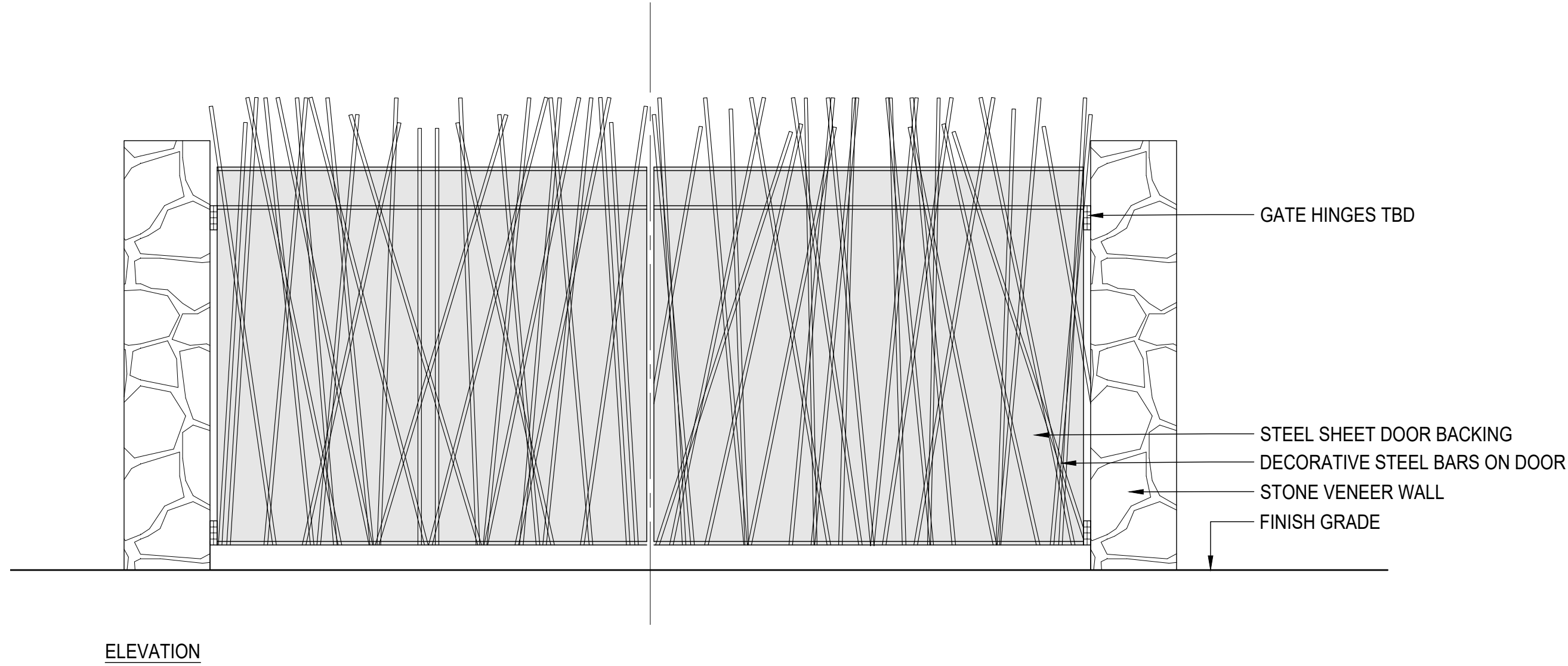
1 GRAVELPAVE REINFORCED GRAVEL
Scale: 1"=1' _XREF



3 PUMP STATION GATE
Scale: 2/32" _XREF



2 DUMPSTER ENCLOSURE
Scale: 2/32" _XREF



CIVIL ENGINEER

Kimley»Horn

1920 WEKIVA WAY, SUITE 200,
WEST PALM BEACH, FL 33411
PHONE: 561-845-0665
FAX: 561-863-8175
WWW.KIMLEY-HORN.COM
REGISTRY NO. 35106

ARCHITECT



FAIRFAX & SAMMONS

FAIRFAX, SAMMONS & PARTNERS, LLC
214 BRAZILIAN AVENUE
PALM BEACH, FL 33480
PHONE: (561) 805-8591

LANDSCAPE ARCHITECT

jungles

RAYMOND JUNGLES, INC.
2964 AVIATION AVENUE
MIAMI, FL 33133
PHONE: (305) 858-6777

COA: 22-037
ZON: 22-107

No. REVISIONS DATE



PROJECT No.

DATE 10/28/2022

SCALE AS SHOWN

DESIGNED BY

DRAWN BY

CHECKED BY

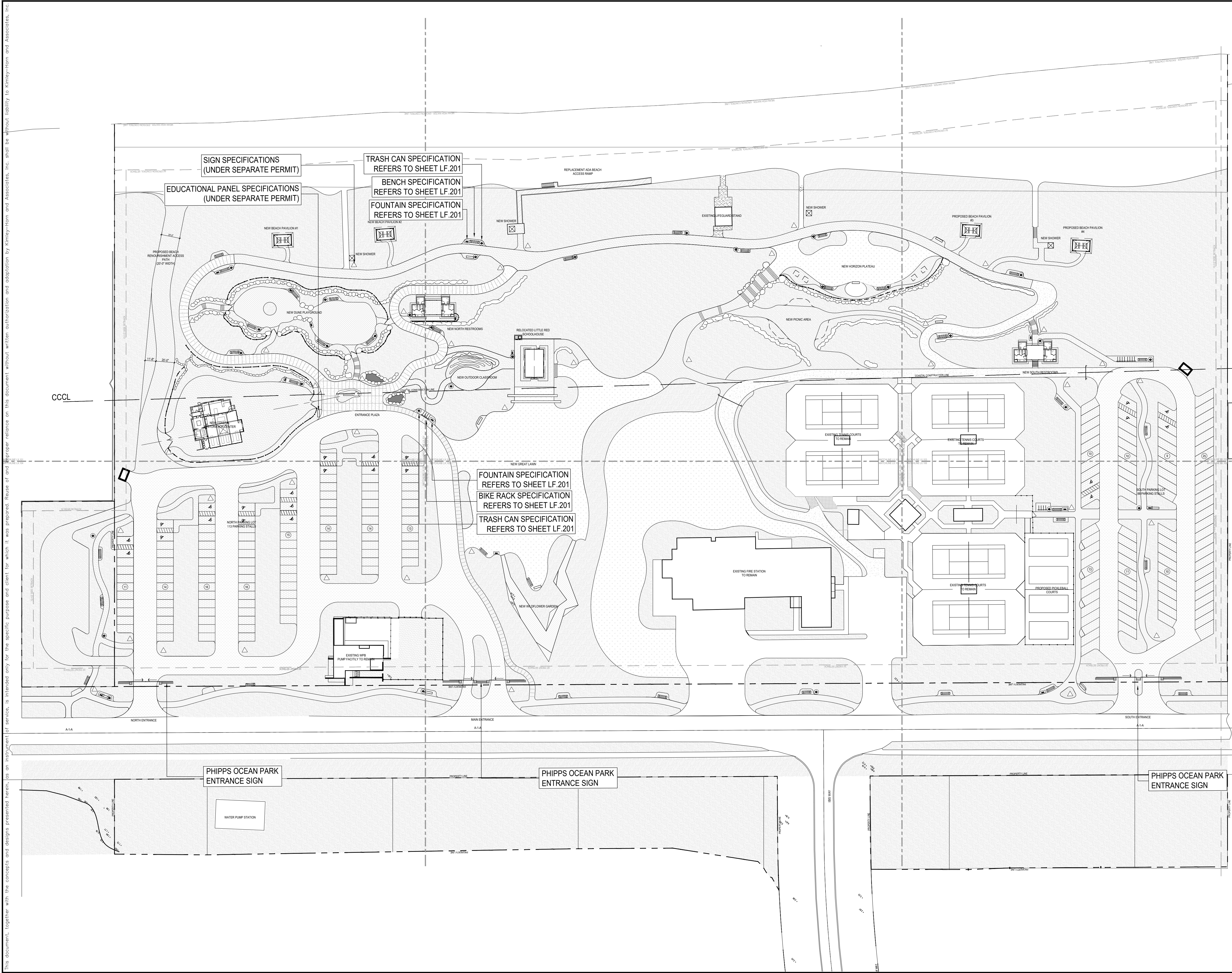
HARDSCAPE DETAILS



PHIPPS OCEAN
PARK
PREPARED FOR
TOWN OF PALM
BEACH

SHEET NUMBER

LH.504



This document, together with the concepts and designs presented herein, is on instrument of service, is intended only for the specific purpose and client for which it was prepared. Reuse of and/or reliance on this document without written authorization and adaptation by Kimley-Horn and Associates, Inc. shall be without liability to Kimley-Horn and Associates, Inc.

LEGEND

PROPERTY LINE

SETBACK

COASTAL CONSTRUCTION CONTROL LINE

 BENCH

 BIKE RACK

 FOUNTAIN

 TRASH CAN

 EDUCATIONAL PANEL (UNDER SEPARATE PERMIT)

 WAYFINDING SIGN (UNDER SEPARATE PERMIT)

0 25 50 100

SCALE: 1:50



CIVIL ENGINEER

Kimley»Horn

1920 WEKIVA WAY, SUITE 200,
WEST PALM BEACH, FL 33411
PHONE: 561-845-0665
FAX: 561-863-8175
WWW.KIMLEY-HORN.COM
REGISTRY NO. 35106

ARCHITECT

**FAIRFAX & SAMMONS**

FAIRFAX, SAMMONS & PARTNERS, LLC
214 BRAZILIAN AVENUE
PALM BEACH, FL 33480
PHONE: (561) 805-8591

LANDSCAPE ARCHITECT

jungles

RAYMOND JUNGLES, INC.
2964 AVIATION AVENUE
MIAMI, FL 33133
PHONE: (305) 858-6777

COA: 22-037
ZON: 22-107

No.	REVISIONS	DATE



PROJECT No. _____
DATE 10/28/2022
SCALE AS SHOWN
DESIGNED BY _____
DRAWN BY _____
CHECKED BY _____

FURNISHINGS PLAN

**PHIPPS OCEAN PARK**
PREPARED FOR
TOWN OF PALM BEACH

SHEET NUMBER
LF.100

This document, together with the concepts and designs presented herein, as an instrument of service, is intended only for the specific purpose and client for which it was prepared. Reuse of and improper reliance on this document without written authorization and adaptation by Kimley-Horn and Associates, Inc. shall be without liability to Kimley-Horn and Associates, Inc.

ABRIL

Product Data Sheet



Freestanding backless Abril is a universal abstract element that punctuates and organizes space and relates well to the land and the horizontal plane of the built landscape. The thin form of the seat slab contrasts with the thickness of the end supports, emphasizing the wide span between.

Bench

- April is constructed as a frame with a minimum seat depth that contrasts with the thickness of its supports, emphasizing the large span between them.
- Its weight allows freestanding installation.
- April benches are backless, and made of Reinforced Cast Stone.
- April is offered in an acid-etched/waterproofed finish, and comes standard in Grey, Black, White, and Sage.

	DEPTH	HEIGHT	LENGTH	PRODUCT WEIGHT
	32"	18"	117"	2,455 lb

Finishes

- Reinforced Cast Stone is cast stone that is poured and cast over an iron rebar cage built to fit within the walls of the mold.
- Reinforced Cast Stone makes it possible to cast thinner, irregularly shaped forms while retaining appropriate strength.
- The colors of Escalier cast stone products are neutral, muted and earth-toned and are derived from the aggregates used in casting.
- No color is added in manufacture and no color is applied to finished products.
- The color range of even Escalier cast stone product is pre-determined by the formulation used in its manufacture.
- Cast stone products do not require any specific maintenance during their estimated lifespan of more than 50 years.
- Water absorption and freeze-thaw cycles can cause weathering, a reproduction of the process that takes place in natural rock.
- Escalier applies a waterproof finish to its products to protect against this process.
- Escalier cast stone products are large and heavy.
- Shipping, moving, staging and installing these pieces is more akin to handling large sculpture or pre-fabricated architectural elements.
- See installation guide for important information.

page 1 of 2

Landscape Forms, Inc. | 800.521.2546 | F 269.381.3455 | 7800 E. Michigan Ave., Kalamazoo, MI 49008

landscape forms®

F-1

USE: BENCH
MATERIAL: Reinforced Cast Stone
FINISH: Standard
COLOR: 4 options
SIZE: 30" x 18" x 117"
PATTERN: N/A
JOINT: N/A
MANUFACTURER: N/A
CONTACT: <https://www.landscapiforms.com/en-US/product/Pages/Abril-Bench.aspx>

- Contractor to provide material samples, product information and specifications submittal for Landscape Architect's approval prior to procurement and installation.
- Landscape Architect and Ownership to approve mock-up before final installation begins.

BICILINEA

Product Data Sheet



Handsome in stainless steel. Curved arms mounted on a recilinear rail provide strong support for multiple bicycles.

Bike Rack

- Bike rack is offered in a 10 ft. or 20 ft. style.
- Capacity:
 - 10 ft. (8 bikes)
 - 20 ft. (16 bikes)
- Bike rack comes in polished stainless steel finish.
- Bike rack must be embedded.

Finishes

- Polished stainless steel finish.

Designed by Santa & Cole

	STYLE	DEPTH	WIDTH	HEIGHT	PRODUCT WEIGHT
	10ft	60"	115"	32"	105 lb.
	20ft	60"	230"	32"	105 lb.

Visit our [landscapiforms.com](https://www.landscapiforms.com) for more information. Specifications are subject to change without notice. Landscape Forms supports the Landscape Architecture Foundation at the Second Century level. ©2016 Landscape Forms, Inc. Made in U.S.A.

Landscape Forms, Inc. | 800.521.2546 | F 269.381.3455 | 7800 E. Michigan Ave., Kalamazoo, MI 49008

page 1 of 1

landscape forms®

F-2

USE: BIKE RACK
MATERIAL: Stainless Steel
FINISH: N/A
COLOR: N/A
SIZE: 60" x 238" x 32"
PATTERN: N/A
JOINT: N/A
MANUFACTURER: N/A
CONTACT: <https://www.landscapiforms.com/en-US/product/Pages/Bicilinea-Bike-Rack.aspx>

- Contractor to provide material samples, product information and specifications submittal for Landscape Architect's approval prior to procurement and installation.
- Landscape Architect and Ownership to approve mock-up before final installation begins.

316 MARINE GRADE STAINLESS STEEL



FREE STANDING SHOWER UNITS

"Club" C90 & C90T



MODEL NUMBER	DESCRIPTION	MSRP
FTA-C90-C	Single Supply Shower Unit - Concealed Shower Head	\$4,680
FTA-C90-CHS	Single Supply Shower Unit - Hand Spray - Concealed Shower Head	\$5,506
FTA-C90T-C-ADA	Single Supply Shower Unit - ADA Metered Push Valve - Concealed Shower Head	\$4,956
FTA-C90-HC	Hot & Cold Shower Unit - Concealed Shower Head	\$5,231
FTA-C90-HCHS	Hot & Cold Shower Unit - Hand Spray - Concealed Shower Head	\$6,057

ADA - Americans with Disabilities Act
C - Cold Water
CHS - Hand Spray
HC - Hot & Cold Water
HCHS - Hand Spray
PCV - Push Valve

PLEASE ALLOW 8-10 WEEKS FOR DELIVERY
PRICES SHOWN ARE FOR MIRROR FINISH
FIVE YEAR WARRANTY ON ALL STAINLESS STEEL PRODUCTS
NOTE: Some accessories are not available in 316 stainless steel.

Quality Stainless Steel Outdoor Showers & Accessories

www.outdoorshowerco.com - info@outdoorshowerco.com

FREE STANDING SHOWER UNITS - CLUB C90 & C90T

13

F-5

USE: SHOWER
MATERIAL: Please refer to info sheet
FINISH: Standard
COLOR: Stainless steel
SIZE: Please refer to diagram below
PATTERN: N/A
JOINT: N/A
MANUFACTURER: N/A
CONTACT: <https://www.outdoorshowerco.com>

- Contractor to provide material samples, product information and specifications submittal for Landscape Architect's approval prior to procurement and installation.
- Landscape Architect and Ownership to approve mock-up before final installation begins.

FGP Collection

Product Data Sheet



FGP Litter Receptacle

- Litter available in single units with the openings on the side.
- The litter is freestanding or surface mount (with base).
- The standard black polyethylene base is prefilled with concrete and then plugged. This allows the unit to be freestanding. There is also a slot in the base to allow for the unit to be surface-mounted.
- Litter has approximately a 17 gallon capacity and is roto-molded polyethylene.
- Litters meet applicable LF1 and BIFMA light duty litter standards.
- FGP Litter ships fully assembled.
- Top and rim are finished with Pangard 189 polyester powdercoat.
- Top lid is hinged to swing upward.

Path Light and Pedestrian Light

- Please refer to product data sheet on the more details page for technical information and specifications.

Finishes

- Exterior woods are unfinished and will weather to a soft pewter gray, requiring no future maintenance.
- Aluminum is a relatively soft, durable, lightweight, ductile and malleable metal with appearance ranging from silvery to dull gray, depending on the surface roughness.
- Metal is finished with Landscape Forms' proprietary Pangard 189 polyester powdercoat, a hard yet visible finish that resists rusting, chipping, peeling and fading.

Designed by Francisco Gomez Paz

[Click here](#) for patent information related to this product.

	Style	Depth	Width	Height	Product Weight
	18w	19"	20"	37"	16w 31 lb. 18w 37 lb.

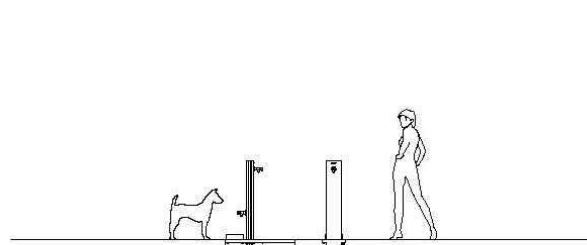
F-3

USE: TRASH CAN
MATERIAL: Please refer to info sheet
FINISH: Standard
COLOR: Silver powdercoated metal
SIZE: 19" x 20" x 37"
PATTERN: N/A
JOINT: N/A
MANUFACTURER: N/A
CONTACT: <https://www.landscapiforms.com/en-US/product/Pages/FGP-Litter.aspx>

- Contractor to provide material samples, product information and specifications submittal for Landscape Architect's approval prior to procurement and installation.
- Landscape Architect and Ownership to approve mock-up before final installation begins.



Fountain composed of an elliptical steel sheet structure and two chrome-plated brass push button taps one with stainless steel bowl for animals, the other with a rectangular tank. The latter is equipped with two drainage pipes with an overflow system and an removable drain for cleaning purposes.



FUENTE DOG	
Designer:	Raffaele Lazzari + Madauli Poni
Dimensions and weight:	295x890x990 mm 29 kg
Materials/Materials:	Powder coated steel or Stainless steel or Corten steel Acero pintado o Acero Inoxido Acero Corten
Fixing/Fijación:	Below ground installation Cimentación

F-4

USE: FOUNTAIN
MATERIAL: Please refer to info sheet
FINISH: Standard
COLOR: Stainless steel
SIZE: 295 X 890 X 990 mm
PATTERN: N/A
JOINT: N/A
MANUFACTURER: N/A
CONTACT: <https://www.metalco.it/prodotto/fuente-dog> /lang=en

- Contractor to provide material samples, product information and specifications submittal for Landscape Architect's approval prior to procurement and installation.
- Landscape Architect and Ownership to approve mock-up before final installation begins.

CIVIL ENGINEER

Kimley»Horn

1920 WEKIVA WAY, SUITE 200,
WEST PALM BEACH, FL 33411
PHONE: 561-845-0665
FAX: 561-863-8175
WWW.KIMLEY-HORN.COM
REGISTRY NO. 35106

ARCHITECT



FAIRFAX & SAMMONS

NEW YORK - PALM BEACH
FAIRFAX, SAMMONS & PARTNERS, LLC
214 BRAZILIAN AVENUE
PALM BEACH, FL 33480
PHONE: (561) 805-8591


LANDSCAPE ARCHITECT

jungles

RAYMOND JUNGLES, INC.
2964 AVIATION AVENUE
MIAMI, FL 33133
PHONE: (305) 858-6777

COA: 22-037
ZON: 22-107

No. REVISIONS DATE



PROJECT No.

DATE 10/28/2022

SCALE AS SHOWN

DESIGNED BY

DRAWN BY

CHECKED BY

FURNITURE
SPECIFICATIONS



PHIPPS OCEAN
PARK
PREPARED FOR
TOWN OF PALM
BEACH

SHEET NUMBER

LF.201