

A red wooden door with a window. The window has a mesh screen that reflects a landscape with trees and a bright light source, possibly the sun. The door is made of vertical wooden planks.

A close-up photograph of the wooden roof structure of a building, likely a barn or shed. The image shows the gable end, with a central vertical post (ridge beam) and several diagonal rafters supporting the roof. The wood is light-colored and appears to be painted or stained. The roof is covered with dark, possibly asphalt, shingles. The sky is visible in the background, and a small portion of a tree is visible in the upper right corner.

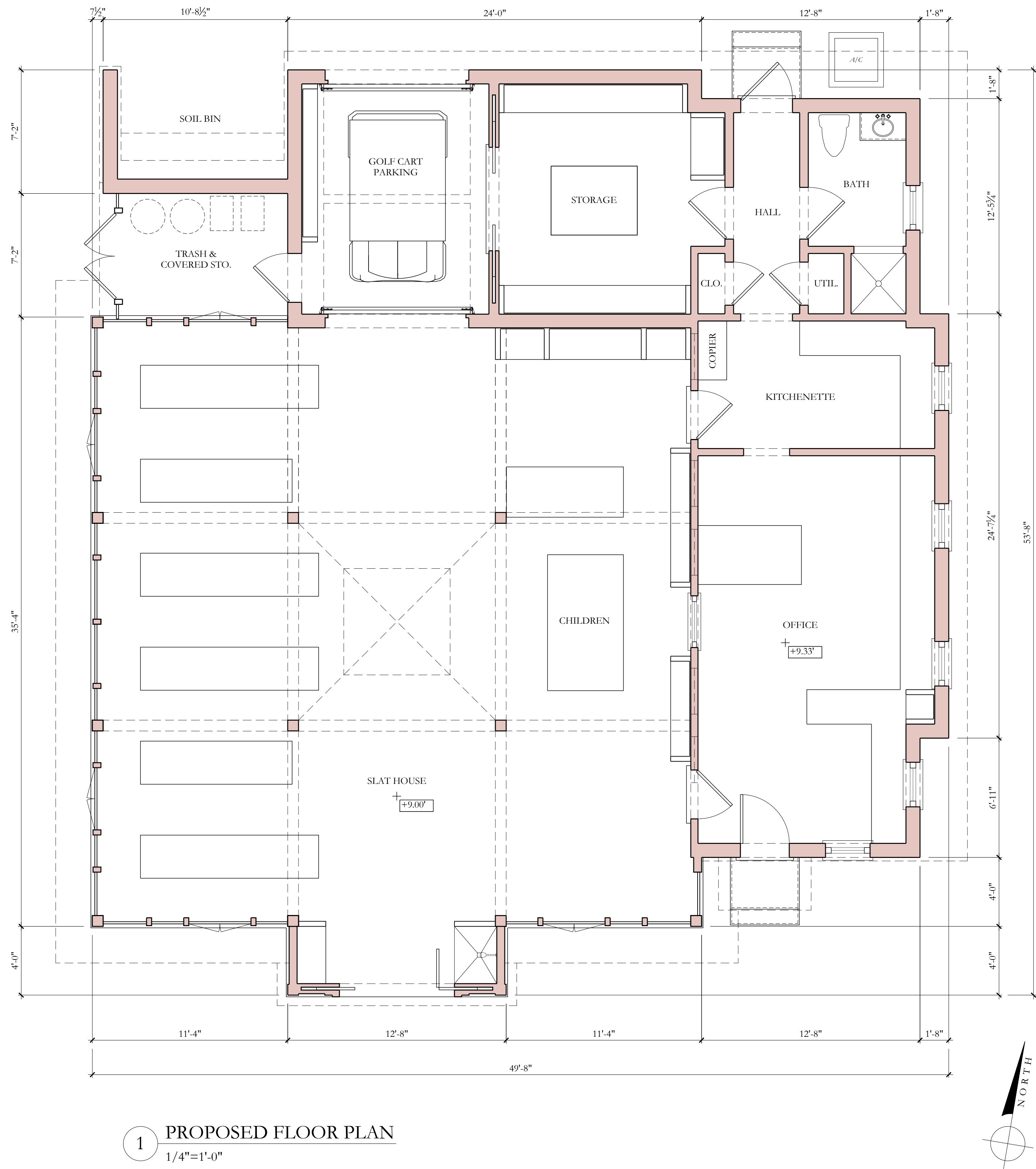
A photograph of the interior of a historic wooden schoolhouse. The room features a high, vaulted ceiling made of exposed wooden beams and planks. Rows of wooden desks are arranged on the floor. In the background, a chalkboard is mounted on the wall, displaying a list of names. An American flag hangs from the ceiling in the center of the room. To the left, a shelf holds various items, and a window is visible. To the right, a wooden cabinet and another window are present. The walls are made of dark wood, and the floor is also wooden.

The image shows the interior of a historic wooden schoolhouse. The room features a steep, vaulted wooden ceiling with exposed rafters and a central wooden beam. The walls are also made of wood, with a large, double-leafed wooden door in the center background. To the left of the door is a tall, narrow window, and to the right is another similar window. On the far right, there is a small wooden shelf with books and other items. The floor is made of wide wooden planks. In the foreground and middle ground, there are several rows of wooden benches and chairs, arranged for seating. A small wooden desk or table is visible on the right side. The overall atmosphere is rustic and historical.

5 LRS KEY PLAN

TOWN OF PALM BEACH FL
SHEET NUMBER
A1.304

This document, together with the concepts and designs presented herein, is intended only for the specific purpose and client for which it was prepared. Reuse of and improper reliance on this document without written authorization and adaptation by Kimley-Horn and Associates, Inc. shall be without liability to Kimley-Horn and Associates, Inc.



NOTE: ELEVATIONS
REFERENCED TO NAVD
SURVEY ELEVATIONS

COASTAL RESTORATION CENTER AREA CALCULATIONS:		
	HVAC	NON-HVAC
SLAT HOUSE INTERIOR		1449 FT ²
OFFICE INTERIOR	802 FT ²	
COVERED STORAGE AREA		148 FT ²
TOTAL AREA:		2,399 FT²

CIVIL ENGINEER

Kimley»Horn

1920 WEKIVA WAY, SUITE 200,
WEST PALM BEACH, FL 33411
PHONE: 561-845-0665
FAX: 561-863-8175
WWW.KIMLEY-HORN.COM
REGISTRY NO. 35106

ARCHITECT



FAIRFAX & SAMMONS

FAIRFAX, SAMMONS & PARTNERS, LLC
214 BRAZILIAN AVENUE
PALM BEACH, FL 33480
PHONE: (561) 805-8591

LANDSCAPE ARCHITECT

jungles

RAYMOND JUNGLES, INC.

2964 AVIATION AVENUE
MIAMI, FL 33133
PHONE: (305) 858-6777

COA: 22-037
ZON: 22-107

No.	REVISIONS	DATE



PROJECT No.

DATE
10/28/2022

SCALE
AS SHOWN

DESIGNED BY

DRAWN BY
CMD, STC

CHECKED BY

C.R.C.
**PROPOSED
FLOOR PLAN**



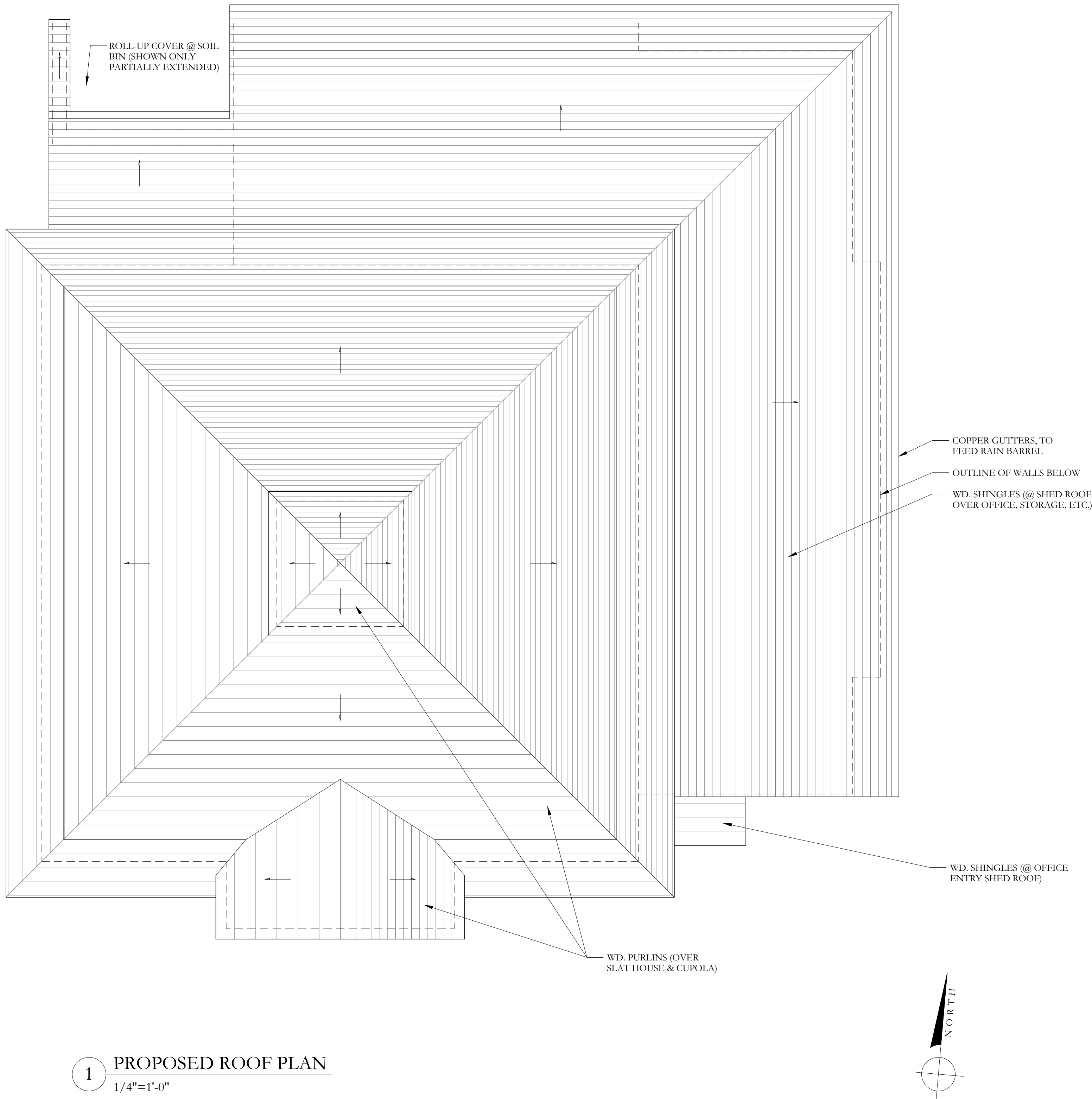
**PHIPPS OCEAN
PARK**
PREPARED FOR
**TOWN OF PALM
BEACH**

TOWN OF PALM BEACH FL

SHEET NUMBER

A2.100

This document, together with the concepts and designs presented herein, as an instrument of service, is intended only for the specific purpose and client for which it was prepared. Reuse of and improper reliance on this document without written authorization and adaptation by Kimley-Horn and Associates, Inc. shall be without liability to Kimley-Horn and Associates, Inc.



NOTE: ELEVATIONS
REFERENCED TO NAVD
SURVEY ELEVATIONS

CIVIL ENGINEER

Kimley»Horn

1920 WEKIVA WAY, SUITE 200,
WEST PALM BEACH, FL 33411
PHONE: 561-845-0665
FAX: 561-863-8175
WWW.KIMLEY-HORN.COM
REGISTRY NO. 35106

ARCHITECT



FAIRFAX & SAMMONS

FAIRFAX, SAMMONS & PARTNERS, LLC
214 BRAZILIAN AVENUE
PALM BEACH, FL 33480
PHONE: (561) 805-8591

LANDSCAPE ARCHITECT

jungles

RAYMOND JUNGLES, INC.

2964 AVIATION AVENUE
MIAMI, FL 33133
PHONE: (305) 858-6777

COA: 22-037
ZON: 22-107

No.	REVISIONS	DATE



PROJECT No.

DATE
10/28/2022

SCALE
AS SHOWN

DESIGNED BY

DRAWN BY
CMD, STC

CHECKED BY

C.R.C.
**PROPOSED
ROOF PLAN**



**PHIPPS OCEAN
PARK**
PREPARED FOR
TOWN OF PALM
BEACH

TOWN OF PALM BEACH FL

SHEET NUMBER

A2.101

This document, together with the concepts and designs presented herein, as an instrument of service, is intended only for the specific purpose and client for which it was prepared. Reuse of and improper reliance on this document without written authorization and adaptation by Kimley-Horn and Associates, Inc. shall be without liability to Kimley-Horn and Associates, Inc.

+35.08' 1ST FLOOR
T.O. ROOF

+21.46' 1ST FLOOR
B.O. TOP ROOF CHORD

+9.33' 1ST FL. (OFFICE)
FIN. FLOOR

+9.00' 1ST FL. (SLAT HO.)
FIN. FLOOR

+7.00' ZERO DATUM/MIN. FLOOD ELEV.
(6' B.F.E. + 1' FREEBOARD)

1-STORY OVERALL BLDG. HEIGHT
13'-7½"

1-STORY BLDG. HEIGHT
14'-5½"

1-STORY BLDG. HEIGHT
12'-5½"

1-STORY BLDG. HEIGHT
12'-1½"

4"

26'-1"

13'-7½"

12'-5½"

12'-1½"

4"



1 PROPOSED SOUTH ELEVATION
1/4"=1'-0"

+35.08' 1ST FLOOR
T.O. ROOF

+21.46' 1ST FLOOR
B.O. TOP ROOF CHORD

+9.33' 1ST FL. (OFFICE)
FIN. FLOOR

+9.00' 1ST FL. (SLAT HO.)
FIN. FLOOR

+7.00' ZERO DATUM/MIN. FLOOD ELEV.
(6' B.F.E. + 1' FREEBOARD)

1-STORY OVERALL BLDG. HEIGHT
13'-7½"

1-STORY BLDG. HEIGHT
14'-5½"

1-STORY BLDG. HEIGHT
12'-5½"

1-STORY BLDG. HEIGHT
12'-7½"

4"

26'-1"

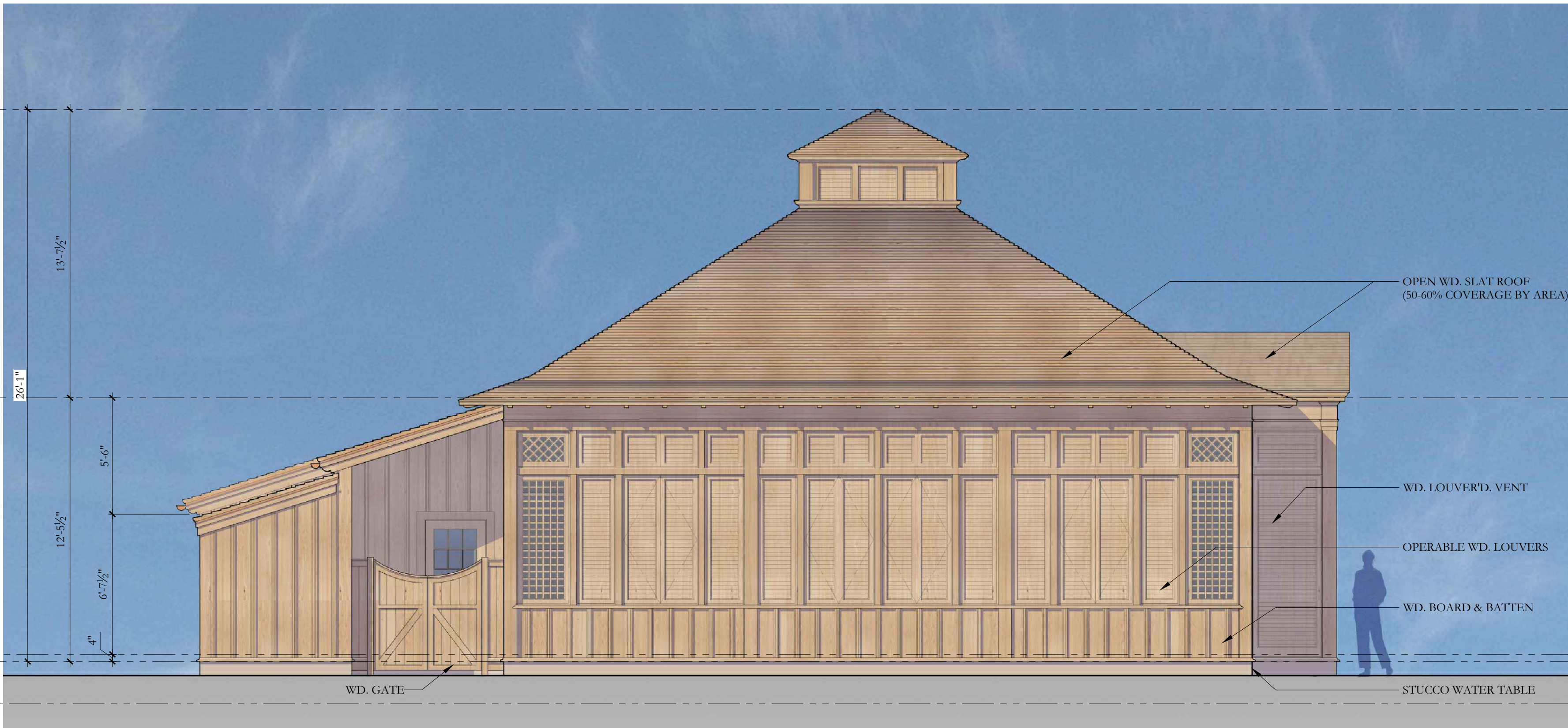
13'-7½"

12'-5½"

5'-6"

6'-7½"

4"



2 PROPOSED WEST ELEVATION
1/4"=1'-0"

NOTE: ELEVATIONS
REFERENCED TO NAVD
SURVEY ELEVATIONS

CIVIL ENGINEER

Kimley»Horn

1920 WEKIVA WAY, SUITE 200,
WEST PALM BEACH, FL 33411
PHONE: 561-845-0665
FAX: 561-863-8175
WWW.KIMLEY-HORN.COM
REGISTRY NO. 35106

ARCHITECT



FAIRFAX & SAMMONS

FAIRFAX, SAMMONS & PARTNERS, LLC
214 BRAZILIAN AVENUE
PALM BEACH, FL 33480
PHONE: (561) 805-8591

LANDSCAPE ARCHITECT

jungles

RAYMOND JUNGLES, INC.
2964 AVIATION AVENUE
MIAMI, FL 33133
PHONE: (305) 858-6777

COA: 22-037
ZON: 22-107

No.	REVISIONS	DATE



PROJECT No.

DATE
10/28/2022

SCALE
AS SHOWN

DESIGNED BY

DRAWN BY
CMD, STC

CHECKED BY

C.R.C.
**PROPOSED
ELEVATIONS**



**PHIPPS OCEAN
PARK**
PREPARED FOR
TOWN OF PALM
BEACH

TOWN OF PALM BEACH FL

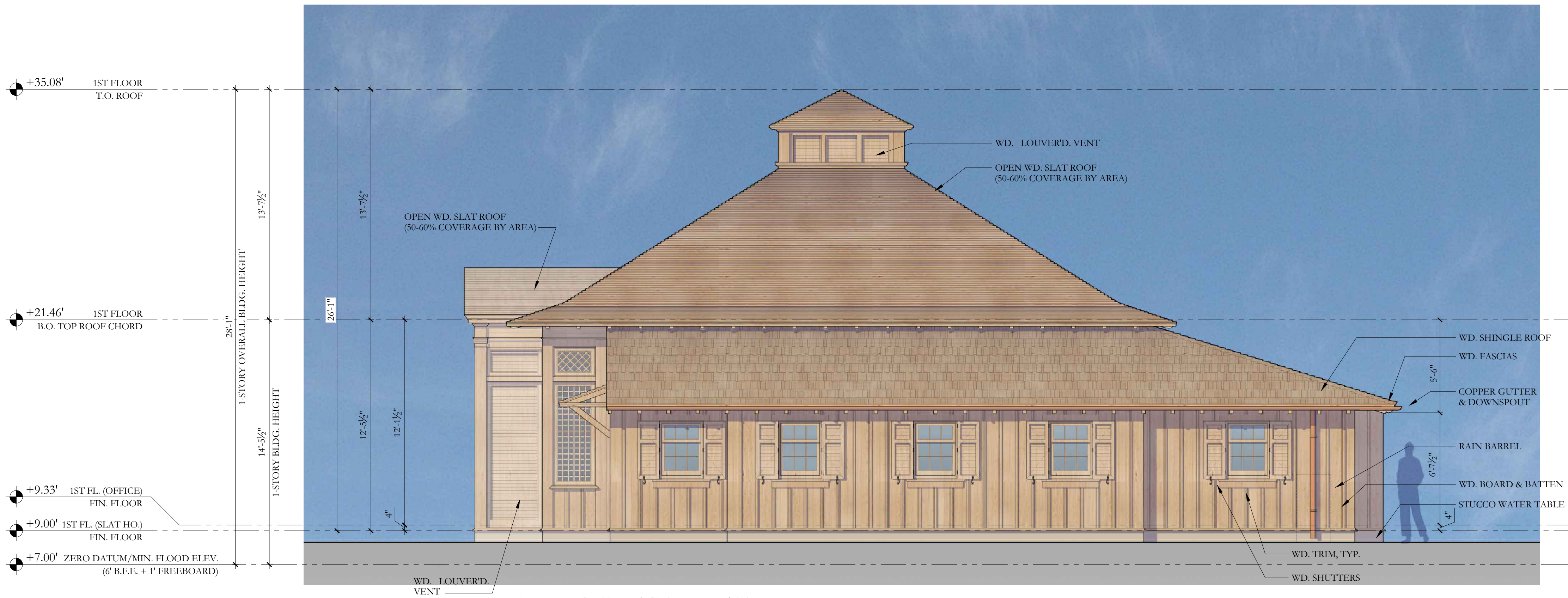
SHEET NUMBER

A2.110

This document, together with the concepts and designs presented herein, as an instrument of service, is intended only for the specific purpose and client for which it was prepared. Reuse of and improper reliance on this document without written authorization and adaptation by Kimley-Horn and Associates, Inc. shall be without liability to Kimley-Horn and Associates, Inc.



1 PROPOSED NORTH ELEVATION
1/4"=1'-0"



2 PROPOSED EAST ELEVATION
1/4"=1'-0"

NOTE: ELEVATIONS
REFERENCED TO NAVD
SURVEY ELEVATIONS

CIVIL ENGINEER

Kimley»Horn

1920 WEKIVA WAY, SUITE 200,
WEST PALM BEACH, FL 33411
PHONE: 561-845-0665
FAX: 561-863-8175
WWW.KIMLEY-HORN.COM
REGISTRY NO. 35106

ARCHITECT



FAIRFAX & SAMMONS

FAIRFAX, SAMMONS & PARTNERS, LLC
214 BRAZILIAN AVENUE
PALM BEACH, FL 33480
PHONE: (561) 805-8591

LANDSCAPE ARCHITECT

jungles

RAYMOND JUNGLES, INC.
2964 AVIATION AVENUE
MIAMI, FL 33133
PHONE: (305) 858-6777

COA: 22-037
ZON: 22-107

No.	REVISIONS	DATE



PROJECT No.

DATE 10/28/2022

SCALE AS SHOWN

DESIGNED BY

DRAWN BY CMD, STC

CHECKED BY

C.R.C.
**PROPOSED
ELEVATIONS**



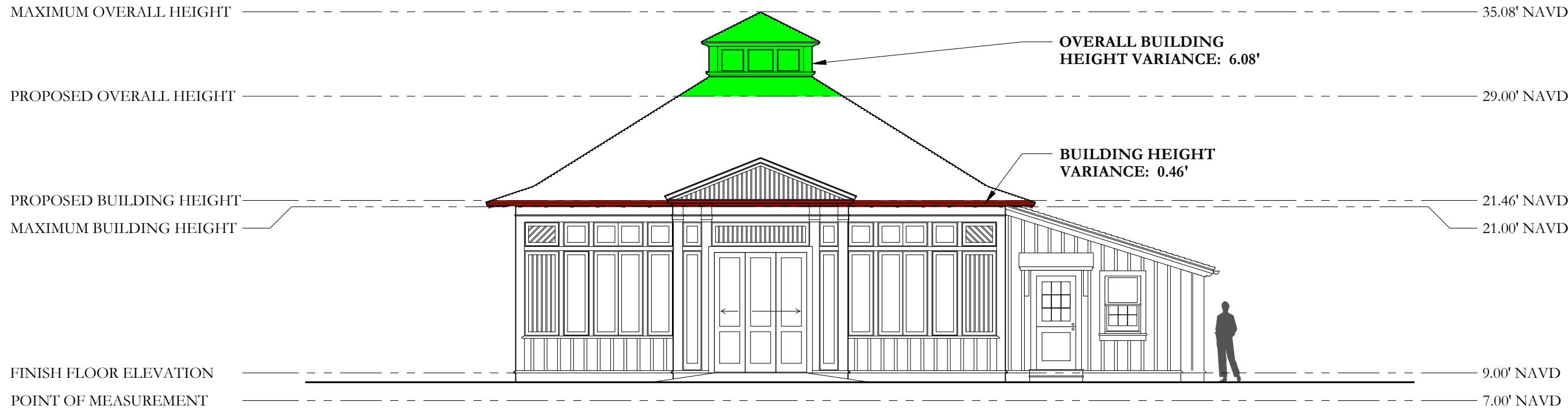
**PHIPPS OCEAN
PARK**
PREPARED FOR
TOWN OF PALM
BEACH

TOWN OF PALM BEACH FL

SHEET NUMBER

A2.111

This document, together with the concepts and designs presented herein, as an instrument of service, is intended only for the specific purpose and client for which it was prepared. Reuse of and improper reliance on this document without written authorization and adaptation by Kimley-Horn and Associates, Inc. shall be without liability to Kimley-Horn and Associates, Inc.



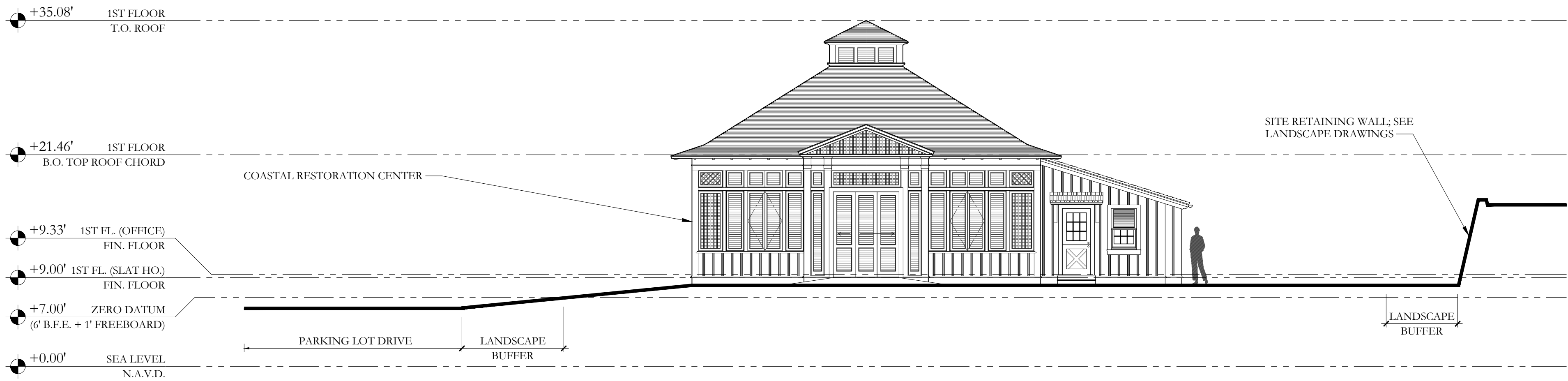
VARIANCE 9: SEC. 134-893(b)(10)a.: A VARIANCE TO EXCEED THE MAXIMUM ALLOWABLE HEIGHT FOR A ONE STORY STRUCTURE BY 0.46 FT IN LIEU OF THE 14 FT MAXIMUM BUILDING HEIGHT ALLOWED...

- AND -

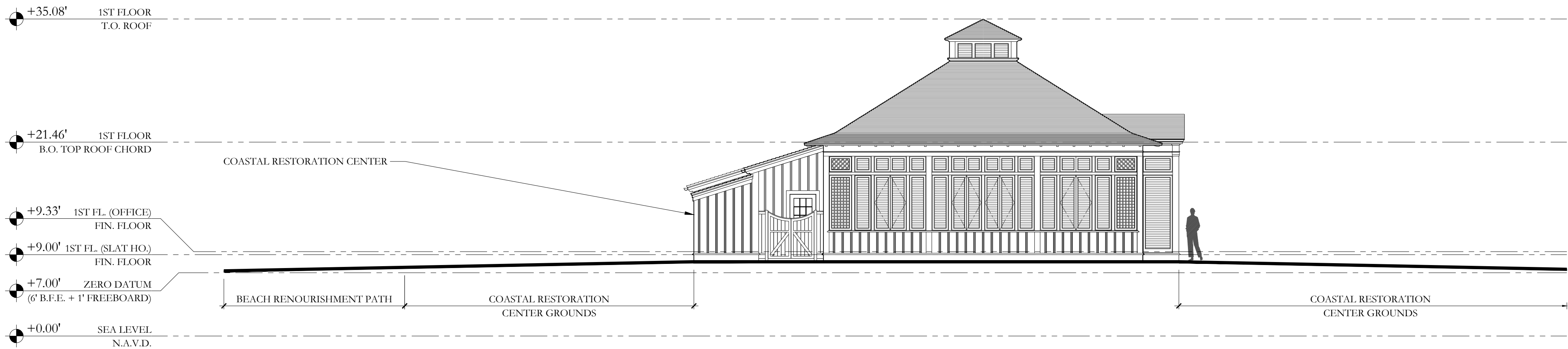
SEC. 134-893(b)(10)c.: ...TO EXCEED THE MAXIMUM ALLOWABLE OVERALL HEIGHT FOR A ONE STORY STRUCTURE BY 6.1 FT IN LIEU OF THE 22 FT MAXIMUM BUILDING HEIGHT ALLOWED.

NOTE: ELEVATIONS
REFERENCED TO NAVD
SURVEY ELEVATIONS

1 BUILDING HEIGHT & OVERALL BUILDING HEIGHT VARIANCES DIAGRAM
1/8"=1'-0"



2 PROPOSED SITE SECTION, FACING NORTH
1/8"=1'-0"



3 PROPOSED SITE SECTION, FACING EAST
1/8"=1'-0"

CIVIL ENGINEER

Kimley»Horn

1920 WEKIVA WAY, SUITE 200,
WEST PALM BEACH, FL 33411
PHONE: 561-845-0665
FAX: 561-863-8175
WWW.KIMLEY-HORN.COM
REGISTRY NO. 35106

ARCHITECT



FAIRFAX & SAMMONS

NEW YORK - PALM BEACH
FAIRFAX, SAMMONS & PARTNERS, LLC
214 BRAZILIAN AVENUE
PALM BEACH, FL 33480
PHONE: (561) 805-8591

LANDSCAPE ARCHITECT

jungles

RAYMOND JUNGLES, INC.

2964 AVIATION AVENUE
MIAMI, FL 33133
PHONE: (305) 858-6777

COA: 22-037
ZON: 22-107

No.	REVISIONS	DATE



PROJECT No.

DATE 10/28/2022

SCALE AS SHOWN

DESIGNED BY

DRAWN BY CMD, STC

CHECKED BY

C.R.C.
**DIAGRAM &
SITE SECTS.**



**PHIPPS OCEAN
PARK**
PREPARED FOR
TOWN OF PALM
BEACH

TOWN OF PALM BEACH FL

SHEET NUMBER

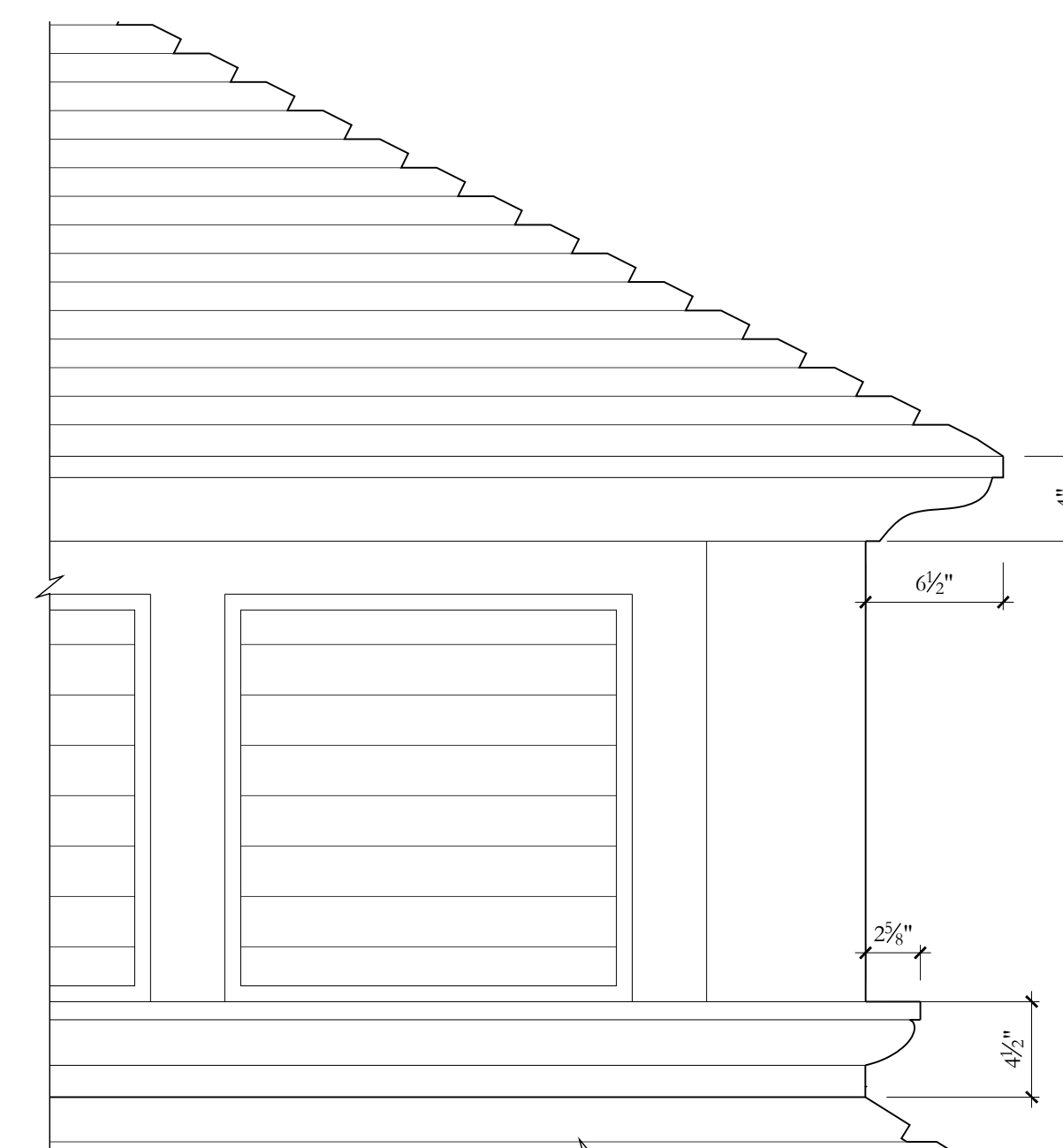
A2.120

[illegible]

Technical drawing of a roof section showing structural details and dimensions. The drawing includes a cross-section of the roof structure, including the roof deck, insulation, and structural members. Key dimensions and details are labeled:

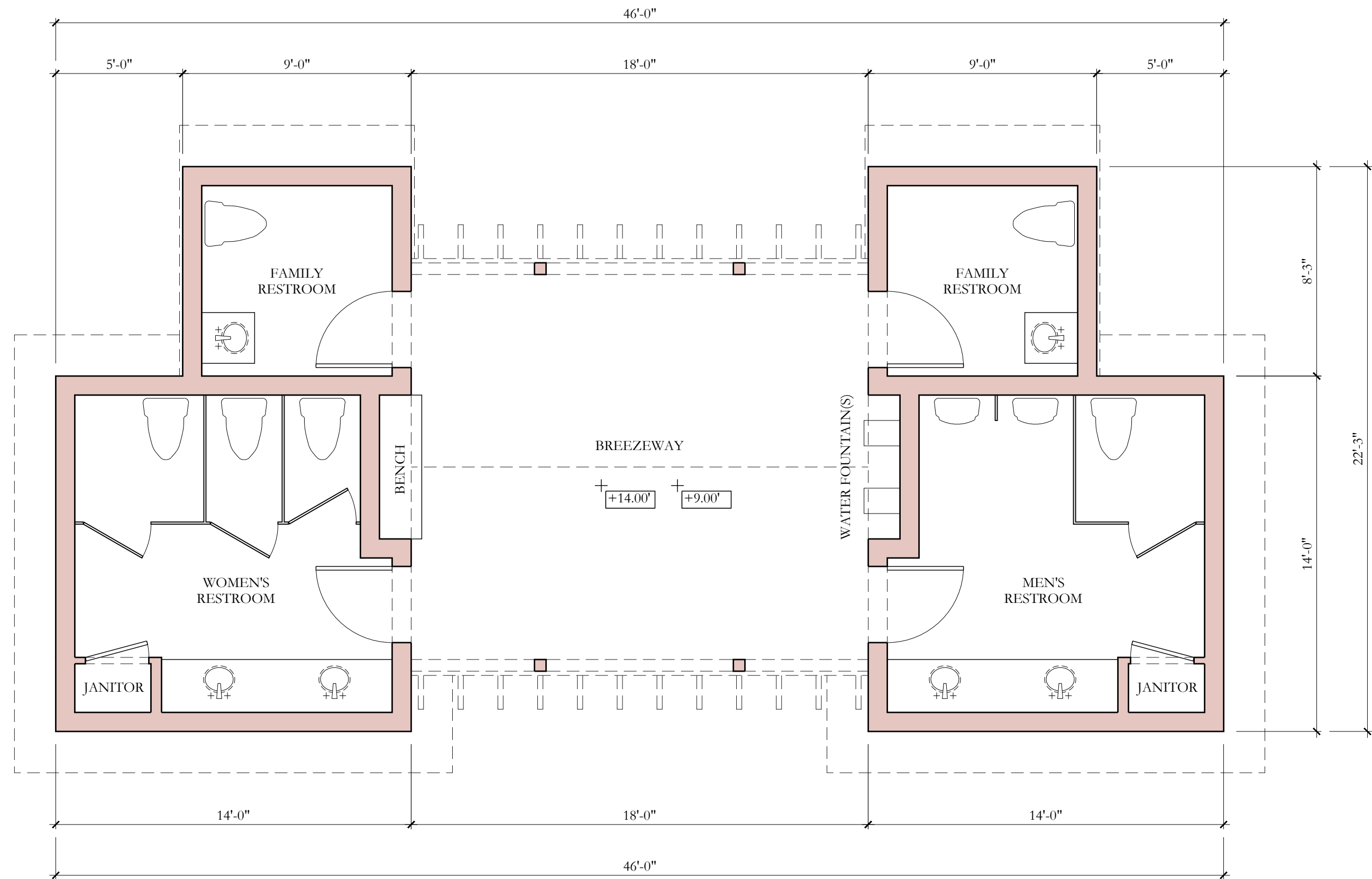
- Roof slope: 12/12 (indicated by a triangle with a vertical side of 12 and a horizontal side of 12).
- Roof deck thickness: $2\frac{1}{2}"$.
- Insulation thickness: $8\frac{1}{2}"$.
- Structural member width: $7"$.
- Structural member depth: $4\frac{1}{4}"$.
- Structural member depth: $2\frac{3}{4}"$.
- Structural member depth: $1\frac{3}{8}"$.
- Structural member depth: $10"$.
- Structural member depth: $6\frac{1}{4}"$.
- Structural member depth: $3\frac{1}{4}"$.
- Structural member depth: $8\frac{1}{4}"$.
- Structural member depth: $2\frac{1}{4}"$.
- Structural member depth: $1\frac{1}{4}"$.

1 SECTION DETAIL OF SLAT HOUSE
1 1/2"=1'-0"

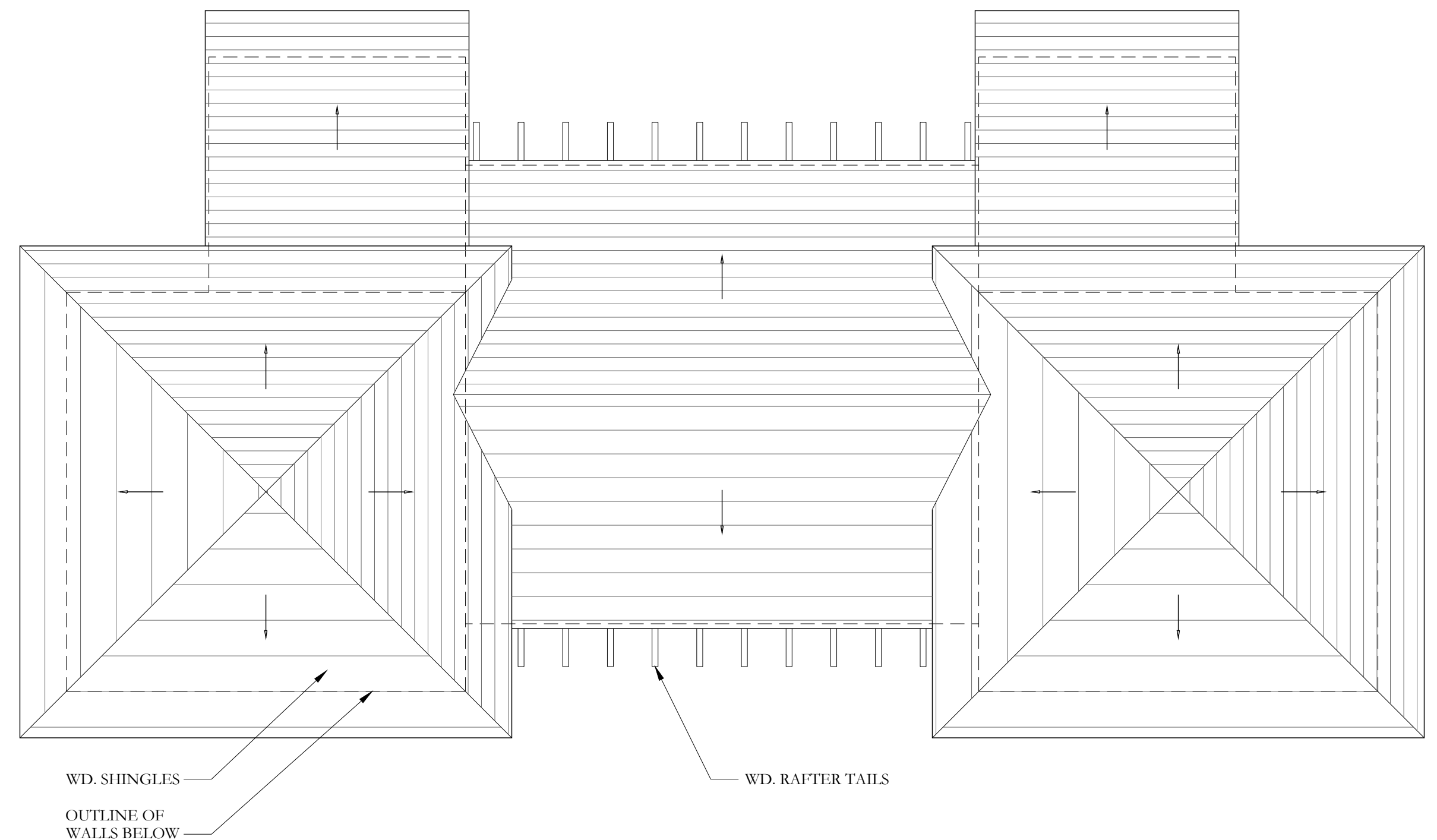


SHEET NUMBER
A2.210

This document, together with the concepts and designs presented herein, as an instrument of service, is intended only for the specific purpose and client for which it was prepared. Reuse of and improper reliance on this document without written authorization and adoption by Kimley-Horn and Associates, Inc. shall be without liability to Kimley-Horn and Associates, Inc.



1 PROPOSED FLOOR PLAN
1/4"=1'-0"



2 PROPOSED ROOF PLAN
1/4"=1'-0"



RESTROOM BUILDING AREA CALCULATIONS:	HVAC	NON-HVAC
RESTROOM INTERIORS		527 FT ²
COVERED BREEZEWAY		304 FT ²
TOTAL AREA:		831 FT²

NOTE: ELEVATIONS
REFERENCED TO NAVD
SURVEY ELEVATIONS

CIVIL ENGINEER

Kimley»Horn

1920 WEKIVA WAY, SUITE 200,
WEST PALM BEACH, FL 33411
PHONE: 561-845-0665
FAX: 561-863-8175
WWW.KIMLEY-HORN.COM
REGISTRY NO. 35106

ARCHITECT



FAIRFAX & SAMMONS

FAIRFAX, SAMMONS & PARTNERS, LLC
214 BRAZILIAN AVENUE
PALM BEACH, FL 33480
PHONE: (561) 805-8591

LANDSCAPE ARCHITECT

jungles

RAYMOND JUNGLES, INC.

2964 AVIATION AVENUE
MIAMI, FL 33133
PHONE: (305) 858-6777

COA: 22-037
ZON: 22-107

No. REVISIONS DATE



PROJECT No.

DATE 10/28/2022

SCALE AS SHOWN

DESIGNED BY

DRAWN BY STC

CHECKED BY

**RESTROOMS
PROPOSED
PLANS**



**PHIPPS OCEAN
PARK**
PREPARED FOR
TOWN OF PALM
BEACH

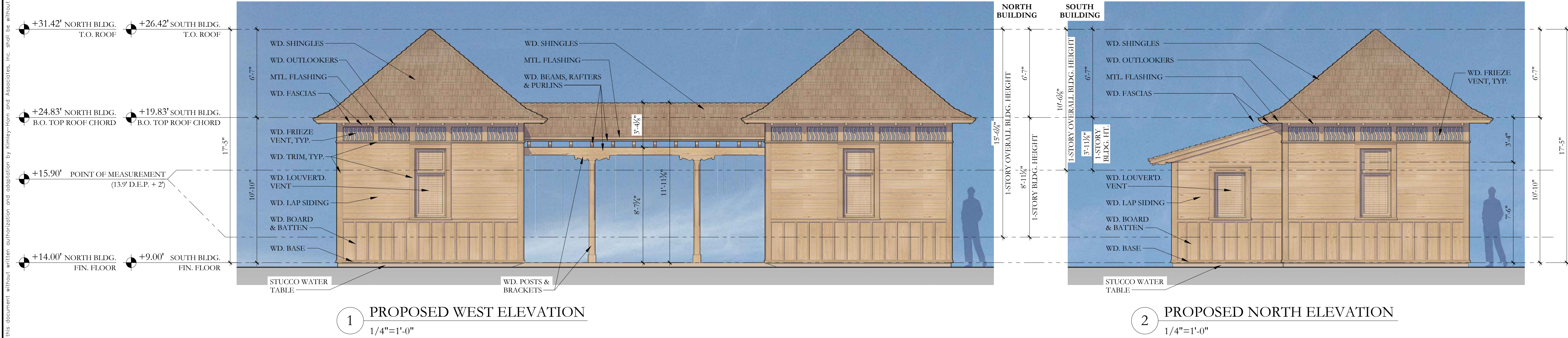
TOWN OF PALM BEACH FL

SHEET NUMBER

A3.100

This document, together with the concepts and designs presented herein, as an instrument of service, is intended only for the specific purpose and client for which it was prepared. Reuse of and improper reliance on this document without written authorization and adoption by Kimley-Horn and Associates, Inc. shall be without liability to Kimley-Horn and Associates, Inc.

NOTE: ELEVATIONS
REFERENCED TO NAVD
SURVEY ELEVATIONS



CIVIL ENGINEER

Kimley»Horn

1920 WEKIVA WAY, SUITE 200,
WEST PALM BEACH, FL 33411
PHONE: 561-845-0665
FAX: 561-863-8175
WWW.KIMLEY-HORN.COM
REGISTRY NO. 35106

ARCHITECT



FAIRFAX & SAMMONS

FAIRFAX, SAMMONS & PARTNERS, LLC
214 BRAZILIAN AVENUE
PALM BEACH, FL 33480
PHONE: (561) 805-8591

LANDSCAPE ARCHITECT

jungles

RAYMOND JUNGLES, INC.
2964 AVIATION AVENUE
MIAMI, FL 33133
PHONE: (305) 858-6777

COA: 22-037
ZON: 22-107

No.	REVISIONS	DATE



PROJECT No.

DATE 10/28/2022

SCALE AS SHOWN

DESIGNED BY

DRAWN BY STC

CHECKED BY

**RESTROOMS
PROPOSED
ELEVATIONS**



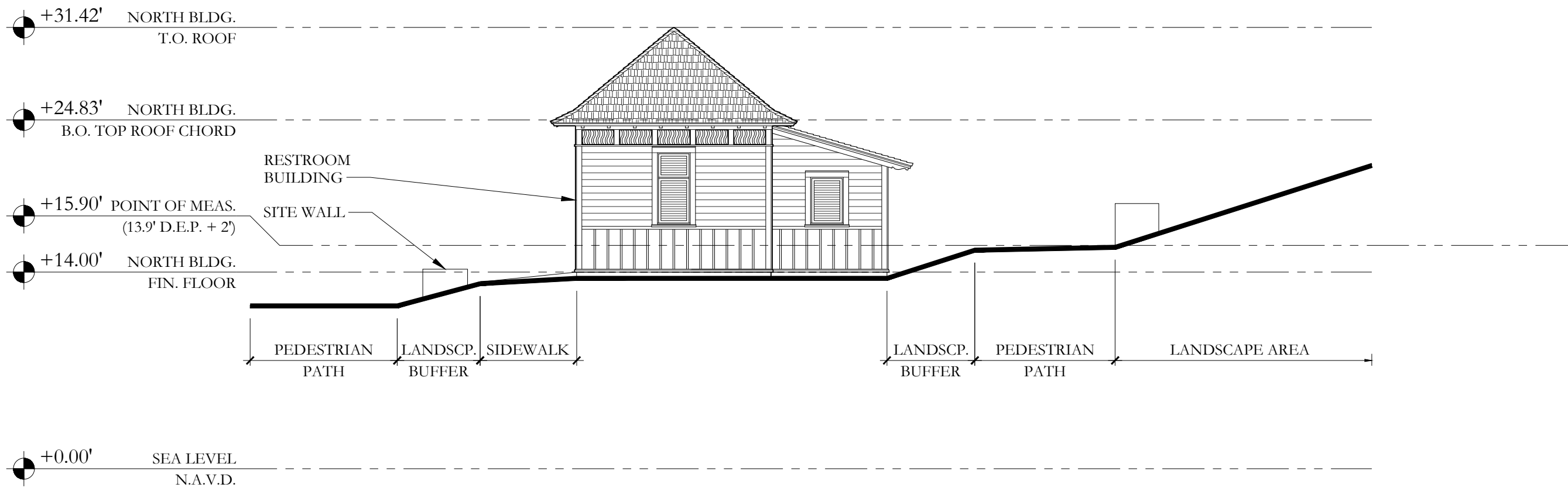
**PHIPPS OCEAN
PARK**
PREPARED FOR
TOWN OF PALM
BEACH

TOWN OF PALM BEACH FL

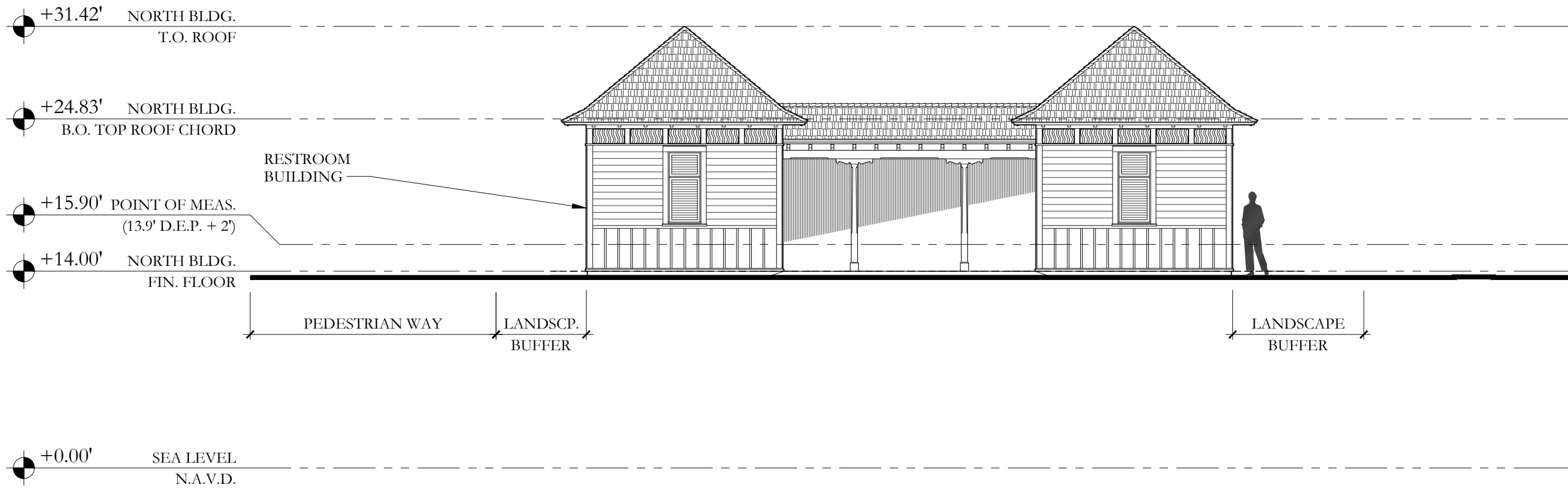
SHEET NUMBER

A3.110

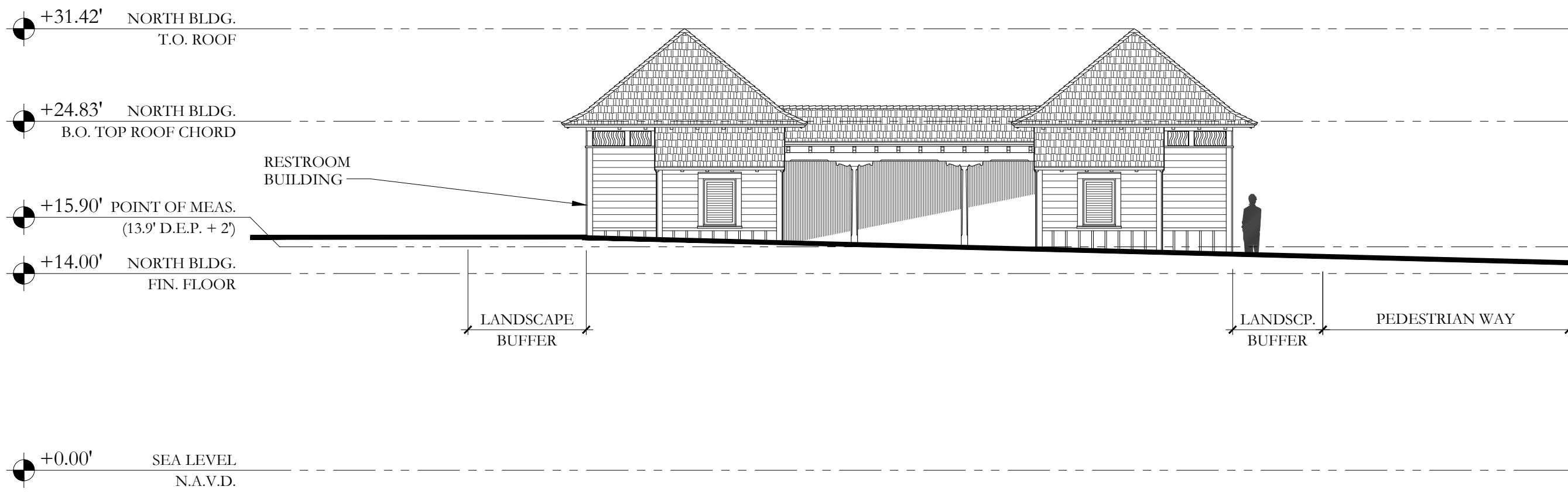
This document, together with the concepts and designs presented herein, as an instrument of service, is intended only for the specific purpose and client for which it was prepared. Reuse of and improper reliance on this document without written authorization and adaptation by Kimley-Horn and Associates, Inc. shall be without liability to Kimley-Horn and Associates, Inc.



1 PROPOSED SITE SECTION @ NORTH RESTROOM, FACING NORTH
1/8"=1'-0"

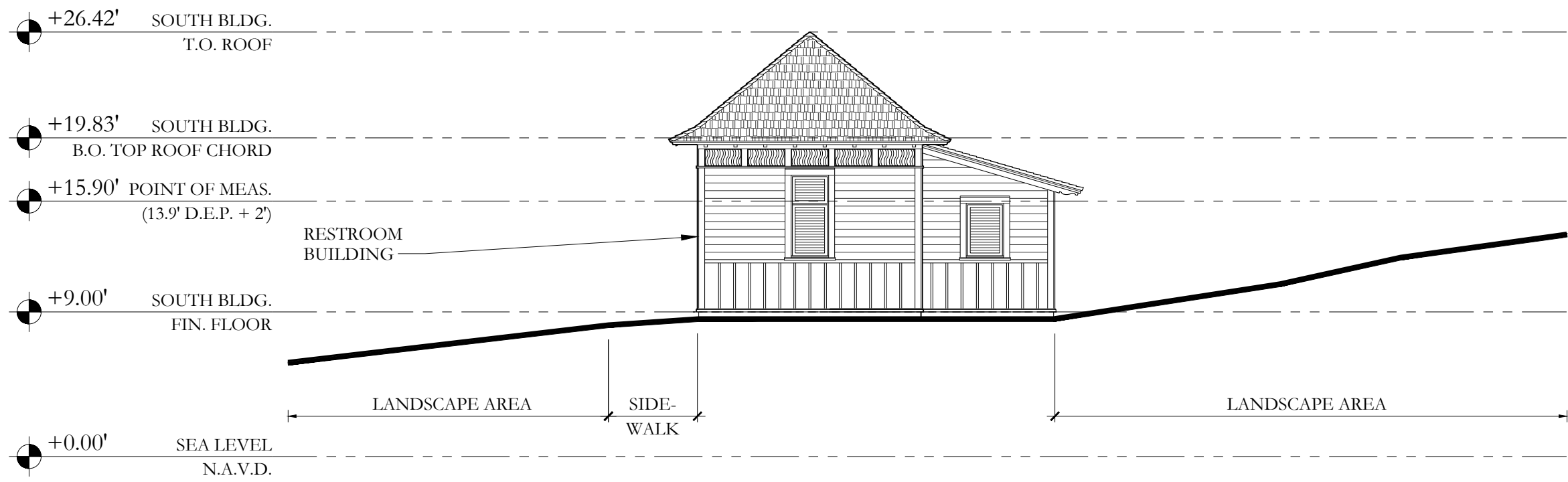


2 PROPOSED SITE SECTION @ NORTH RESTROOM, FACING EAST
1/8"=1'-0"

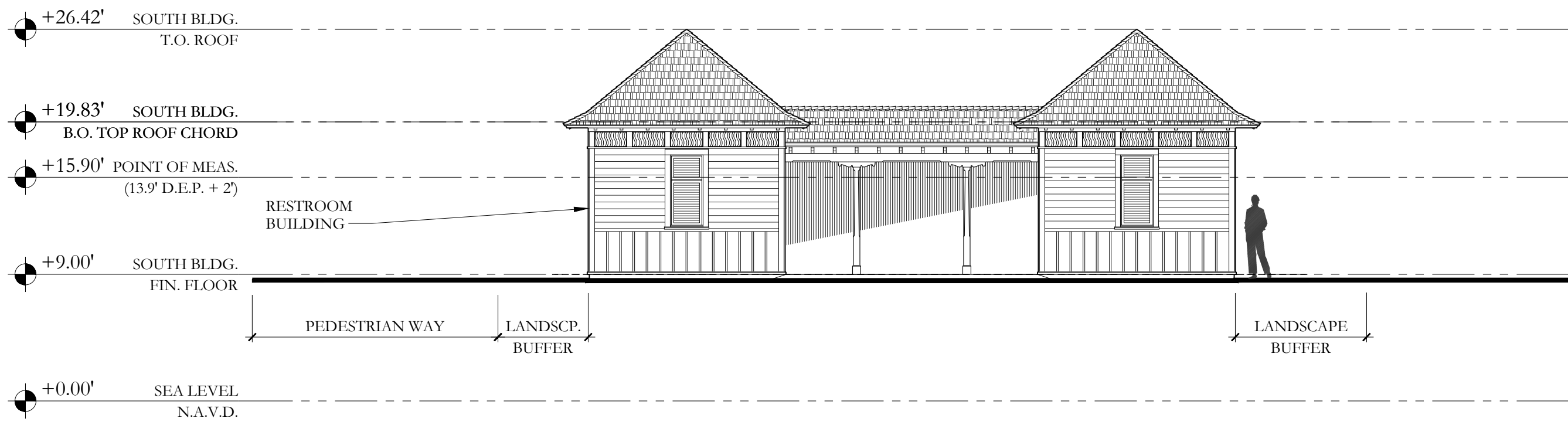


3 PROPOSED SITE SECTION @ NORTH RESTROOM, FACING WEST
1/8"=1'-0"

NOTE: ELEVATIONS
REFERENCED TO NAVD
SURVEY ELEVATIONS



4 PROPOSED SITE SECTION @ SOUTH RESTROOM, FACING NORTH
1/8"=1'-0"



5 PROPOSED SITE SECTION @ SOUTH RESTROOM, FACING EAST
1/8"=1'-0"

CIVIL ENGINEER

Kimley»Horn

1920 WEKIVA WAY, SUITE 200,
WEST PALM BEACH, FL 33411
PHONE: 561-845-0665
FAX: 561-863-8175
WWW.KIMLEY-HORN.COM
REGISTRY NO. 35106

ARCHITECT



FAIRFAX & SAMMONS

FAIRFAX, SAMMONS & PARTNERS, LLC
214 BRAZILIAN AVENUE
PALM BEACH, FL 33480
PHONE: (561) 805-8591

LANDSCAPE ARCHITECT

jungles

RAYMOND JUNGLES, INC.

2964 AVIATION AVENUE
MIAMI, FL 33133
PHONE: (305) 858-6777

COA: 22-037
ZON: 22-107

No.	REVISIONS	DATE
-----	-----------	------



PROJECT No.

DATE 10/28/2022

SCALE AS SHOWN

DESIGNED BY

DRAWN BY

CHECKED BY

RESTROOMS
PROP. SITE
SECTIONS



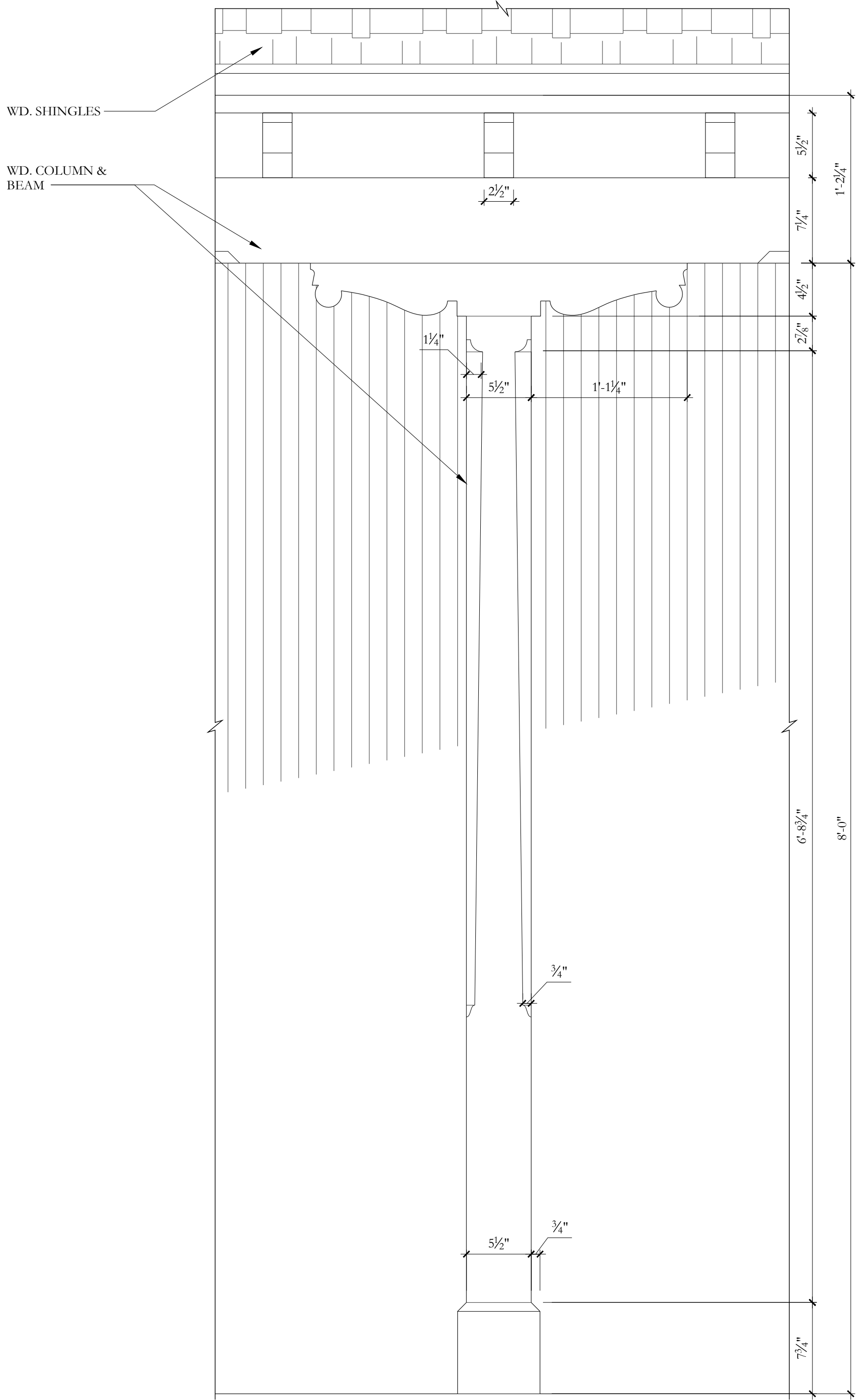
PHIPPS OCEAN
PARK
PREPARED FOR
TOWN OF PALM
BEACH

TOWN OF PALM BEACH FL

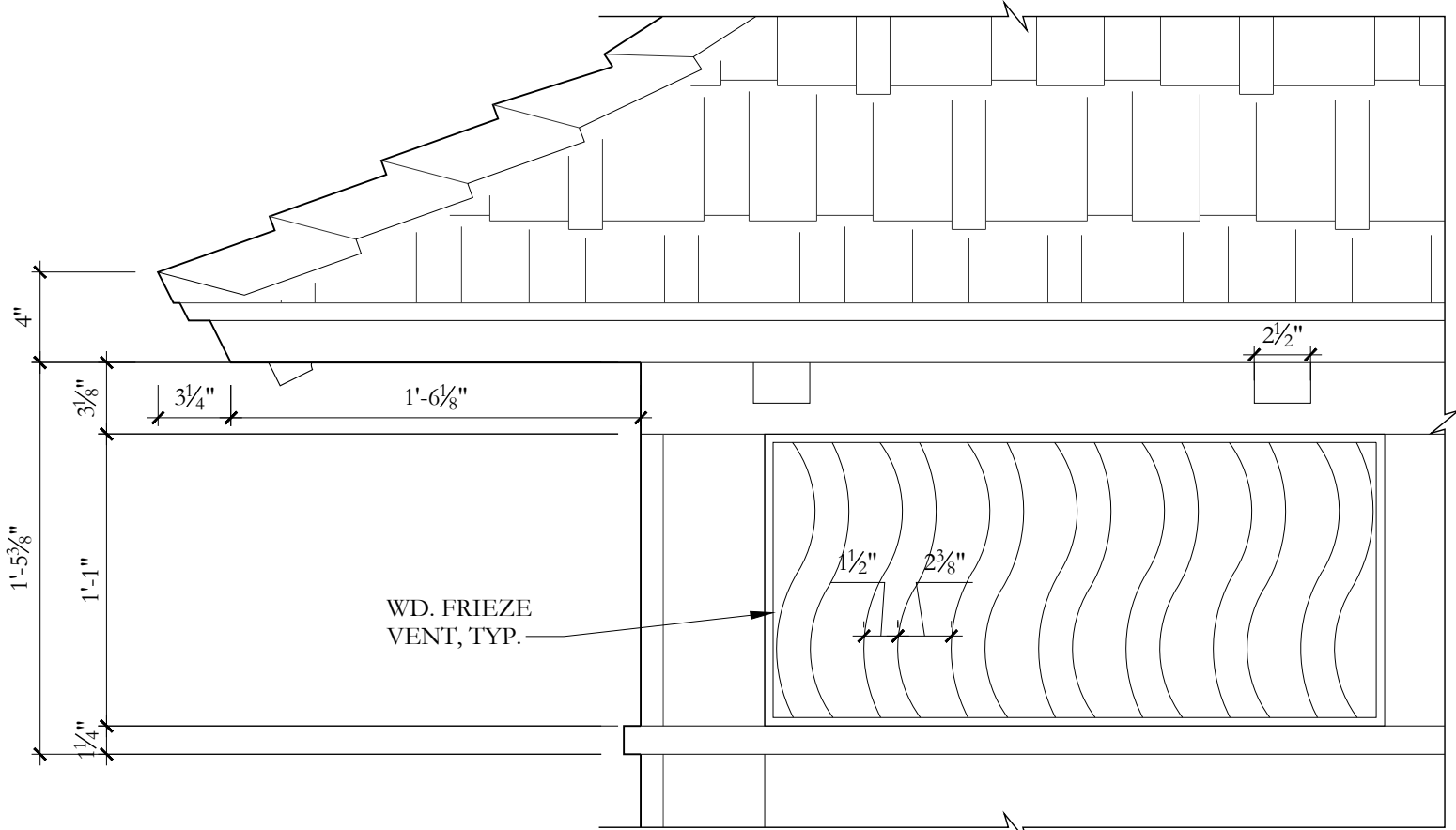
SHEET NUMBER

A3.120

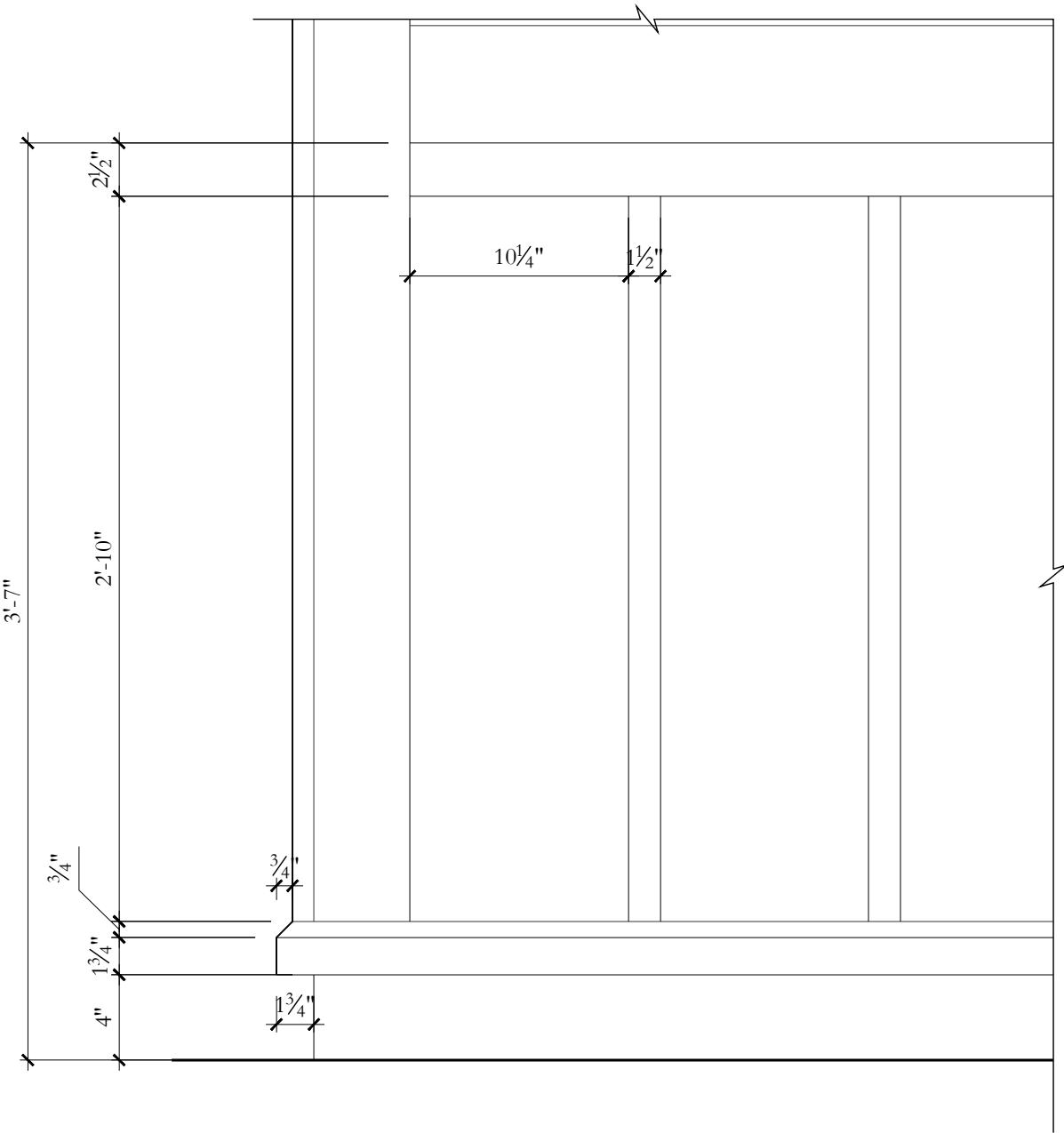
This document, together with the concepts and designs presented herein, as an instrument of service, is intended only for the specific purpose and client for which it was prepared. Reuse of and improper reliance on this document without written authorization and adoption by Kimley-Horn and Associates, Inc. shall be without liability to Kimley-Horn and Associates, Inc.



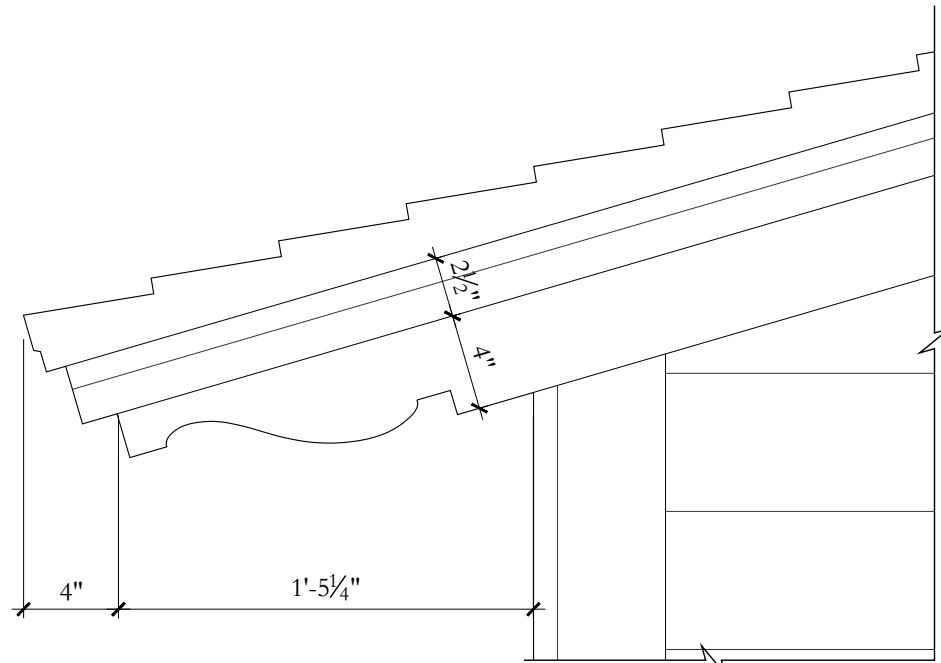
1 COLUMN DETAIL
1 1/2"=1'-0"




2 EAVE DETAIL
1 1/2"=1'-0"



3 BUILDING BASE DETAIL
1 1/2"=1'-0"



4 EAVE DETAIL
1 1/2"=1'-0"



5 VENT OPENING DETAIL
1 1/2"=1'-0"

NOTE: ELEVATIONS
REFERENCED TO NAVD
SURVEY ELEVATIONS

CIVIL ENGINEER

Kimley»Horn

1920 WEKIVA WAY, SUITE 200,
WEST PALM BEACH, FL 33411
PHONE: 561-845-0665
FAX: 561-863-8175
WWW.KIMLEY-HORN.COM
REGISTRY NO. 35106

ARCHITECT



FAIRFAX & SAMMONS

FAIRFAX, SAMMONS & PARTNERS, LLC
214 BRAZILIAN AVENUE
PALM BEACH, FL 33480
PHONE: (561) 805-8591

LANDSCAPE ARCHITECT

jungles

RAYMOND JUNGLES, INC.
2964 AVIATION AVENUE
MIAMI, FL 33133
PHONE: (305) 858-6777

COA: 22-037
ZON: 22-107

No.	REVISIONS	DATE



PROJECT No.

DATE 10/28/2022

SCALE AS SHOWN

DESIGNED BY

DRAWN BY STC

CHECKED BY

RESTROOMS
EXTERIOR
DETAILS



**PHIPPS OCEAN
PARK**
PREPARED FOR
TOWN OF PALM
BEACH

TOWN OF PALM BEACH FL

SHEET NUMBER

A3.210

NOTE: ELEVATIONS
REFERENCED TO NAVD
SURVEY ELEVATIONS

CIVIL ENGINEER

Kimley»Horn

1920 WEKIVA WAY, SUITE 200,
WEST PALM BEACH, FL 33411
PHONE: 561-845-0665
FAX: 561-863-8175
WWW.KIMLEY-HORN.COM
REGISTRY NO. 35106

ARCHITECT

**FAIRFAX & SAMMONS**

FAIRFAX, SAMMONS & PARTNERS, LLC
214 BRAZILIAN AVENUE
PALM BEACH, FL 33480
PHONE: (561) 805-8591


LANDSCAPE ARCHITECT

jungles

RAYMOND JUNGLES, INC.
2964 AVIATION AVENUE
MIAMI, FL 33133
PHONE: (305) 858-6777

COA: 22-037
ZON: 22-107

No.	REVISIONS	DATE
-----	-----------	------



PROJECT No. _____

DATE	10/28/2022
------	------------

SCALE	AS SHOWN
-------	----------

DESIGNED BY

DRAWN BY	STC
----------	-----

CHECKED BY _____

BEACH PAVILION
PROP. PLANS
& ELEVS.

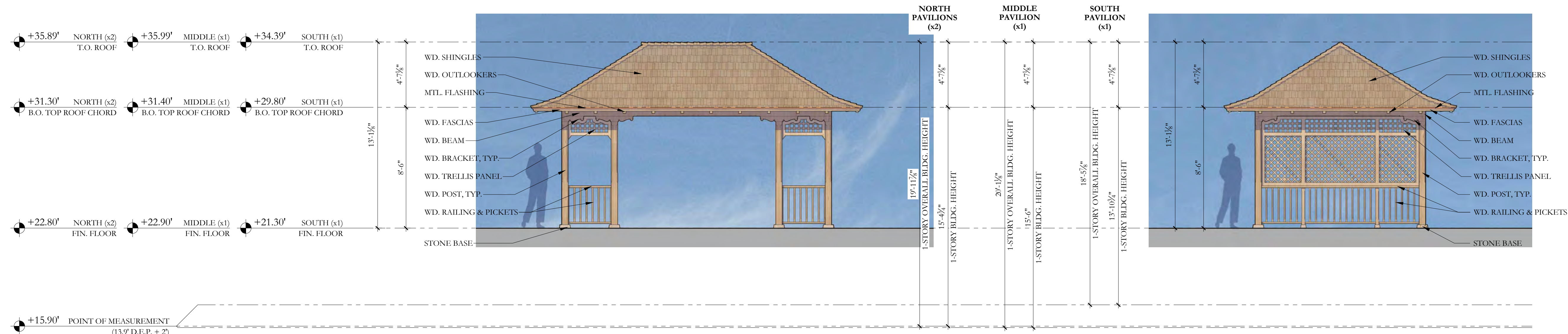


PHIPPS OCEAN
PARK
PREPARED FOR
TOWN OF PALM
BEACH

TOWN OF PALM BEACH FL

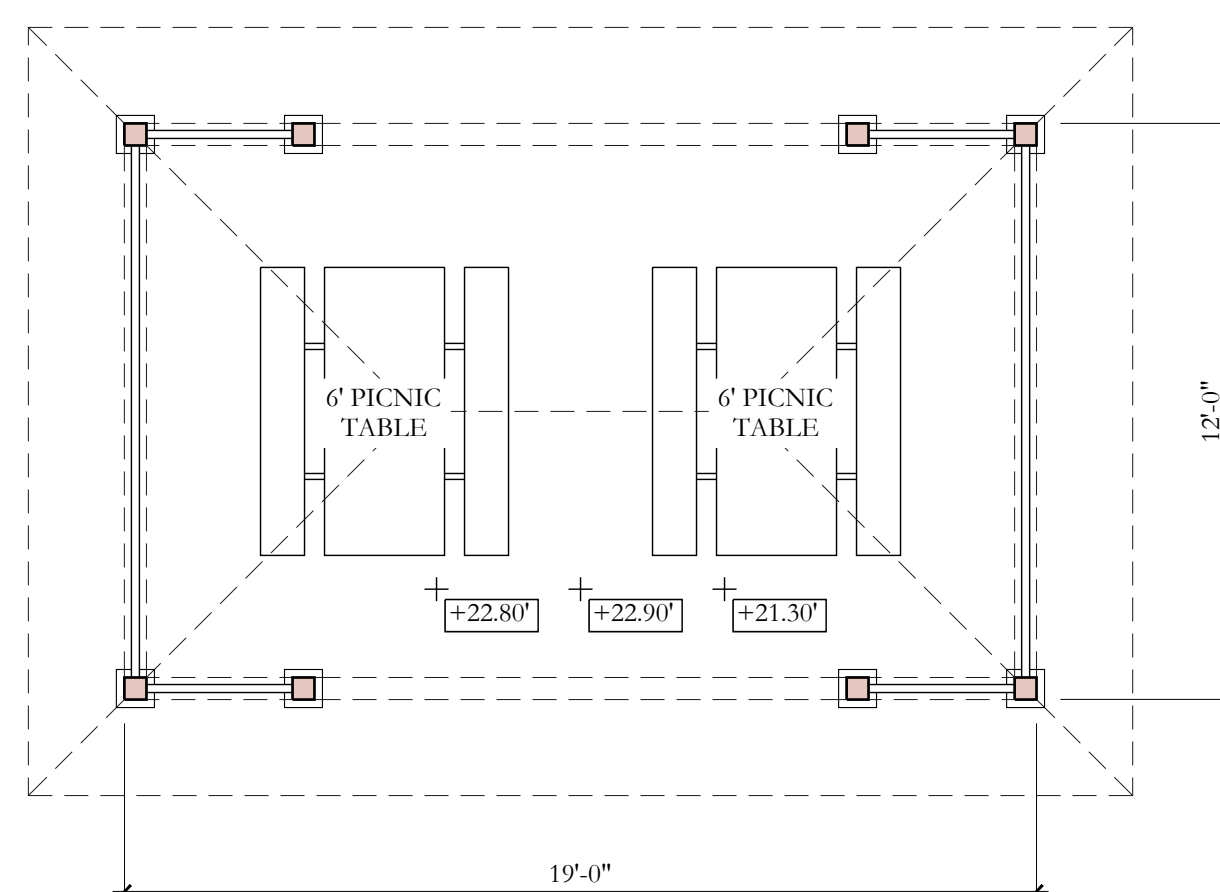
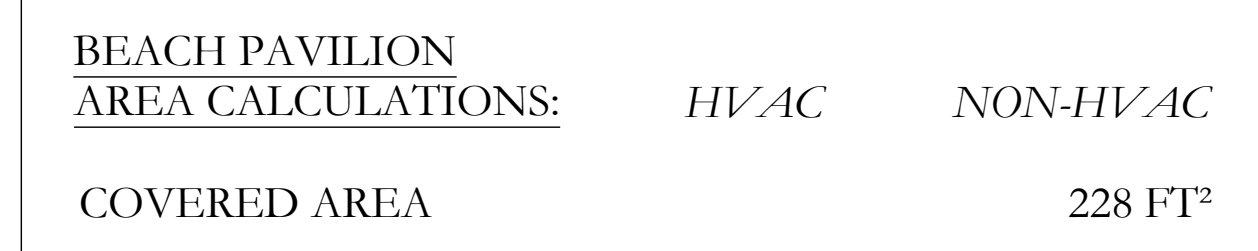
SHEET NUMBER

A4.100

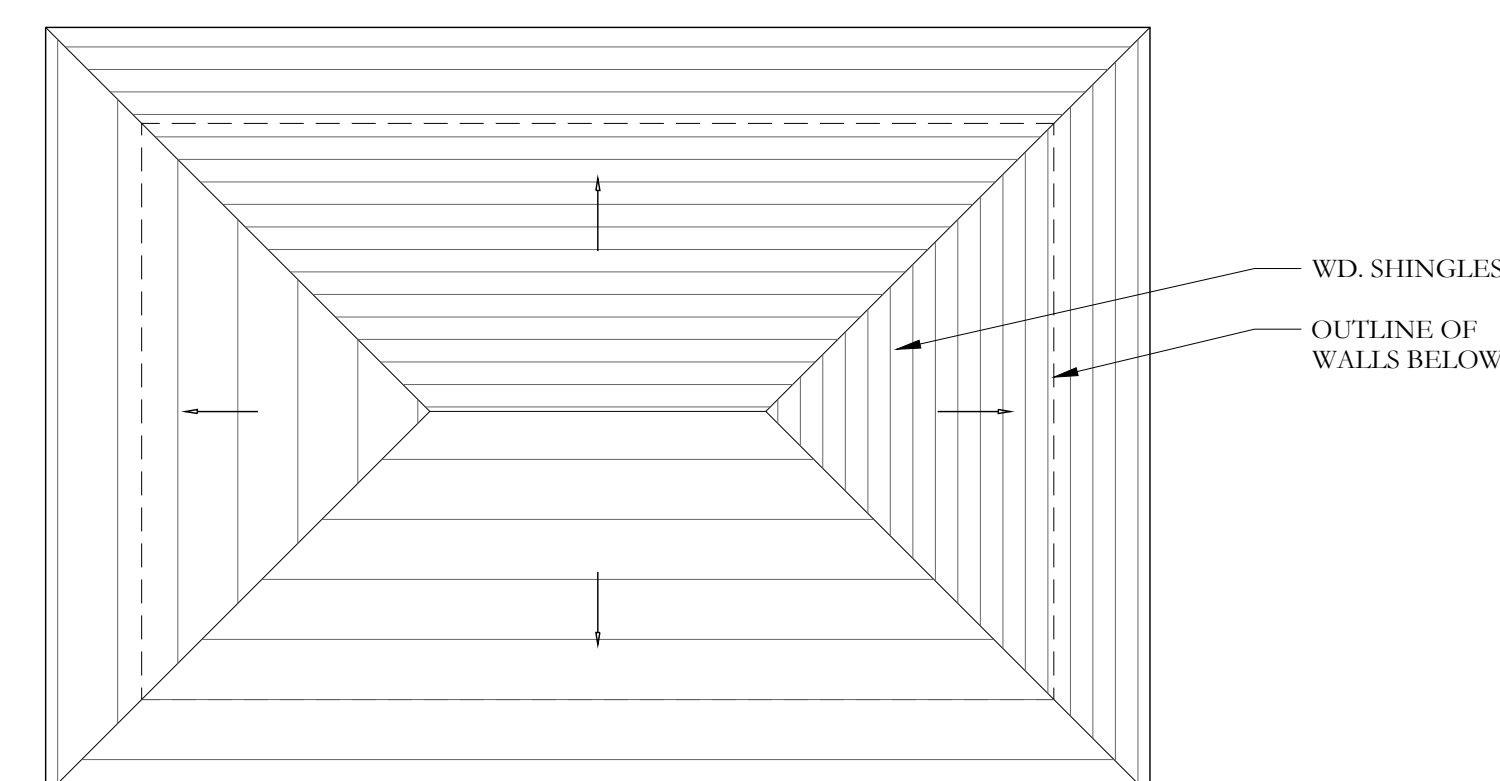


1 PROPOSED EAST/WEST ELEVATION
1/4"=1'-0"

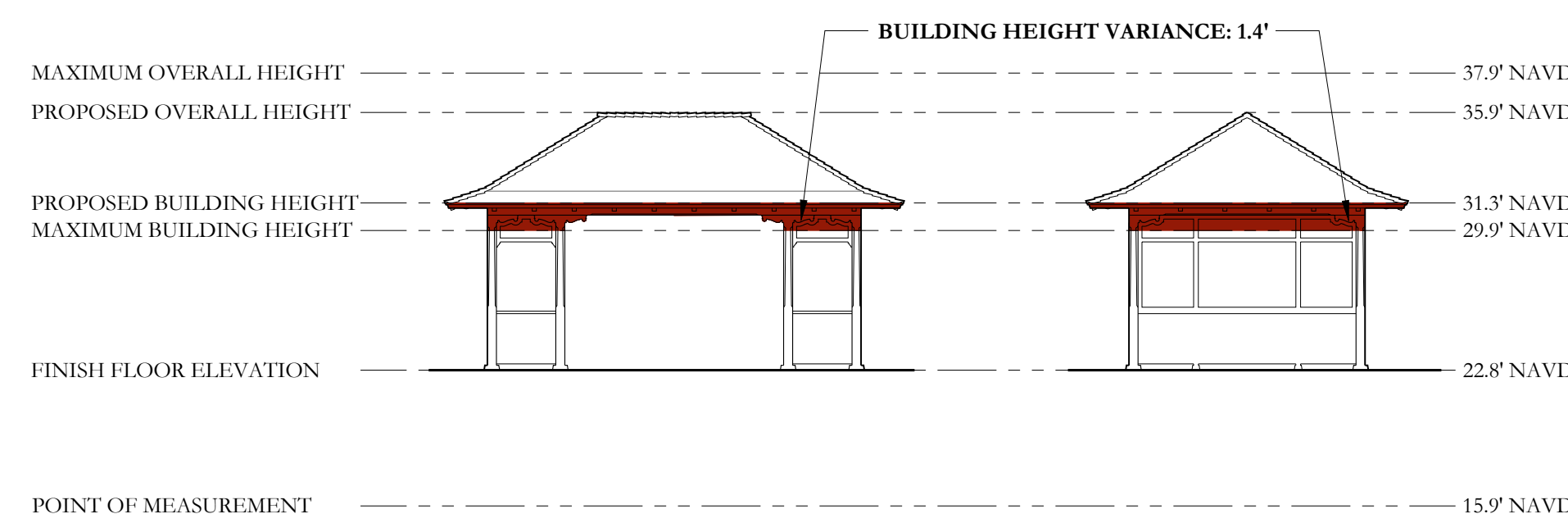
2 PROPOSED NORTH/SOUTH ELEVATION
1/4"=1'-0"



3 PROPOSED FLOOR PLAN
1/4"=1'-0"

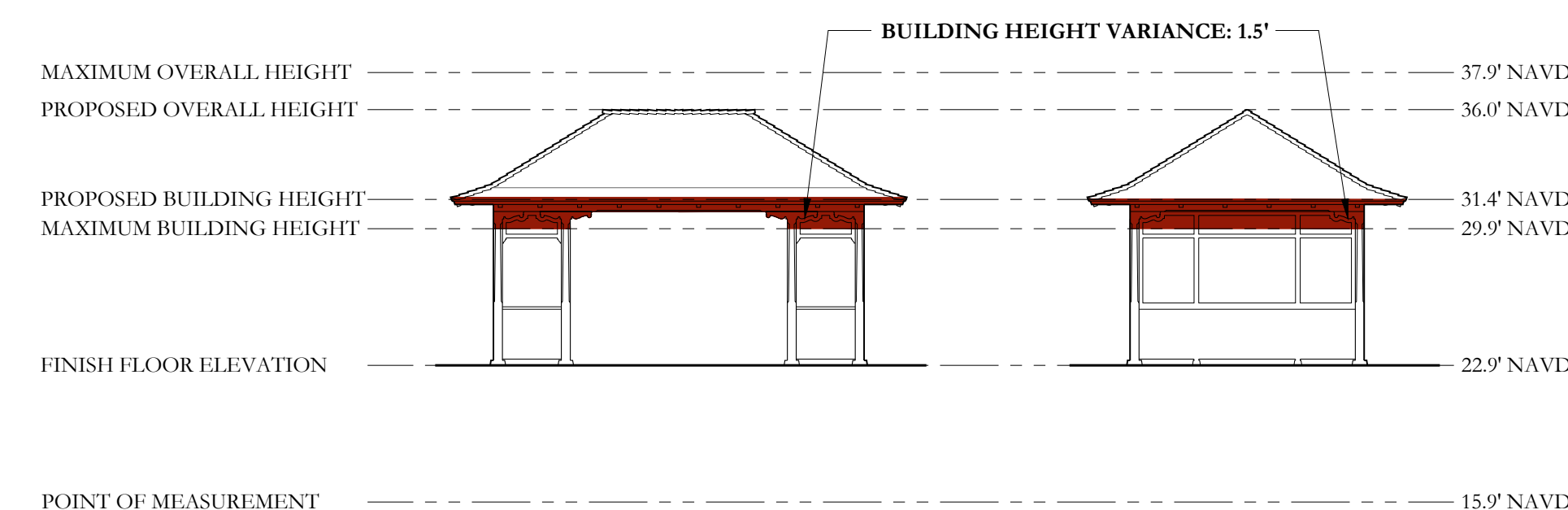


4 PROPOSED ROOF PLAN
1/4"=1'-0"



5 BUILDING HEIGHT VARIANCE DIAGRAM - NORTH PAVILIONS (x2)
1/8"=1'-0" VARIANCES 6 & 7: SEC. 134-893(b)(10)a: A VARIANCE TO EXCEED THE

VARIANCES 6 & 7: SEC. 134-893(b)(10)a.: A VARIANCE TO EXCEED THE MAXIMUM ALLOWABLE HEIGHT FOR A ONE STORY STRUCTURE BY 1.4 FT IN LIEU OF THE 14 FT MAXIMUM BUILDING HEIGHT ALLOWED

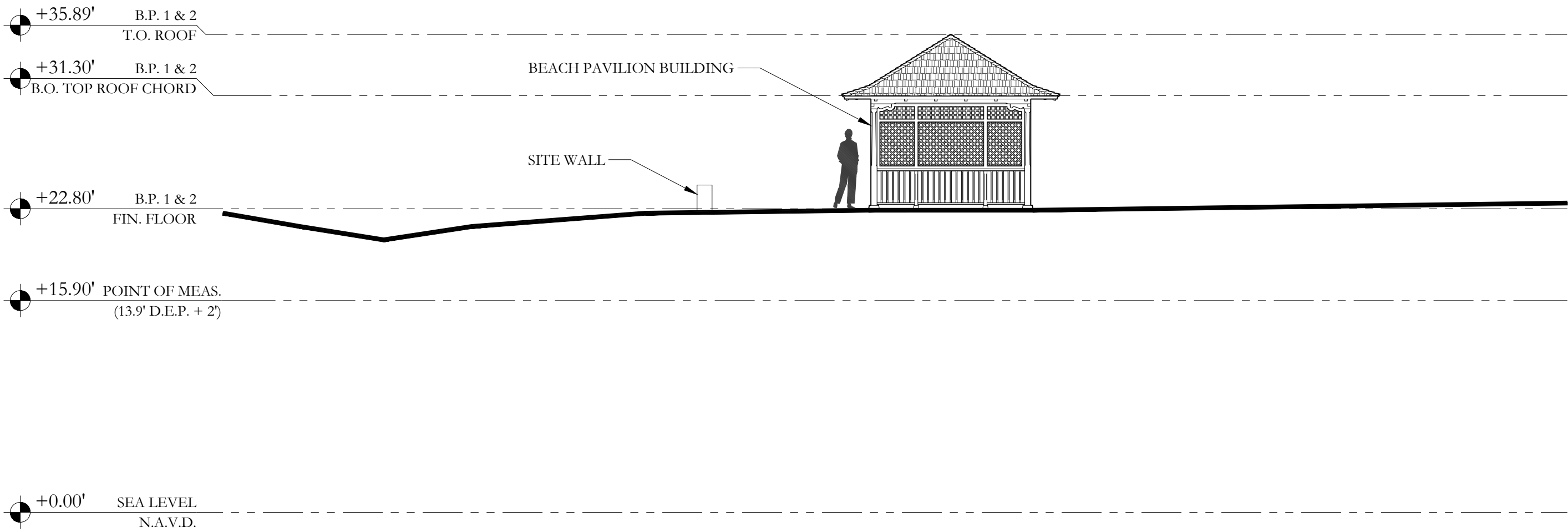


6 BUILDING HEIGHT VARIANCE DIAGRAM - MIDDLE PAVILION (x1)
1/8"=1'-0" VARIANCE 8: SEC. 134-893(b)(10)a: A VARIANCE TO EXCEED THE

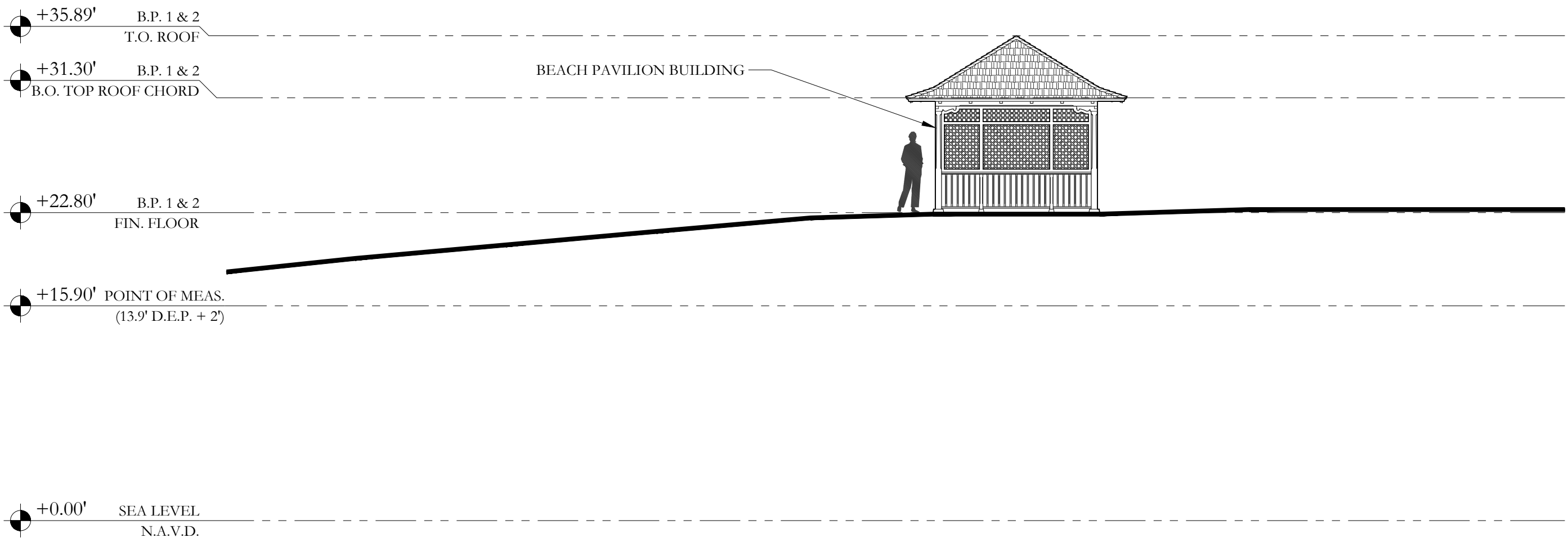
VARIANCE 8: SEC. 134-893(b)(10)a: A VARIANCE TO EXCEED THE MAXIMUM ALLOWABLE HEIGHT FOR A ONE STORY STRUCTURE BY 1.5 FT IN LIEU OF THE 14 FT MAXIMUM BUILDING HEIGHT ALLOWED

This document, together with the concepts and designs presented herein, is an instrument of service, intended only for the specific purpose and client for which it was prepared. Reuse of and improper reliance on this document without written authorization and adaptation by Kinley-Horn and Associates, Inc. shall be without liability to Kinley-Horn and Associates, Inc.

This document, together with the concepts and designs presented herein, as an instrument of service, is intended only for the specific purpose and client for which it was prepared. Reuse of and improper reliance on this document without written authorization and adoption by Kimley-Horn and Associates, Inc. shall be without liability to Kimley-Horn and Associates, Inc.

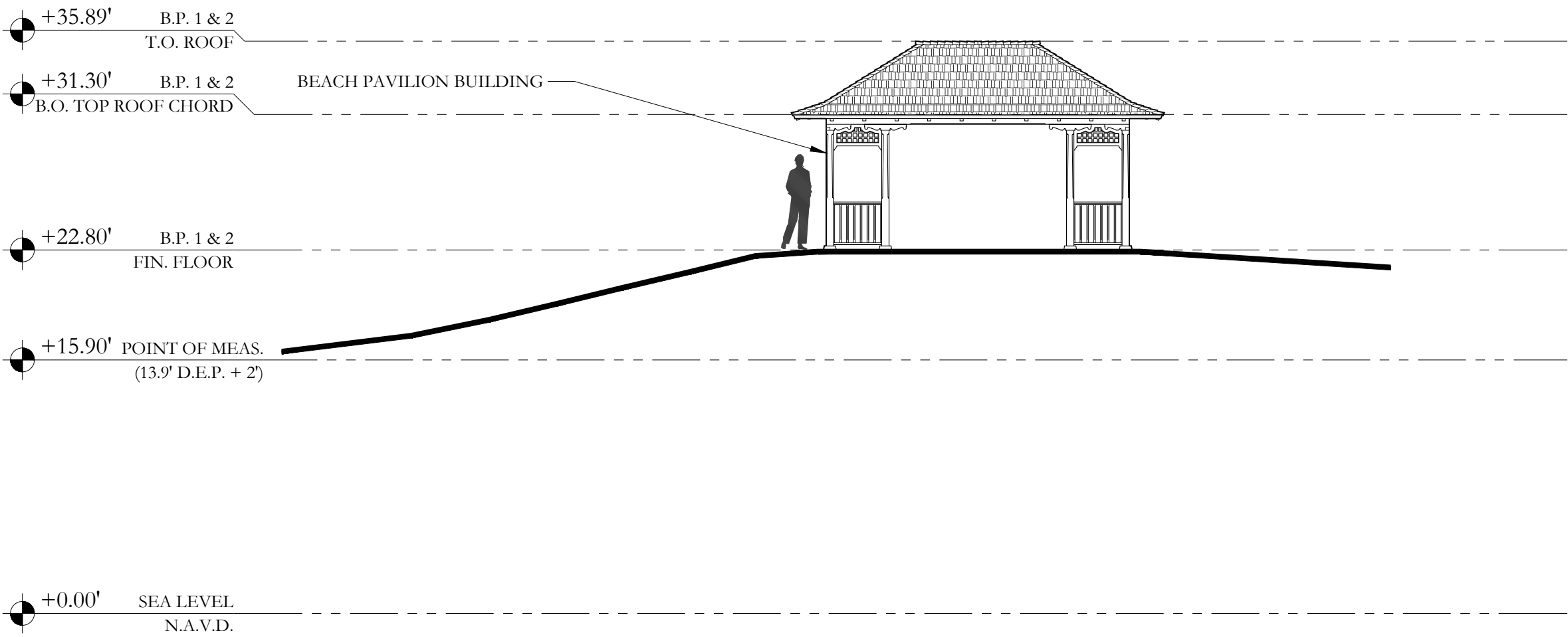


1 PROPOSED SITE SECTION @ 1ST* BEACH PAVILION, FACING NORTH
1/8"=1'-0" *NORTHERNMOST

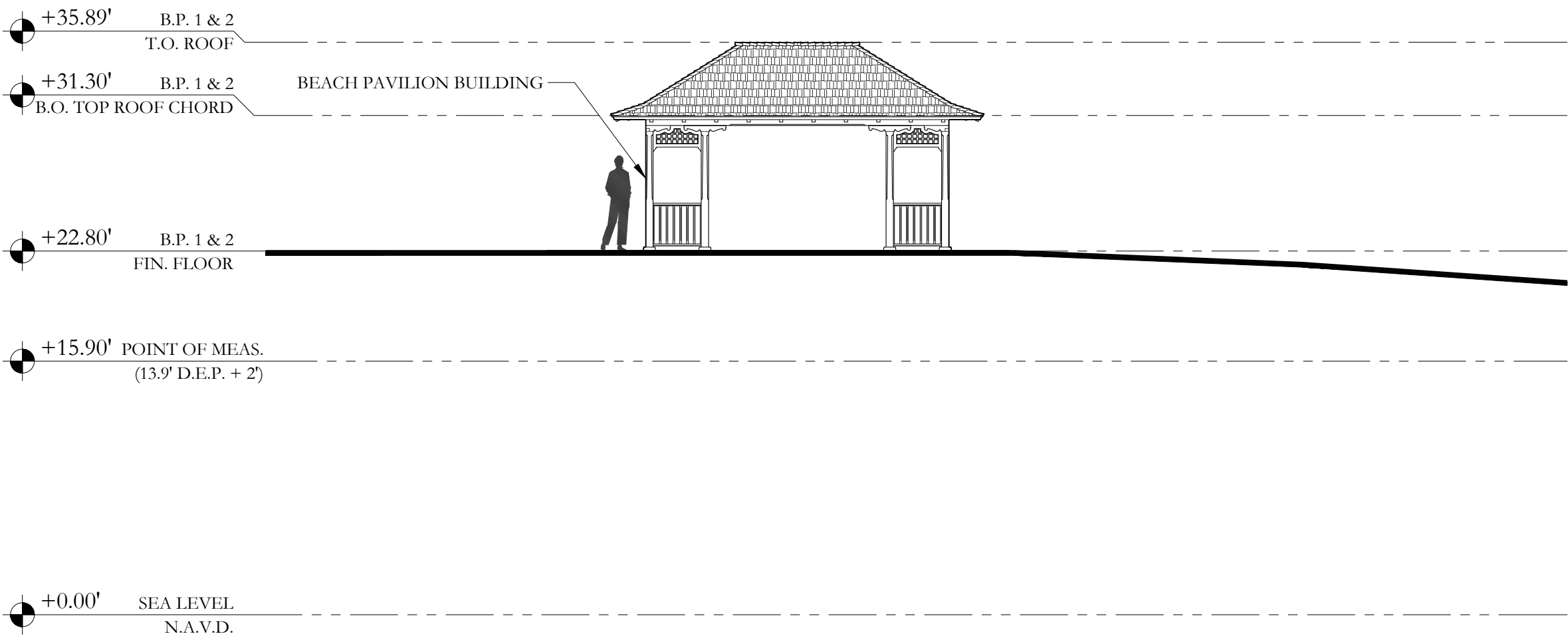


3 PROPOSED SITE SECTION @ 2ND BEACH PAVILION, FACING NORTH
1/8"=1'-0"

NOTE: ELEVATIONS
REFERENCED TO NAVD
SURVEY ELEVATIONS



2 PROPOSED SITE SECTION @ 1ST BEACH PAVILION, FACING EAST
1/8"=1'-0"



4 PROPOSED SITE SECTION @ 2ND BEACH PAVILION, FACING EAST
1/8"=1'-0"

CIVIL ENGINEER

Kimley»Horn

1920 WEKIVA WAY, SUITE 200,
WEST PALM BEACH, FL 33411
PHONE: 561-845-0665
FAX: 561-863-8175
WWW.KIMLEY-HORN.COM
REGISTRY NO. 35106

ARCHITECT



FAIRFAX & SAMMONS

FAIRFAX, SAMMONS & PARTNERS, LLC
214 BRAZILIAN AVENUE
PALM BEACH, FL 33480
PHONE: (561) 805-8591

LANDSCAPE ARCHITECT

jungles

RAYMOND JUNGLES, INC.

2964 AVIATION AVENUE
MIAMI, FL 33133
PHONE: (305) 858-6777

COA: 22-037
ZON: 22-107

No.	REVISIONS	DATE
-----	-----------	------



PROJECT No.

DATE 10/28/2022

SCALE AS SHOWN

DESIGNED BY

DRAWN BY AVE, STC

CHECKED BY

BEACH PAVILIONS
PROP. SITE
SECTIONS



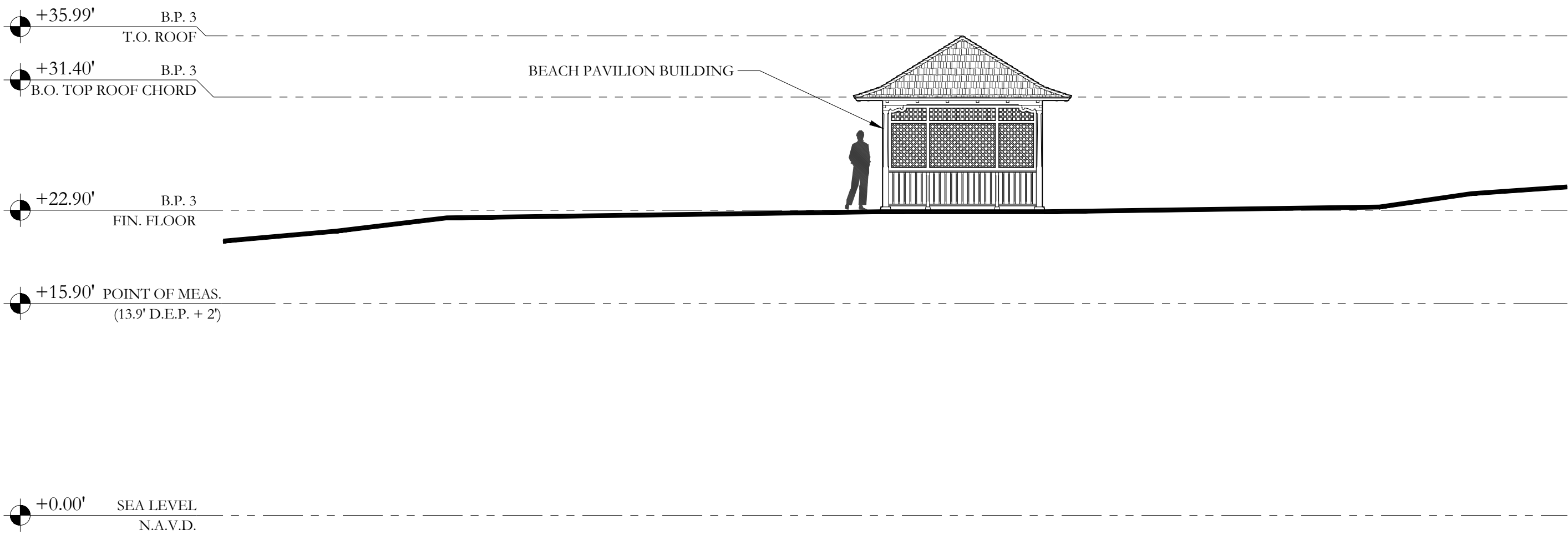
PHIPPS OCEAN
PARK
PREPARED FOR
TOWN OF PALM
BEACH

TOWN OF PALM BEACH FL

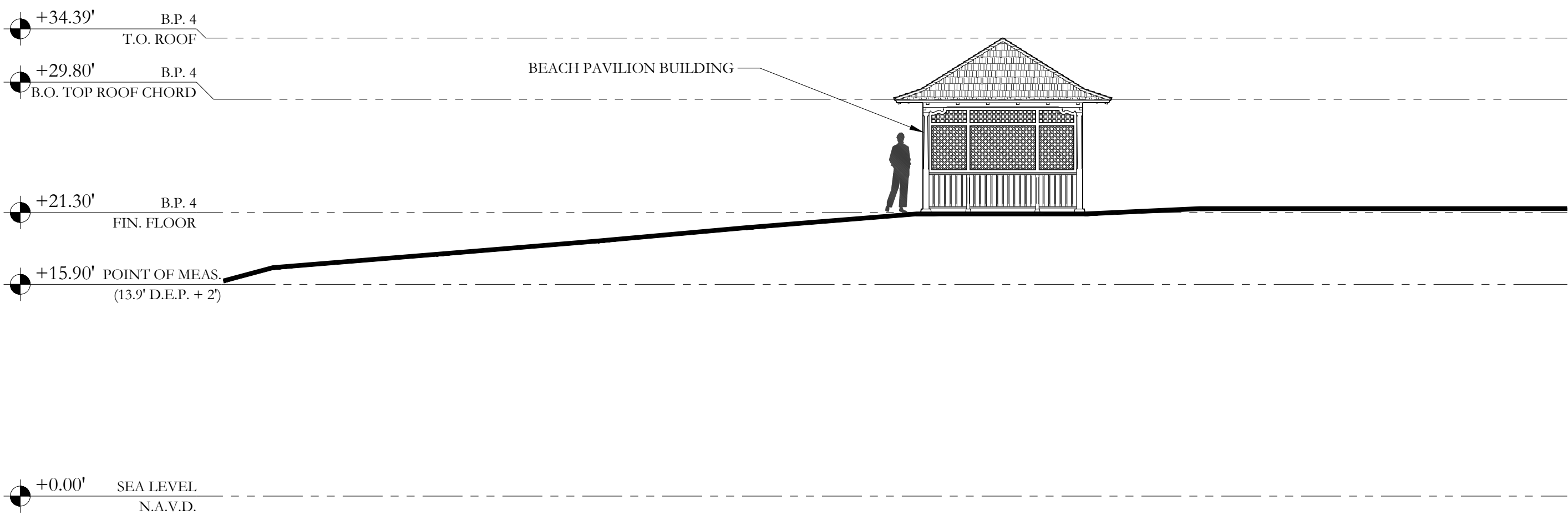
SHEET NUMBER

A4.120

This document, together with the concepts and designs presented herein, as an instrument of service, is intended only for the specific purpose and client for which it was prepared. Reuse of and improper reliance on this document without written authorization and adoption by Kimley-Horn and Associates, Inc. shall be without liability to Kimley-Horn and Associates, Inc.

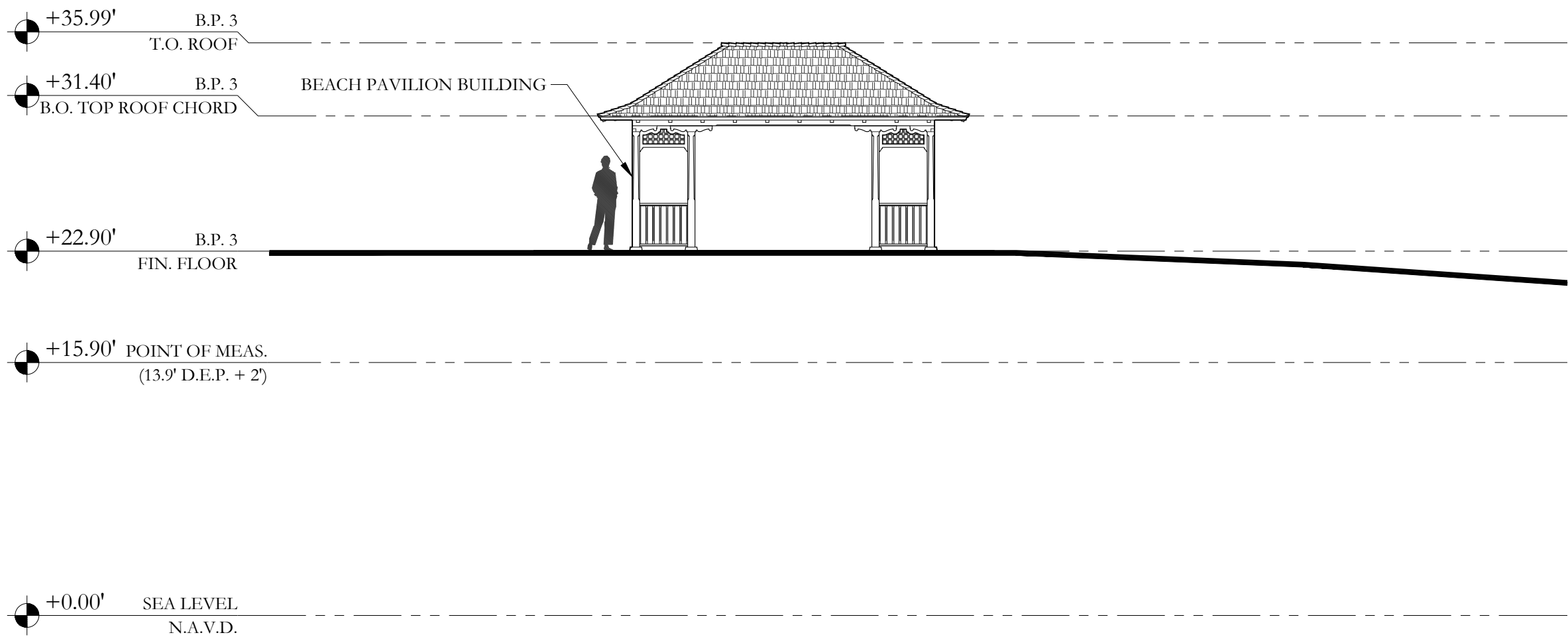


1 PROPOSED SITE SECTION @ 3RD* BEACH PAVILION, FACING NORTH
1/8"=1'-0" * "MIDDLE"

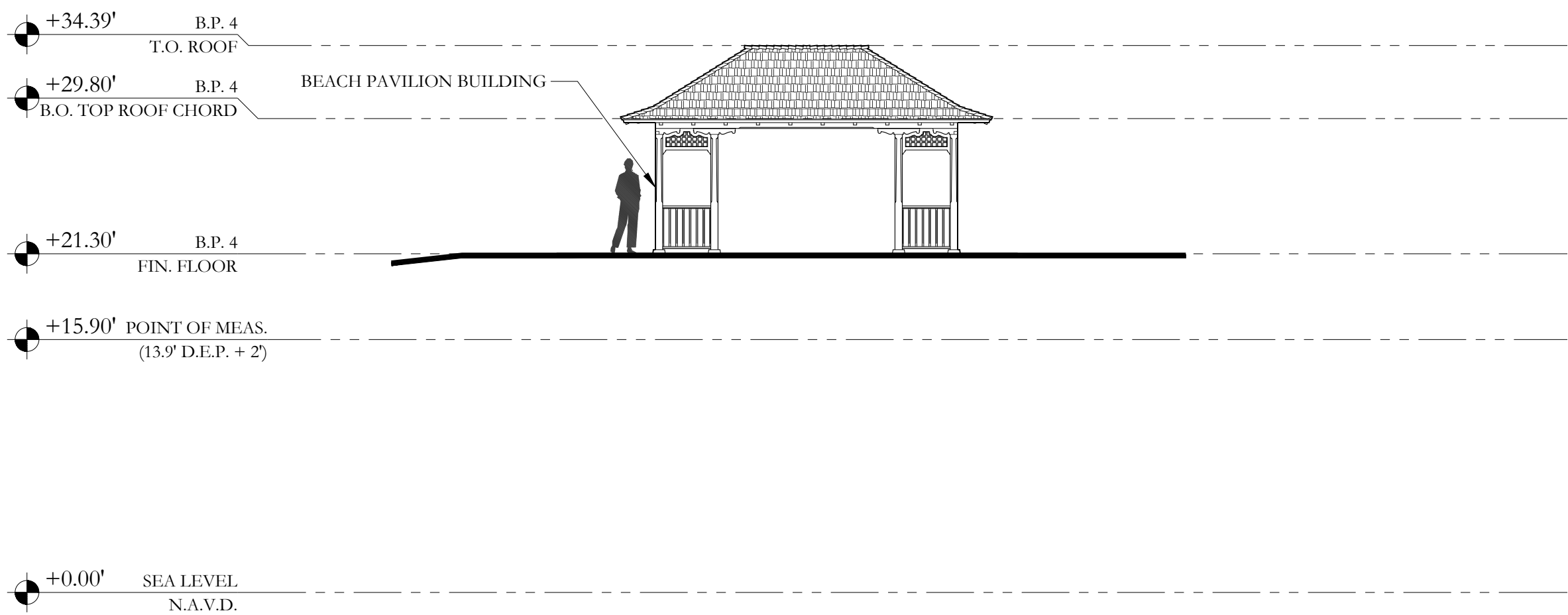


3 PROPOSED SITE SECTION @ 4TH* BEACH PAVILION, FACING NORTH
1/8"=1'-0" *SOUTHERNMOST

NOTE: ELEVATIONS
REFERENCED TO NAVD
SURVEY ELEVATIONS



2 PROPOSED SITE SECTION @ 3RD BEACH PAVILION, FACING EAST
1/8"=1'-0"



4 PROPOSED SITE SECTION @ 4TH BEACH PAVILION, FACING EAST
1/8"=1'-0"

CIVIL ENGINEER

Kimley»Horn

1920 WEKIVA WAY, SUITE 200,
WEST PALM BEACH, FL 33411
PHONE: 561-845-0665
FAX: 561-863-8175
WWW.KIMLEY-HORN.COM
REGISTRY NO. 35106

ARCHITECT



FAIRFAX & SAMMONS

NEW YORK - PALM BEACH
FAIRFAX, SAMMONS & PARTNERS, LLC
214 BRAZILIAN AVENUE
PALM BEACH, FL 33480
PHONE: (561) 805-8591

LANDSCAPE ARCHITECT

jungles

RAYMOND JUNGLES, INC.

2964 AVIATION AVENUE
MIAMI, FL 33133
PHONE: (305) 858-6777

COA: 22-037
ZON: 22-107

No.	REVISIONS	DATE
-----	-----------	------



PROJECT No.

DATE
10/28/2022

SCALE
AS SHOWN

DESIGNED BY

DRAWN BY AVE, STC

CHECKED BY

BEACH PAVILIONS
PROP. SITE
SECTIONS



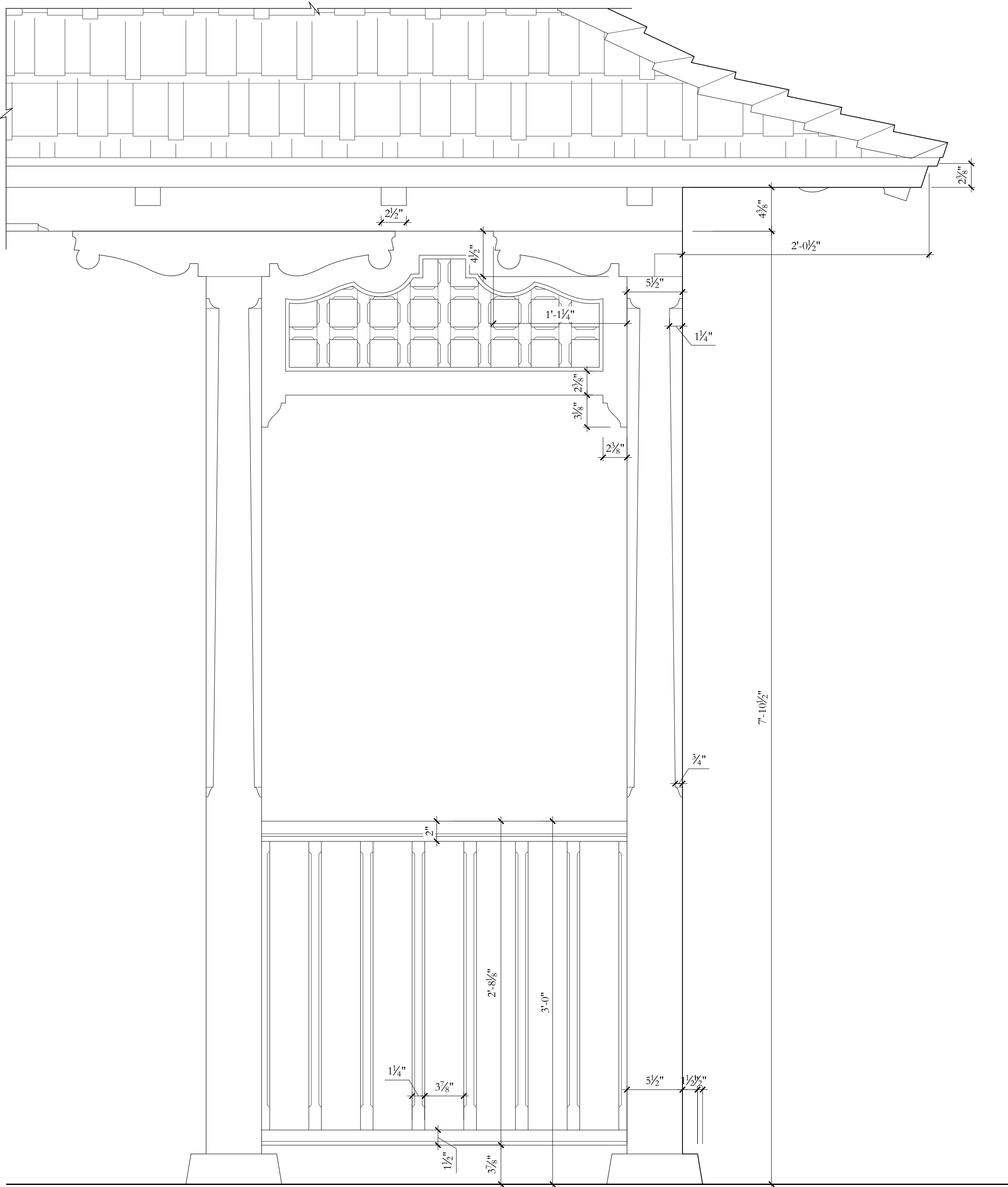
PHIPPS OCEAN
PARK
PREPARED FOR
TOWN OF PALM
BEACH

TOWN OF PALM BEACH FL

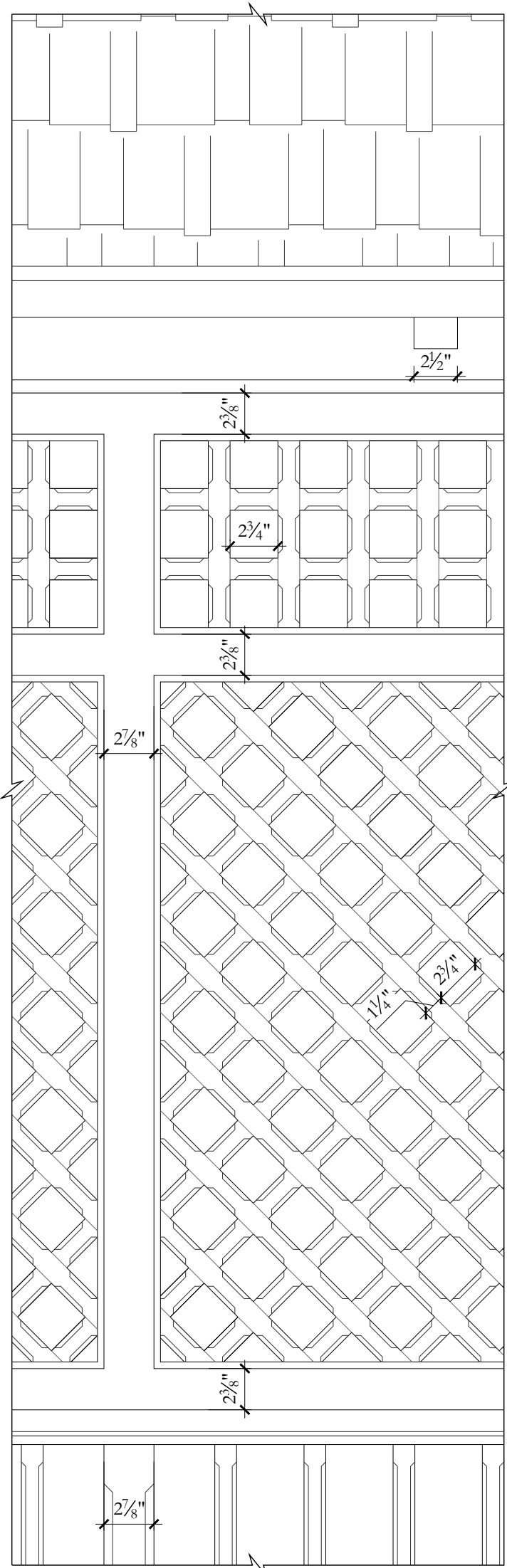
SHEET NUMBER

A4.121

This document, together with the concepts and designs presented herein, as an instrument of service, is intended only for the specific purpose and client for which it was prepared. Reuse of and improper reliance on this document without written authorization and adaptation by Kimley-Horn and Associates, Inc. shall be without liability to Kimley-Horn and Associates, Inc.



1 COLUMN DETAIL
1 1/2"=1'-0"



2 TRELLIS DETAIL
1 1/2"=1'-0"

NOTE: ELEVATIONS
REFERENCED TO NAVD
SURVEY ELEVATIONS

CIVIL ENGINEER

Kimley»Horn

1920 WEKIVA WAY, SUITE 200,
WEST PALM BEACH, FL 33411
PHONE: 561-845-0665
FAX: 561-863-8175
WWW.KIMLEY-HORN.COM
REGISTRY NO. 35106

ARCHITECT



FAIRFAX & SAMMONS

FAIRFAX, SAMMONS & PARTNERS, LLC
214 BRAZILIAN AVENUE
PALM BEACH, FL 33480
PHONE: (561) 805-8591

LANDSCAPE ARCHITECT

jungles

RAYMOND JUNGLES, INC.

2964 AVIATION AVENUE
MIAMI, FL 33133
PHONE: (305) 858-6777

COA: 22-037
ZON: 22-107

No.	REVISIONS	DATE



PROJECT No.

DATE
10/28/2022

SCALE
AS SHOWN

DESIGNED BY

DRAWN BY
STC

CHECKED BY

BEACH PAVILION
EXTERIOR
DETAILS



**PHIPPS OCEAN
PARK**
PREPARED FOR
TOWN OF PALM
BEACH

TOWN OF PALM BEACH FL

SHEET NUMBER

A4.210

This document, together with the concepts and designs presented herein, as an instrument of service, is intended only for the specific purpose and client for which it was prepared. Reuse of and improper reliance on this document without written authorization and adaptation by Kimley-Horn and Associates, Inc. shall be without liability to Kimley-Horn and Associates, Inc.



WOOD SHINGLE ROOF
CYPRESS SHINGLES




FLASHING, DOWNSPOUTS, & GUTTERS
COPPER



STUCCO WATER TABLE
SMOOTH, PAINTED



WOOD WINDOWS & DOORS
TO MATCH ADJACENT SIDING, TRIM, ETC.



WOOD SLATS
BLACK LOCUST



STRUCTURAL TIMBERS
CYPRESS



EXPOSED WOOD
SINKER CYPRESS



WOOD SIDING
CYPRESS



LRS IMPACT PROTECTION
ARMOR SCREEN

CIVIL ENGINEER

Kimley»Horn

1920 WEKIVA WAY, SUITE 200,
WEST PALM BEACH, FL 33411
PHONE: 561-845-0665
FAX: 561-863-8175
WWW.KIMLEY-HORN.COM
REGISTRY NO. 35106

ARCHITECT



FAIRFAX & SAMMONS

NEW YORK - PALM BEACH
FAIRFAX, SAMMONS & PARTNERS, LLC
214 BRAZILIAN AVENUE
PALM BEACH, FL 33480
PHONE: (561) 805-8591

LANDSCAPE ARCHITECT

jungles

RAYMOND JUNGLES, INC.
2964 AVIATION AVENUE
MIAMI, FL 33133
PHONE: (305) 858-6777

COA: 22-037
ZON: 22-107

No.	REVISIONS	DATE



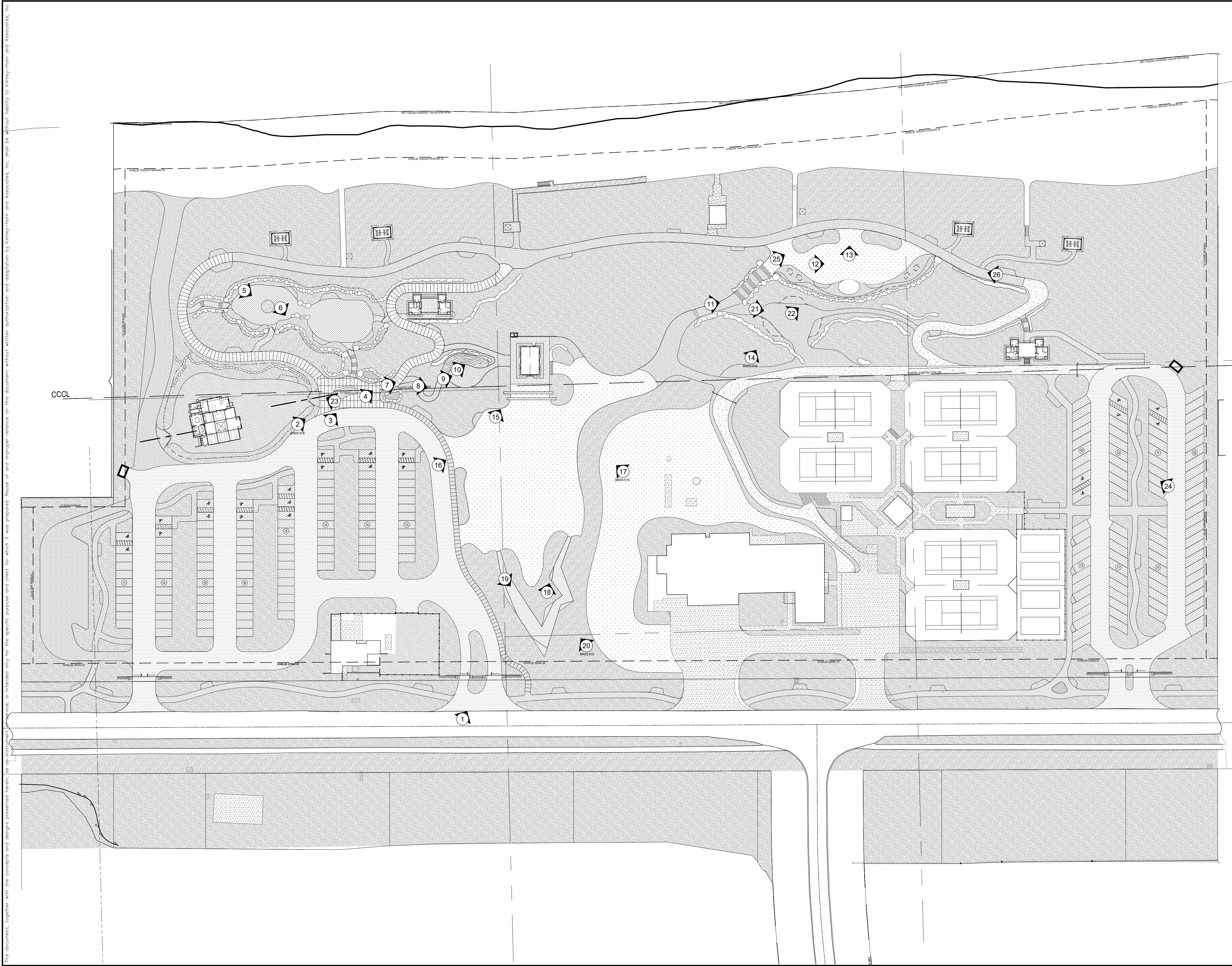
PROJECT No.	
DATE	10/28/2022
SCALE	AS SHOWN
DESIGNED BY	
DRAWN BY	CMD, STC
CHECKED BY	

MATERIALS PALETTE



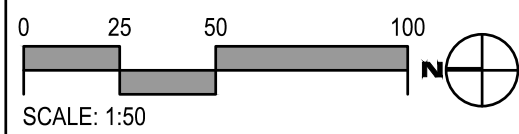

PHIPPS OCEAN
PARK
PREPARED FOR
TOWN OF PALM
BEACH

TOWN OF PALM BEACH FL
SHEET NUMBER
A5.100



LEGEND

- PROPERTY LINE
- SETBACK
- COASTAL CONSTRUCTION CONTROL LINE



CIVIL ENGINEER

Kimley»Horn

1920 WEKIVA WAY, SUITE 200,
WEST PALM BEACH, FL 33411
PHONE: 561-845-0665
FAX: 561-863-8175
WWW.KIMLEY-HORN.COM
REGISTRY NO. 35106

ARCHITECT



FAIRFAX & SAMMONS

FAIRFAX, SAMMONS & PARTNERS, LLC
214 BRAZILIAN AVENUE
PALM BEACH, FL 33480
PHONE: (561) 805-8591


LANDSCAPE ARCHITECT

jungles

RAYMOND JUNGLES, INC.
2964 AVIATION AVENUE
MIAMI, FL 33133
PHONE: (305) 858-6777

COA: 22-037
ZON: 22-107

No.	REVISIONS	DATE



PROJECT No.

DATE 10/28/2022

SCALE AS SHOWN

DESIGNED BY

DRAWN BY

CHECKED BY

RENDERING KEY PLAN



PHIPPS OCEAN PARK
PREPARED FOR
TOWN OF PALM BEACH

SHEET NUMBER

GI.049