

TOWN OF PALM BEACH

Information for Town Council Meeting on: April 12, 2022

TO: Mayor & Town Council
VIA: Kirk W. Blouin, Town Manager
VIA: Paul Brazil, Public Works Director
FROM: Patricia Strayer, Town Engineer
RE: Utility Undergrounding Project Status Report
DATE: March 29, 2022

I. COMMUNICATIONS:

A. Community Meetings:

Coffee with the Crew meetings have been re-initiated. The next meeting for Phases 4 and 5 North will be held April 4 at 8:00am at Palmo Park. The meetings for Phases 4 and 5 South will occur April 11th at 8:00am at the Town Hall Park.

B. Significant Postal Mail or E-mail

Town staff continues to have easement meetings with property owners in Phases 6 and 7. Staff is waiting to send letters out for Phase 8 until we have made more progress with easements in Phase 7.

II. PROGRESS SUMMARY:

Overall, Town-wide Construction Progress, ten (10) of fifteen (15) construction zones are either complete or in progress/funded for construction, inclusive of Phases 1N, 1S, 2N, 2S, 3N, 3S, 4N, 4S, 5N and 5S. Phase 6 North and South are out for bids.

A. Construction Progress:

Phase 1 North:

From the Inlet south to Onondaga Ave.

- Completed March 30, 2019

Phase 1 South:

From southern Town limits north to Sloan's Curve

- Completed April 3, 2020
-

Phase 2 North Construction:

From Esplanade Way to Ocean Terrace

- Completed October 29, 2020

Phase 2 South Construction:

From Sloan's' Curve to the intersection of S. Ocean Blvd & S. County Road

- Phase 2 South, the project is 88% complete. Presently working with FPL to complete conversions. ATT is late on conversions especially north of Southern Boulevard. Comcast is making good progress.

Phase 3 North Construction:

From Osceola Way to the north-side of La Puerta Way

- Complete September 17, 2021

Phase 3 South:

From S. Ocean Blvd & S. County Road to the alleyway south of Worth Ave.

- Phase 3 South construction is 53% complete. Progress will significantly increase in May due to a number of agreements with businesses not to do work to impact their operations.

Phase 4 North:

From south-side of La Puerta Way to north-side of List Road

- Construction for Phase 4 North is 77% complete. All equipment has been installed with the exception of 3 switches at D-10 Pump Station.

Phase 4 South:

From Peruvian to Royal Palm Way

- Construction is 5% complete.

Phase 5 North:

From Country Club Road to Southland Road

- Design is 100% complete.
 - 87 out of 87 (100%) easements are recorded or verbally approved.
 - Notice to Proceed was issued September 27, 2021.
 - Construction has begun.
-

Phase 5 South:

From South Lake Drive/Hibiscus Ave. & Peruvian Ave./Royal Palm Way, properties between the intracoastal waterway and the Atlantic Ocean and from Royal Palm Way to Seaspray Ave.

- Design is 99% complete.
- 80 of 84 (95%) easements are recorded or verbally approved.
- Notice to Proceed was issued September 27, 2021.
- Construction has begun.

Phase 6 North:

From Chateaux Drive & Kawama Lane to the south-side of Plantation Road

- Design is 89% complete and on schedule.
- 41 of 48 (87%) easements approved.

Phase 6 South:

Seaspray Ave. to the south of Royal Poinciana Way

- Design is 82% complete and on schedule.
- 67 of 72 (93%) easements approved.

Phase 7 North:

Palm Beach Country Club north to the south side of List Road

- Design is 45% complete and on schedule.
- 18 of 82 (22%) easements approved.

Phase 7 South:

Atlantic Ave. north to Via Los Incas & Sanford Ave.

- Design is 43% complete and on schedule.
- 7 of 70 (10%) easements approved.

Phase 8:

Royal Poinciana Way north to Everglade Ave.

- Design is 25% complete and on schedule.
 - 2 of 87 (2%) easements approved.
-

III. FINANCIAL SUMMARY:

A. FEMA Grant Update:

- Quarterly submittals are in for approval.
- Requested an update on the status of the requested (and approved) grant modification but still have not received a response from FEMA/FDEM.

B. Project Budget Summary:

There are no significant changes since the last report. Updates include processing of vendor pay applications for design and work performed in active phases. The full Underground Utility Project Financial Report is provided within your backup package with the summary page attached.

cc: Jane LeClainche, Finance Director
Kevin Schanen, Kimley-Horn & Associates

Underground Utility Project Budget
Project Financial Summary
March 31, 2022

Expenditures	Original OPC	Dec 2019 OPC	Budget	Actual	% Expended
Phase 1	\$ 12,620,000	\$ 12,910,000	\$ 12,856,262	\$ 12,734,604	99.1%
Phase 2	\$ 9,170,000	\$ 13,470,000	\$ 12,924,578	\$ 12,481,712	96.6%
Phase 3	\$ 10,910,000	\$ 15,400,000	\$ 16,399,544	\$ 9,918,553	60.5%
Phase 4	\$ 10,370,000	\$ 15,220,000	\$ 17,695,472	\$ 7,412,447	41.9%
Phase 5 (Includes \$8.5 Million FEMA Grant Offset)	\$ 14,090,000	\$ 11,694,645	\$ 17,935,288	\$ 2,329,105	13.0%
Phase 6	\$ 16,820,000	\$ 20,800,000	\$ 1,954,334	\$ 1,711,736	87.6%
Phase 7	\$ 11,730,000	\$ 15,910,000	\$ 1,619,090	\$ 631,379	39.0%
Phase 8	\$ 12,300,000	\$ 14,500,000	\$ 1,391,803	\$ 452,861	32.5%
Total Project Costs To Date	\$ 98,010,000	\$ 119,904,645	\$ 82,776,371	\$ 47,672,397	57.6%
Other Costs Associated Directly with the Project (Page 8)	\$ 570,000	\$ 2,513,512	\$ 2,513,512	\$ 2,421,583	96.3%
Grand Total of Costs Related to Project	\$ 98,580,000	\$ 122,418,157	\$ 85,289,884	\$ 50,093,979	58.7%
Debt Service and Related Debt Issuance Costs (Page 8)			\$ 14,543,157	\$ 11,780,924	81.0%
Total Other Costs Outside Underground Budget (Page 8)			\$ 664,169	\$ 1,640,162	246.9%
Grand Total of All Costs Related to the Project	\$ 98,580,000	\$ 122,418,157	\$ 85,954,053	\$ 63,515,065	73.9%

Total Project Budget - Opinion of cost for construction	\$ 122,418,157
% Budgeted/Encumbered To Date Project Costs	69.67%
% Spent to Date - Project Costs	40.92%

Project Revenues Received

Revenues	Budget	Actual	% of Budget
Revenues			
Prepaid Assessments	\$ -	\$ 18,329,914	0.0%
Assessment Revenue	\$ 21,430,000	\$ 21,547,602	100.5%
Commercial Paper	\$ -	\$ -	0.0%
Town Owned Property Prepaid Assessments	\$ 2,797,291	\$ 2,797,291	100.0%
Interest on Assessment Escrow	\$ -	\$ -	0.0%
Interest	\$ 1,567,009	\$ 3,118,387	199.0%
GO Bond Proceeds 2018	\$ 60,500,000	\$ 60,499,897	100.0%
GO Bond Proceeds 2021	\$ 9,198,896	\$ 9,198,896	100.0%
1 Cent Sales Tax	\$ 5,000,000	\$ 2,750,000	55.0%
FPL		\$ 450,246	0.0%
FEMA Grant	\$ 8,500,000	\$ -	0.0%
Other			
Kevin McGann - CO #9	\$ -	\$ 34,900	0.0%
Donations - Civic Association	\$ 49,250	\$ 49,250	100.0%
Transfer from (307) Fund CIP	\$ 760,200	\$ 760,200	100.0%
Transfer from (401) Fund Marina	\$ 2,600,000	\$ 1,300,000	50.0%
Transfer from (001) General Fund - PM Salary	\$ 751,000	\$ 929,766	123.8%
Total Project Revenues	\$ 113,153,646	\$ 121,766,350	107.6%

Underground Utility Project Budget
Phase 1 Project Costs
March 31, 2022

	Original OPC	Dec 2019 OPC	Budget	Actual	% Expended
Project Engineering					
Task 2.1 - Detailed Design North End	590,000		472,063	472,063	100.0%
Task 2.2 - Detailed Design South End	740,000		619,411	619,411	100.0%
Task 2.3 - Permitting Assistance			17,790	17,790	100.0%
Task 2.4 - Bid Phase Assistance			42,166	42,166	100.0%
Task 2.5 - Meetings - Design Phase			125,399	125,383	100.0%
Subtotal Design Phase	\$ 1,330,000	\$ 1,280,000	\$ 1,276,829	\$ 1,276,813	100.0%
Construction Costs					
Phase 1 North Construction					
Preconstruction			\$ 19,720	19,720	100.0%
Burkhardt Construction			\$ 3,598,144	3,598,144	100.0%
Street Light Conversion			\$ 26,273	40,934	155.8%
Change Order for AT&T and Comcast Conduit			\$ 500,655	491,883	98.2%
Utility Design Costs			\$ 15,595	16,945	108.7%
Utility Construction Costs (FPL, Comcast, AT&T)			\$ 476,776	392,932	82.4%
Construction Engineering (KH)			\$ 207,771	205,818	99.1%
	\$ 4,210,000	\$ 4,930,000	\$ 4,844,935	\$ 4,766,377	98.4%
Phase 1 South Construction					
Preconstruction			\$ 22,200	22,200	100.0%
Whiting Turner Construction			\$ 4,450,977	4,450,977	100.0%
Change Order for AT&T and Comcast Conduit			\$ 125,147	125,147	100.0%
Street Light Conversion			\$ 68,115	68,115	100.0%
Utility Design Costs			\$ 33,013	44,958	136.2%
Utility Construction Costs (FPL, Comcast, AT&T)			\$ 1,374,193	1,317,824	95.9%
Construction Engineering (KH)			\$ 316,498	316,396	100.0%
	\$ 6,800,000	\$ 6,350,000	\$ 6,390,143	\$ 6,345,618	99.3%
Easement Recording Fees			\$ 740	740	100.0%
Legal Costs/Easement Acquisition - Jones Foster	\$ 280,000	\$ 350,000	\$ 301,359	\$ 306,723	101.8%
Legal Sketch and Description - Easements			34,000	33,215	97.7%
Easement Abandonment			\$ 8,256	5,120	62.0%
Legal Advertising				1,861	
Total Phase 1 Costs	\$ 12,620,000	\$ 12,910,000	\$ 12,856,262	\$ 12,734,604	99.1%

Underground Utility Project Budget
Phase 2 Project Costs
March 31, 2022

	Original OPC	Dec 2019 OPC	Budget	Actual	% Expended
Phase 2 Design					
Kimley Horn					
Task 1.1 Phase 2 North Design	335,000		\$ 281,304	\$ 281,304	100.0%
Task 1.2 Phase 2 South Design	400,000		\$ 335,353	\$ 335,353	100.0%
Task 1.3 Permitting Assistance North and South			\$ 12,674	\$ 12,674	100.0%
Task 1.4 Bid Phase Assistance North and South			\$ 40,565	\$ 40,565	100.0%
Task 1.6 Meetings North and South			\$ 136,617	\$ 131,510	96.3%
Total Phase 2 Design	\$ 735,000	\$ 807,000	\$ 806,513	\$ 801,406	99.4%
Construction Costs					
Phase 2 North Construction					
Preconstruction			\$ 35,000	31,970	91.3%
Burkhardt Construction			\$ 3,932,792	3,905,978	99.3%
Owner Purchased Supplies			\$ 83,073	205,809	247.7%
FPL Design Cost			\$ 11,759	65,822	559.8%
ATT Design Cost			\$ 5,000	\$ 5,000	100.0%
Comcast Design Cost				\$ 4,582	
Utility Costs (FPL, Comcast, AT&T)			\$ 496,307	\$ 423,898	85.4%
FPL - Additional Vista Switches				\$ 54,938	
Street Light Conversion			\$ 19,186	\$ 19,186	100.0%
Construction Engineering (KH)			\$ 248,121	\$ 246,227	99.2%
Total Phase 2 North Construction	3,800,000	5,020,000	\$ 4,831,238	\$ 4,963,409	102.7%
Phase 2 South Construction	-				
Preconstruction			\$ 35,000	88,167	251.9%
Burkhardt Construction			\$ 6,322,275	5,770,440	91.3%
Owner Supplied Materials			\$ 172,321	175,898	102.1%
FPL Design Cost			\$ 13,330	16,900	126.8%
ATT Design Cost			\$ 5,000	\$ 5,000	100.0%
Comcast Design Cost			\$ 5,000	\$ 4,582	91.6%
Utility Costs (FPL, Comcast, AT&T)			\$ 200,000	\$ 123,948	62.0%
Street Light Conversion			\$ 20,000	\$ 19,268	96.3%
Reimburse John Moran				\$ 39,240	
Construction Engineering (KH)			\$ 325,280	\$ 285,891	87.9%
Total Phase 2 South Construction	4,435,000	7,424,000	\$ 7,098,206	\$ 6,529,333	92.0%
Easement Acquisition/Abandonment	200,000	219,000			
<i>Kimley Horn Easement Assistance</i>					
Task 1.5 Easement Assistance North			\$ 64,936	\$ 64,935	100.0%
Task 1.5 Easement Assistance South			\$ 77,466	\$ 77,467	100.0%
<i>Surveys</i>					
Task 1.7 Legal Sketch North			\$ 14,020	\$ 14,020	100.0%
Task 1.7 Legal Sketch South			\$ 21,725	\$ 20,689	95.2%
Advertising				\$ 1,101	
Recording Costs			\$ 3,605	\$ 3,359	93.2%
Easement Abandonment			\$ 6,870	\$ 5,994	87.2%
Total Easement Acquisition Costs	200,000	219,000	\$ 188,622	\$ 187,564	99.4%
Total Phase 2 Costs	\$9,170,000	\$13,470,000	\$ 12,924,578	\$ 12,481,712	96.6%

Underground Utility Project Budget
Phase 3 Project Costs
March 31, 2022

	Original OPC	Dec 2019 OPC	Budget	Actual	% Expended
Phase 3 Design					
Kimley Horn					
Task 1.1 Phase 3 North Design	\$ 325,000		\$ 280,189	\$ 280,189	100.0%
Task 1.2 Phase 3 South Design	\$ 535,000		\$ 486,333	\$ 486,323	100.0%
Task 1.3 Permitting Assistance			\$ 13,739	\$ 13,739	100.0%
Task 1.4 Bid Phase Assistance			\$ 36,834	\$ 36,834	100.0%
Task 1.5 Meetings			\$ 77,411	\$ 76,626	99.0%
Total Phase 3 Design	\$ 860,000	\$ 895,000	\$ 894,505	\$ 893,710	99.9%
Construction Costs					
Phase 3 North Construction	\$ 3,700,000	\$ 5,300,000			
Preconstruction			\$ 24,580	\$ 24,580	100.0%
Construction - Burkhardt			\$ 4,100,697	\$ 4,100,697	100.0%
Owner supplied materials			\$ 2,797	\$ 2,797	100.0%
FPL Design Cost			\$ 12,850	\$ 1,350	10.5%
ATT Design Cost			\$ 5,000	\$ 5,000	100.0%
Comcast Design Cost			\$ 3,128	\$ 3,128	100.0%
FPL Construction			\$ 87,101	\$ 87,101	100.0%
Street Light Conversion			\$ 4,249	\$ 7,012	165.0%
Utility Costs (Comcast & ATT)			\$ 409,387	\$ 409,387	100.0%
Construction Engineering (KH)			\$ 236,976	\$ 224,829	94.9%
Daniella Construction - Nightingale/LaPuerta - Townwide portion			\$ 457,222	\$ 457,222	100.0%
FPL Nightingale/LaPuerta - Townwide Portion			\$ 85,796	\$ 85,796	100.0%
Comcast Nightingale/LaPuerta - Townwide Portion			\$ 8,885	\$ 8,885	100.0%
AT&T Nightingale/LaPuerta Townwide Portion			\$ 30,555	\$ 30,555	100.0%
Billing for Arnold Fisher relocate transformer Deanna Davis and Cohlan			\$ (17,647)	(17,647)	100.0%
Total Phase 3 North Construction	\$ 3,700,000	\$ 5,300,000	\$ 5,451,576	\$ 5,430,692	99.6%
Phase 3 South Construction	\$ 6,090,000	\$ 8,875,000			
Preconstruction			\$ 33,400	33,400	100.0%
Construction			\$ 8,029,385	2,344,193	29.2%
Owner supplied Pipe			\$ 118,315	118,315	100.0%
FPL Construction			\$ 562,000	562,905	100.2%
FPL Design Cost			\$ 11,359	15,808	139.2%
FPL - 101 El Brillo			\$ 10,875	10,875	100.0%
J Box Installation			\$ 14,636	14,636	100.0%
ATT Design and Construction Cost			\$ 425,000	5,000	1.2%
Comcast Design and Construction Cost			\$ 195,128	3,128	1.6%
Construction Engineering (KH)			\$ 322,540	152,316	47.2%
Total Phase 3 South Construction	\$ 6,090,000	\$ 8,875,000	\$ 9,722,638	\$ 3,260,576	33.5%
Easement Acquisition/Abandonment	\$ 260,000	\$ 330,000			
<i>Kimley Horn Easement Assistance</i>					
Task 1 Easement Assistance North and South			\$ 273,390	\$ 271,663	99.4%
Easement Amendment			\$ 49,285	\$ 49,198	99.8%
<i>Surveys</i>					
Recording Costs				\$ 5,067	
Easement Abandonment			\$ 8,150	\$ 7,645	
Total Easement Acquisition Costs	\$ 260,000	\$ 330,000	\$ 330,825	\$ 333,574	100.8%
Total Phase 3 Costs	\$10,910,000	\$15,400,000	\$ 16,399,544	\$ 9,918,553	60.5%

Underground Utility Project Budget
Phase 4 Project Costs
March 31, 2022

	Original OPC	Dec 2019 OPC	Budget	Actual	% Expended
Phase 4 Design					
Kimley Horn					
Task 1.1 Phase 4 North Design	\$ 402,000		\$ 312,317	312,317	100.0%
Task 1.2 Phase 4 South Design	\$ 413,000		\$ 451,284	451,284	100.0%
Task 1.3 Permitting Assistance			\$ 14,468	14,468	100.0%
Task 1.4 Bid Phase Assistance			\$ 37,899	37,899	100.0%
Task 1.6 Meetings			\$ 77,911	77,383	99.3%
Total Phase 4 Design	\$ 815,000	\$ 894,000	\$ 893,879	893,351	99.9%
Construction Costs					
Phase 4 North Construction	4,605,000	6,275,000			
Preconstruction			\$ 22,270	22,270	100.0%
Construction Costs			\$ 5,061,056	3,754,483	74.2%
Owner Supplied Pipe and Vaults				148,998	
FPL BCE			\$ 91,543	91,543	100.0%
FPL Design Cost			\$ 12,757	12,850	100.7%
ATT Design Cost				5,000	
Comcast Design Cost			\$ 173,151	173,151	
Utility Costs (FPL, Comcast, AT&T)					
Street Light Conversion FPL				4,222	
Construction Engineering (KH)			\$ 324,309	194,655	60.0%
Total Phase 4 North Construction	\$ 4,605,000	\$ 6,275,000	\$ 5,685,086	4,407,172	77.5%
Phase 4 South Construction	4,710,000	7,640,000			
Preconstruction			\$ 34,800	34,800	100.0%
Construction			\$ 8,803,506	81,949	0.9%
Construction with Lake Drive Park			\$ 320,311	363,499	113.5%
Owner Supplied Pipes				2,170	
FPL Design Cost			\$ 13,160	1,350	10.3%
ATT Design Cost				5,000	
Comcast Design Cost				3,128	
Kimley Horn - Design services Hibiscus Ave			\$ 12,047	9,890	82.1%
Utility Costs (FPL, Comcast, AT&T)			\$ 1,148,441	1,148,441	100.0%
Construction Engineering (KH)			\$ 333,659	32,885	9.9%
Total Phase 4 South Construction	\$ 4,710,000	\$ 7,640,000	\$ 10,665,924	1,683,112	15.8%
Easement Acquisition/Abandonment	\$ 240,000	\$ 411,000			
<i>Kimley Horn Easement Assistance</i>					
Easement Assistance (KH)			\$ 280,270	280,254	100.0%
Easement Assistance (KH) -- Switches			\$ 67,747	67,231	99.2%
Easement Assistance (KH)			\$ 59,369	37,607	63.3%
<i>Surveys</i>					
Legal Sketch			\$ 38,230	38,092	99.6%
Legal Sketch - Switches			\$ 4,967		
Jones Foster - Legal					
Recording Costs				5,629	
Easement Abandonment					
Total Easement Acquisition Costs	\$ 240,000	\$ 411,000	\$ 450,583	428,812	95.2%
Total Phase 4 Costs	\$ 10,370,000	\$ 15,220,000	\$ 17,695,472	7,412,447	41.9%

Underground Utility Project Budget
Phase 5 Project Costs
March 31, 2022

	Original OPC	Dec 2019 OPC	Budget	Actual	% Expended
Phase 5					
Kimley Horn					
Task 1.1 Phase 5 North Design	\$ 520,000		\$ 454,210	\$ 454,210	100.0%
Task 1.2 Phase 5 South Design	\$ 600,000		\$ 606,951	\$ 606,951	100.0%
Task 1.3 Permitting Assistance North/South			\$ 17,100	\$ 17,100	100.0%
Task 1.4 Bid Phase Assistance North/South			\$ 37,899	\$ 37,899	100.0%
Task 1.6 Meetings North/South			\$ 77,911	\$ 77,905	100.0%
Total Phase 5 Design	\$ 1,120,000	\$ 1,195,000	\$ 1,194,071	\$ 1,194,065	100.0%
Construction Costs					
Phase 5 North Construction	\$ 5,890,000	\$ 8,055,000			
Preconstruction			\$ 59,100	59,100	100.0%
Construction			\$ 6,416,942		0.0%
Construction Manager			\$ 940,702	75,256	8.0%
Utility Costs (FPL, Comcast, AT&T)			\$ 67,157	67,157	100.0%
AT&T Design			\$ 5,000	5,000	100.0%
FPL Design Costs			\$ 16,223	30,330	187.0%
Reimburse Caren and Gary Marder work performed			\$ 6,100	6,100	100.0%
Construction Engineering (KH)			\$ 334,157	41,506	12.4%
Total Phase 5 North Construction	\$ 5,890,000	\$ 8,055,000	\$ 7,845,381	\$ 284,449	3.6%
Phase 5 South Construction	\$ 6,750,000	\$ 10,545,000			
Preconstruction			\$ 59,100	59,100	100.0%
Construction			\$ 6,629,361		0.0%
Infrastructure from Phase 4 south bid			\$ 163,350		0.0%
Construction Manager			\$ 979,098	39,164	4.0%
Utility Costs (FPL, Comcast, AT&T)			\$ 365,720	365,720	100.0%
AT&T Design			\$ 5,000	5,000	100.0%
FPL Design Costs			\$ 19,283	20,633	107.0%
Construction Engineering (KH)			\$ 334,159	26,757	8.0%
Total Phase 5 South Construction	\$ 6,750,000	\$ 10,545,000	\$ 8,555,071	\$ 516,374	6.0%
Easement Acquisition/Abandonment	\$ 330,000	\$ 365,000			
<i>Kimley Horn Easement Assistance</i>					
Easement Assistance			\$ 218,600	\$ 218,536	100.0%
Easement Assistance			\$ 81,086	\$ 77,963	96.1%
<i>Surveys</i>					
Legal Sketch			\$ 41,080	\$ 32,130	78.2%
Jones Foster - Legal					
Legal Ads				\$ 327	
Recording Costs				\$ 5,261	
Easement Abandonment				\$ -	
Total Easement Acquisition Costs	\$ 330,000	\$ 365,000	\$ 340,766	\$ 334,217	98.1%
FEMA Grant		\$ (8,465,355)			
Total Phase 5 Costs	\$ 14,090,000	\$ 11,694,645	\$ 17,935,288	\$ 2,329,105	13.0%

Underground Utility Project Budget
Phase 6 Project Costs
March 31, 2022

	OPC	Dec 2019 OPC	Budget	Actual	% Expended
Phase 6 Design					
Kimley Horn					
Task 1.1 Phase 6 North Design	\$ 420,000		\$ 475,019	\$ 451,268	95.0%
Task 1.2 Phase 6 South Design	\$ 940,000		\$ 826,551	\$ 785,223	95.0%
Task 1.3 Permitting Assistance North/South			\$ 17,694		0.0%
Task 1.4 Bid Phase Assistance North/South			\$ 35,938	\$ 8,985	0.0%
Task 1.6 Meetings North			\$ 84,791	\$ 85,151	100.4%
Total Phase 6 Design	\$ 1,360,000	\$ 1,440,000	\$ 1,439,993	\$ 1,330,627	92.4%
Utility and Construction Costs					
Phase 6 North Construction	\$ 4,790,000	\$ 6,615,000			
Preconstruction			\$ 24,270		
Construction					
Approved Change Orders					
FPL Design Cost			\$ 15,868	29,198	184.0%
ATT Design Cost					
Comcast Design Cost					
Utility Costs (FPL, Comcast, AT&T)					
Construction Engineering (KH)					
Total Phase 6 North Construction	\$ 4,790,000	\$ 6,615,000	\$ 40,138	\$ 29,198	72.7%
Phase 6 South Construction	\$ 10,270,000	\$ 12,298,000			
Preconstruction			\$ 24,270		
Construction					
Approved Change Orders					
FPL Design Cost			\$ 29,924	29,924	100.0%
ATT Design Cost			\$ 10,000	10,000	100.0%
Comcast Design Cost					
Utility Costs (FPL, Comcast, AT&T)					
Construction Engineering (KH)					
Total Phase 6 South Construction	\$ 10,270,000	\$ 12,298,000	\$ 64,194	\$ 39,924	62.2%
Easement Acquisition/Abandonment	\$ 400,000	\$ 447,000			
<i>Kimley Horn Easement Assistance</i>					
Easement Assistance			\$ 351,594	\$ 286,543	81.5%
<i>Surveys</i>					
Legal Sketch			\$ 58,415	\$ 22,968	39.3%
Legal Ads				\$ 113	
Recording Costs				\$ 2,364	
Easement Abandonment				\$ -	
Total Easement Acquisition Costs	\$ 400,000	\$ 447,000	\$ 410,009	\$ 311,988	76.1%
Total Phase 6 Costs	\$ 16,820,000	\$ 20,800,000	\$ 1,954,334	\$ 1,711,736	87.6%

Underground Utility Project Budget
Phase 7 Project Costs
March 31, 2022

	OPC	Dec 2019 OPC	Budget	Actual	% Expended
Phase 7 Design					
Kimley Horn					
Task 1.1 Phase 7 North Design	\$ 450,000		\$ 492,488	\$ 196,995	40.0%
Task 1.2 Phase 7 South Design	\$ 480,000		\$ 630,830	\$ 252,332	40.0%
Task 1.3 Bid Phase Assistance North and South			\$ 35,938		0.0%
Task 1.4 Meetings North and South			\$ 77,616	\$ 21,192	27.3%
Total Phase 7 Design	\$ 930,000	\$ 1,237,000	\$ 1,236,872	\$ 470,519	38.0%
Utility and Construction Costs					
Phase 7 North Construction	\$ 5,140,000	\$ 7,005,000			
Preconstruction					
Construction					
Approved Change Orders					
FPL Design Cost			\$ 15,806	27,165	171.9%
ATT Design Cost					
Comcast Design Cost					
Utility Costs (FPL, Comcast, AT&T)					
Construction Engineering (KH)					
Total Phase 7 North Construction	\$ 5,140,000	\$ 7,005,000	\$ 15,806	\$ 27,165	171.9%
Phase 7 South Construction	\$ 5,380,000	\$ 7,320,000			
Preconstruction					
Construction					
Approved Change Orders					
FPL Design Cost			\$ 19,953	19,953	100.0%
ATT Design Cost					
Comcast Design Cost					
Utility Costs (FPL, Comcast, AT&T)					
Construction Engineering (KH)					
Total Phase 7 South Construction	\$ 5,380,000	\$ 7,320,000	\$ 19,953	\$ 19,953	100.0%
Easement Acquisition/Abandonment	\$ 280,000	\$ 348,000			
<i>Kimley Horn Easement Assistance</i>					
Easement Assistance			\$ 346,459	\$ 113,075	32.6%
Surveys					
Legal Sketch					
Legal Ads				\$ 113	
American Acquisition Group					
Temp Services					
Legal Advertising					
Recording Costs				\$ 554	
Total Easement Acquisition Costs	\$ 280,000	\$ 348,000	\$ 346,459	\$ 113,742	32.8%
Total Phase 7 Costs	\$ 11,730,000	\$ 15,910,000	\$ 1,619,090	\$ 631,379	39.0%

Underground Utility Project Budget
Phase 8 Project Costs
March 31, 2022

	OPC	Dec 2019 OPC	Budget	Actual	% Expended
Phase 8 Design					
Kimley Horn					
Task 1.1 Phase 8 Design	\$ 1,010,000	\$ 1,151,000	\$ 1,029,017	\$ 308,705	30.0%
Task 1.2 Permitting Assistance			\$ 17,694		0.0%
Task 1.3 Bid Phase Assistance			\$ 14,430		0.0%
Task 1.4 Meetings			\$ 89,778	\$ 346	0.4%
Total Phase 8 Design	\$ 1,010,000	\$ 1,151,000	\$ 1,150,919	\$ 309,051	26.9%
Utility and Construction Costs					
Phase 8 Construction	\$ 10,990,000	\$ 13,107,000			
Preconstruction					
Construction					
Approved Change Orders					
FPL Design Cost			\$ 13,160	13,160	100.0%
ATT Design Cost					
Comcast Design Cost					
Utility Costs (FPL, Comcast, AT&T)					
Construction Engineering (KH)					
Total Phase 8 North Construction	\$ 10,990,000	\$ 13,107,000	\$ 13,160	\$ 13,160	100.0%
Easement Acquisition/Abandonment	\$ 300,000	\$ 242,000			
<i>Kimley Horn Easement Assistance</i>					
Easement Assistance			\$ 227,724	\$ 130,471	57.3%
<i>Surveys</i>					
Legal Sketch					
Legal Ads				\$ 56	
American Acquisition Group					
Temp Services					
Recording Costs				\$ 122	
Total Easement Acquisition Costs	\$ 300,000	\$ 242,000	\$ 227,724	\$ 130,649	57.4%
Total Phase 8 Costs	\$ 12,300,000	\$ 14,500,000	\$ 1,391,803	\$ 452,861	32.5%

Underground Utility Project Budget
Other Project Costs
March 31, 2022

Master Plan	Budget	Actual	% Expended
Task 1.1 - Data Collection & GIS Base Mapping	\$ 88,021	\$ 88,021	100.0%
Task 1.1a Data Collection for Future Communications	\$ 23,511	\$ 23,511	100.0%
Task 1.2 - Conceptual Design and Master Plan	\$ 161,756	\$ 161,756	100.0%
Task 1.3 - Project Sequencing and Phasing	\$ 31,244	\$ 31,244	100.0%
Task 1.4 - Assessment of Traffic Impacts	\$ 77,660	\$ 77,660	100.0%
Task 1.5 - Project Delivery Methods	\$ 17,448	\$ 17,448	100.0%
Task 1.6 - Master Plan Document	\$ 45,053	\$ 45,053	100.0%
Task 1.7 - Meetings Master Planning Phase	\$ 113,135	\$ 113,123	100.0%
Task 1.8 - Master Plan Second Half	\$ 40,067	\$ 40,067	100.0%
Subtotal Master Planning	\$ 597,895	\$ 597,883	100.0%
Comcast Preplanning - Master Plan	\$ 12,015	\$ 12,015	100.0%
Assessment Costs, Fees and Discounts	\$ 786,560	\$ 786,560	100.0%
Project Manager -Pay and benefits	\$ 559,547	\$ 557,048	99.6%
Temp Services - Easement Acquisition	\$ 150,000	\$ 97,309	64.9%
Other Miscellaneous Expenses		\$ 22,716	
General Easement Assistance	\$ 24,976	\$ 24,838	99.4%
Community Outreach	\$ 282,519	\$ 223,214	79.0%
Peer Review Study - Patterson & Dewar (\$50,000 Offsetting Revenue)	\$ 100,000	\$ 100,000	100.0%
Total Other Project Costs	\$ 2,513,512	\$ 2,421,583	96.3%

Debt Service and Related Debt Issuance Costs

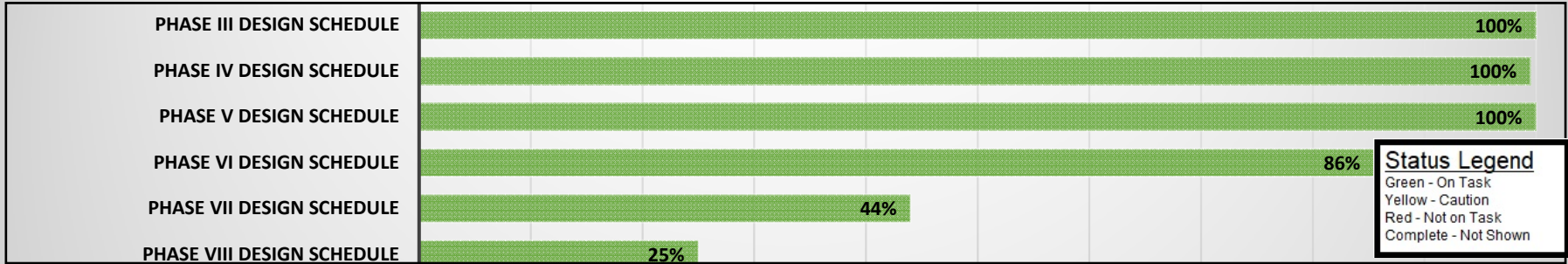
	Budget	Actual	% Expended
Commercial Paper Issuance Cost	\$ 260,116	\$ 260,116	100.0%
Commercial Paper Interest	\$ 243,096	\$ 243,096	100.0%
Arbitrage Rebate Calculation	\$ 2,500	\$ 1,400	56.0%
Debt Service Fees	\$ 2,000	\$ -	0.0%
GO Bond Closing Costs 2018	\$ 488,271	\$ 487,471	99.8%
GO Bond Closing Costs 2021	\$ 202,169	\$ 202,380	100.1%
GO Bond Debt Service	\$ 13,345,005	\$ 10,586,462	79.3%
Total Debt Service and Related Debt Issuance Costs	\$ 14,543,157	\$ 11,780,924	81.0%

Related Costs Outside of the Underground Project Budget

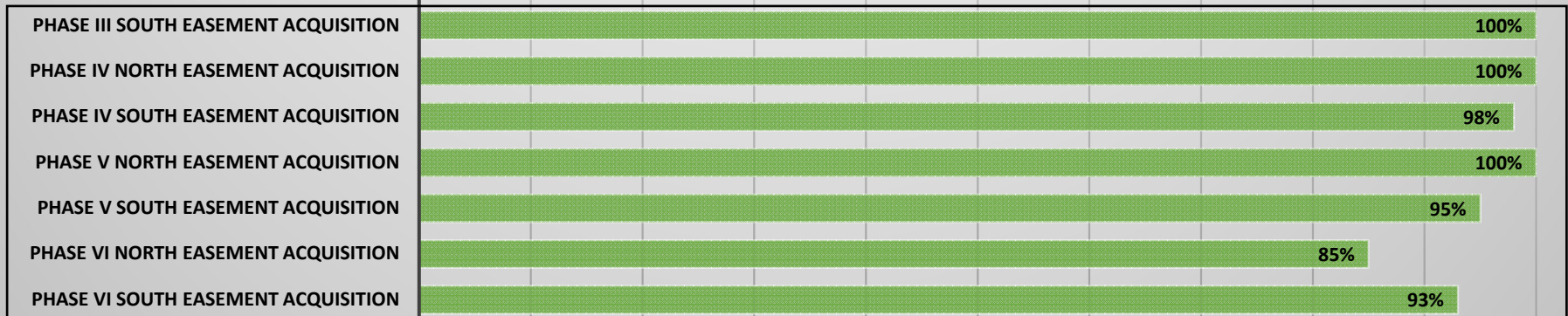

	Budget	Actual	% Expended
Costs paid from (307) Fund CIP			
Underground City of Lake Worth Section			
Project Design	\$ 25,231	\$ 24,430	96.8%
Project Construction	\$ 351,081	\$ 346,124	98.6%
Project Construction Engineering	\$ 11,607	\$ 12,849	110.7%
Utility Cost (FPL, Comcast, AT&T)	\$ 134,333	\$ 127,531	94.9%
Project Meeting Attendance	\$ 3,334	\$ 2,914	87.4%
Total Lake Worth Section	\$ 525,586	\$ 513,847	97.8%
Ibis Way PGD Improvements	\$ 14,583	\$ 14,583	100.0%
General Fund Costs			
Goldmacher v TPB Legal and Other Costs		\$ 183,701	
Kosberg v TPB Legal and Other Costs		\$ 607,692	
PBT Real Estate v TPB		\$ 188,594	
Gardner, Bist Bowden, Bush (Shef Wright)		\$ 24,799	
Telecommunications Consultant	\$ 89,000	\$ 83,210	93.5%
Peter Brandt (Contract Negotiations)	\$ 35,000	\$ 23,735	67.8%
Total Related Costs Outside of the Budget	\$ 664,169	\$ 1,640,162	246.9%

Town of Palm Beach - Underground Utility Project Dashboard - March 2022

0% 10% 20% 30% 40% 50% 60% 70% 80% 90% 100%



Status Legend
 Green - On Task
 Yellow - Caution
 Red - Not on Task
 Complete - Not Shown



THE GOOD, THE BAD AND THE UGLY The pace for easement acquisition has increased significantly.