



TOWN HALL SQUARE AND MEMORIAL FOUNTAIN

Town of Palm Beach and Town of Palm Beach Centennial Commission

SMI LANDSCAPE ARCHITECTURE








VIEW LOOKING WEST



VIEW LOOKING EAST



LOCATION OF WALL OPENING
TO ACCOMODATE STEPS -
HIDDEN BY BOWL














FIELD VERIFY ALL DIMENSIONS




1 Existing North Elevation
SCALE: NTS



3 Proposed North Elevation
SCALE: NTS



2 Existing South Elevation
SCALE: 3/8" = 1'-0"



4 Proposed South Elevation
SCALE: 3/8" = 1'-0"

- ABBREVIATIONS KEY
SMI = SMI Landscape Architecture
HS = hardscape
LS = landscape
LA = Landscape Architect
DR = Dominican Republic
TC = Terra Cotta
thk = thick
TYP = typical
MIN = minimum
MAX = maximum
DIA = diameter
HT = height
TBD = to be determined
GRADING
ELEV = elevation
FFE = Finished Floor Elevation
TOW = top of wall
TOS = top of step
BOS = bottom of step



Town Hall Square and Memorial Fountain

Palm Beach, FL

HARDSCAPE MOCK-UPS TO BE APPROVED BY OWNER / LA PRIOR TO INSTALLATION

SMI shall retain all common law, statutory and other reserved rights, including the copyright for these drawings. These drawings shall not be used by the recipients or others except by agreement in writing and with appropriate compensation, waiver of claims, and indemnification to SMI


NOTE:
-FOOTINGS FOR ALL STRUCTURES TO BE AT LEAST 3 BELOW GRADE TO ALLOW FOR PLANTINGS / ROOT BALLS

NO.	DATE	DESCRIPTION
REVISIONS		
	COA-045-2018	
	Z-18-00144	

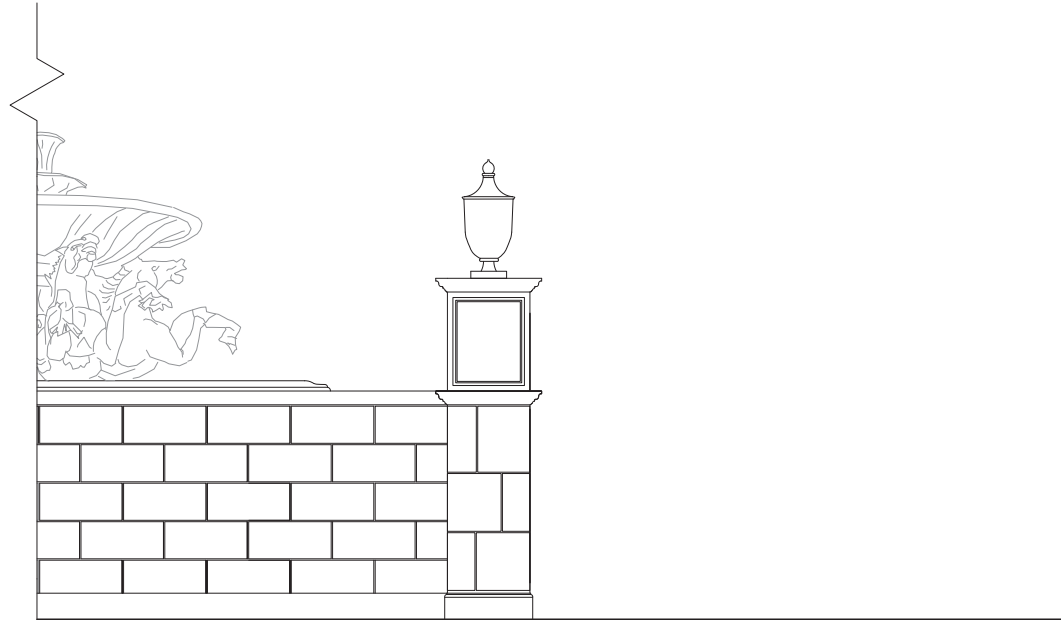
SMI
LANDSCAPE ARCHITECTURE
140 Royal Palm Way, Suite #206, Palm Beach, Florida 33480
Telephone: 561-655-9006 Fax: 561-655-9007
eMail: smila@bellsouth.net www.smla.net
FL registration #223

TITLE		
Hardscape Details		
SCALE	PROJECT NO.	
As Noted	0000	
DATE:	PRJCT MNGR:	CHECKED:
09-17-2018	BSV	.
SEAL	DRAWING NO.	
	L- 2 SHEET 3 OF 7	


FIELD VERIFY ALL DIMENSIONS



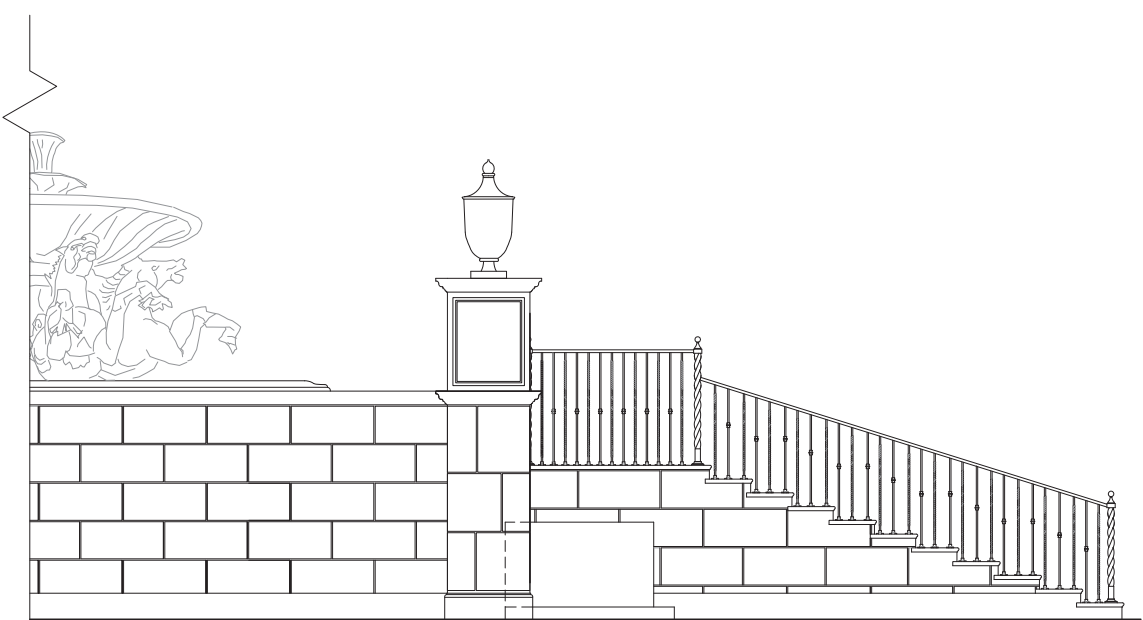
1 Existing East Elevation
L-3 (at south end of fountain/
no change beyond south wall) SCALE: 3/8" = 1'-0"



2 Existing West Elevation
L-3 (at south end of fountain/
no change beyond south wall) SCALE: 3/8" = 1'-0"



3 Proposed East Elevation
L-3 (at south end of fountain/
no change beyond south wall) SCALE: 3/8" = 1'-0"



4 Proposed West Elevation
L-3 (at south end of fountain/
no change beyond south wall) SCALE: 3/8" = 1'-0"

ABBREVIATIONS KEY
SMI = SMI Landscape Architecture
HS = hardscape
LS = landscape
LA = Landscape Architect
DR = Dominican Republic
TC = Terra Cotta
thk = thick
TYP = typical
MIN = minimum
MAX = maximum
DIA = diameter
HT = height
TBD = to be determined
GRADING
ELEV = elevation
FFE = Finished Floor Elevation
TOW = top of wall
TOS = top of step
BOS = bottom of step



Town Hall Square and Memorial Fountain

Palm Beach, FL

HARDSCAPE MOCK-UPS TO BE APPROVED BY OWNER / LA PRIOR TO INSTALLATION

SMI shall retain all common law, statutory and other reserved rights, including the copyright for these drawings. These drawings shall not be used by the recipients or others except by agreement in writing and with appropriate compensation, waiver of claims, and indemnification to SMI

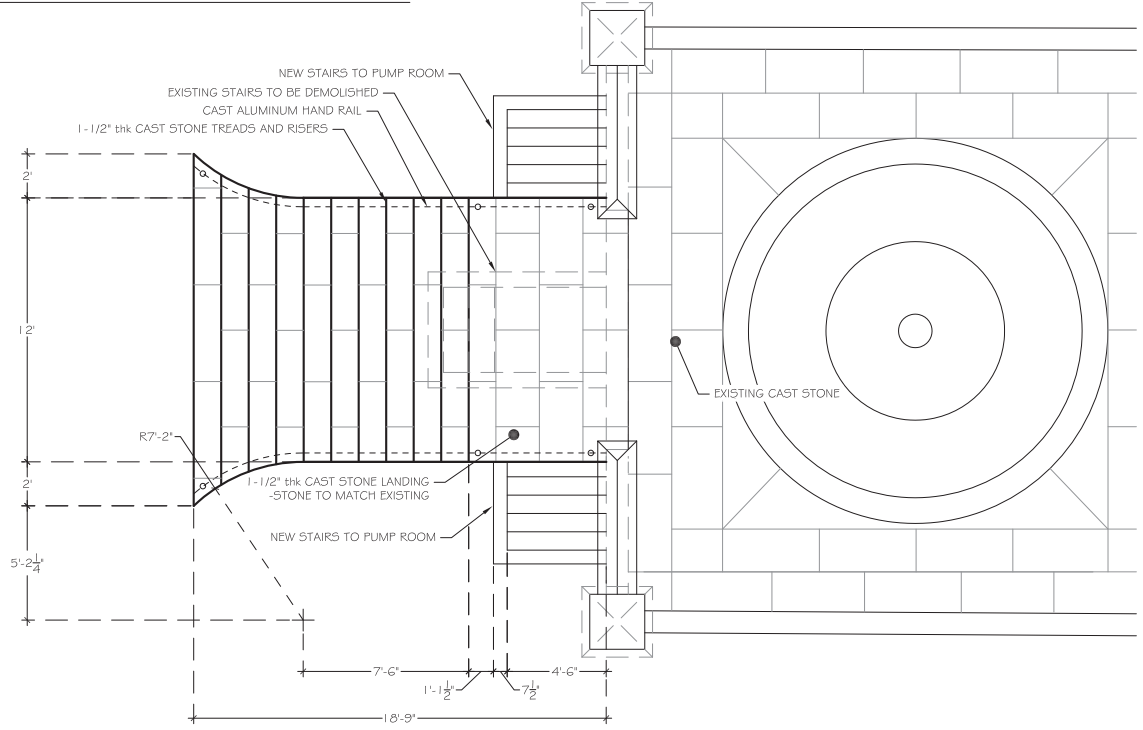
NOTE:
-FOOTINGS FOR ALL STRUCTURES TO BE AT LEAST 3 BELOW GRADE TO ALLOW FOR PLANTINGS / ROOT BALLS

NO.	DATE	DESCRIPTION
REVISIONS		
	COA-045-2018	
	Z-18-00144	

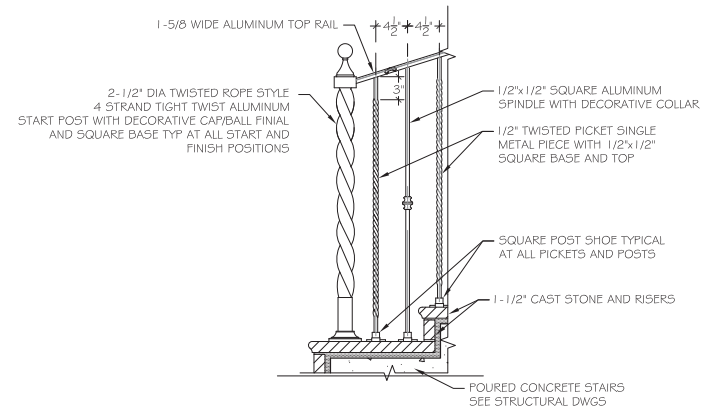
SMI
LANDSCAPE ARCHITECTURE
140 Royal Palm Way, Suite #206, Palm Beach, Florida 33480
Telephone: 561-655-9006 Fax: 561-655-9007
eMail: smila@bellsouth.net www.smla.net
FL registration #223

TITLE		
Hardscape Details		
SCALE	PROJECT NO.	
As Noted	0000	
DATE:	PRJCT MNGR:	CHECKED:
09-17-2018	BSV	.
SEAL	DRAWING NO.	
	L- 3 SHEET 4 OF 7	

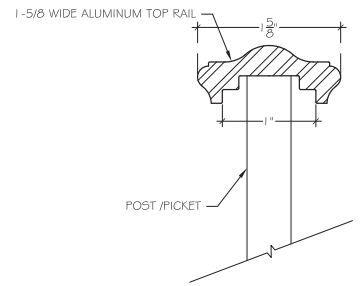
FIELD VERIFY ALL DIMENSIONS



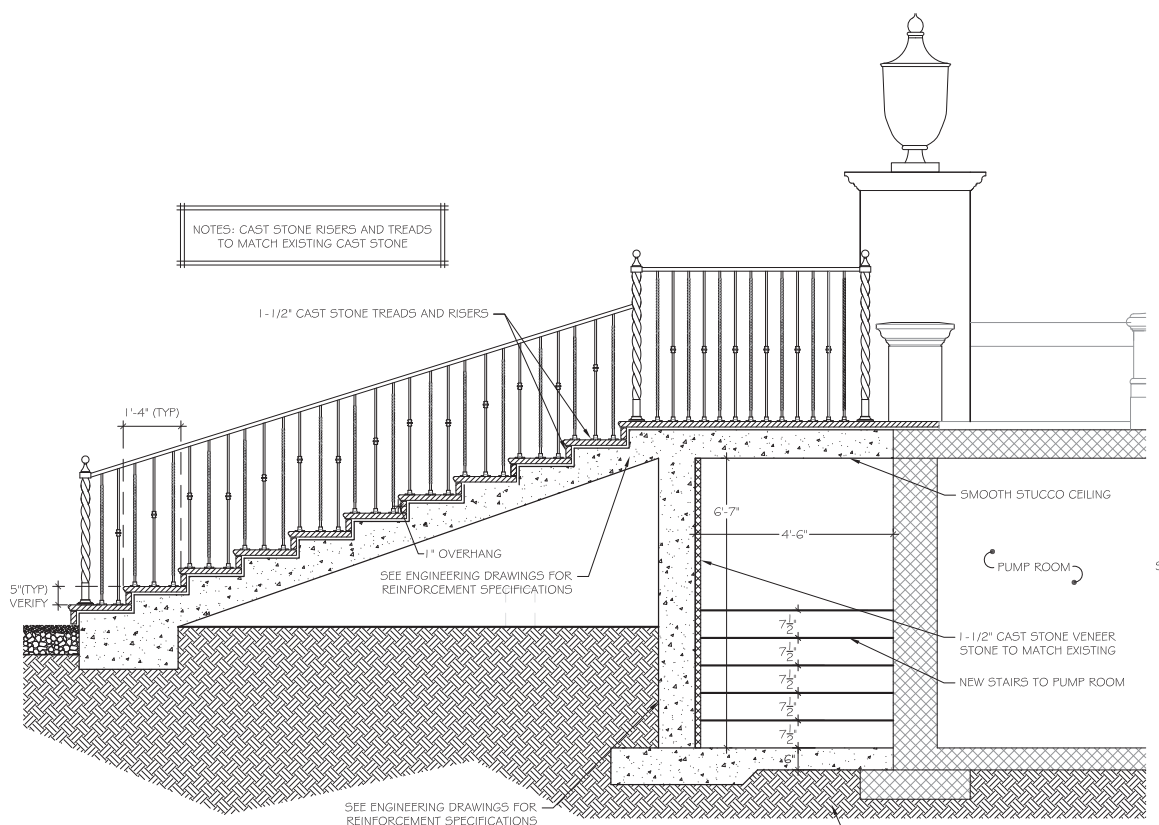
1 PROPOSED SITE PLAN
L-4
SCALE: 1/4" = 1'-0"



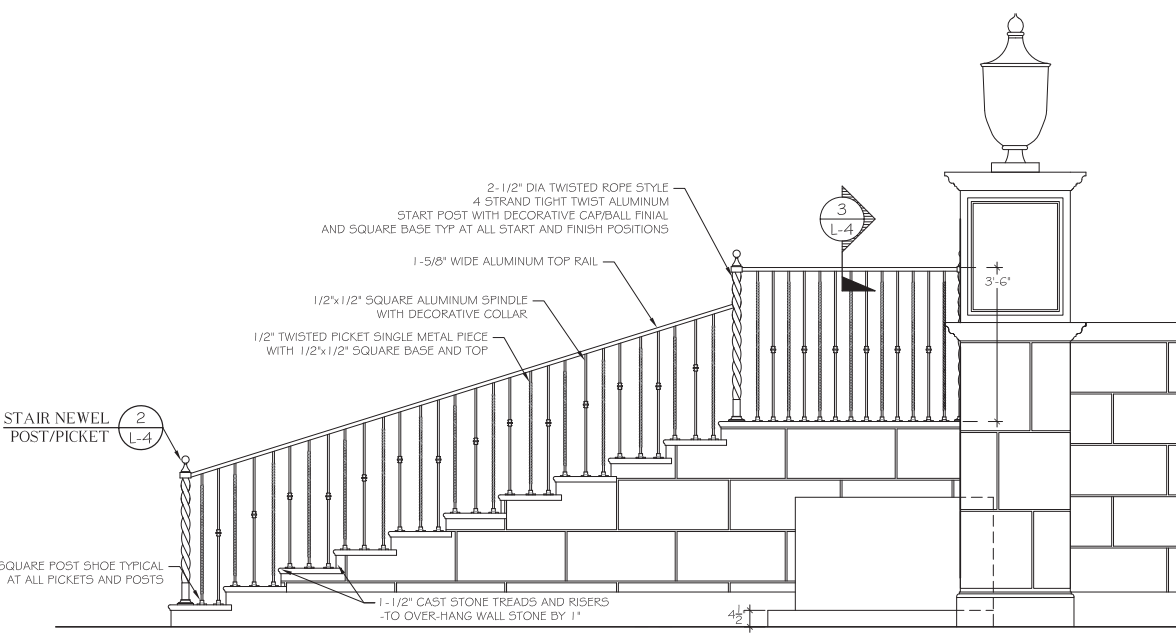
2 STAIR NEWEL POST/PICKET
L-4
SCALE: 1" = 1'-0"



3 STAIR HAND RAIL
L-4
SCALE: 1'-0" = 1'-0"



4 SECTION CUT
L-4
SCALE: 1/2" = 1'-0"



5 EAST ELEVATION
L-4
SCALE: 1/2" = 1'-0"

Town Hall Square and Memorial Fountain

Palm Beach, FL

HARDSCAPE MOCK-UPS TO BE APPROVED BY OWNER / LA PRIOR TO INSTALLATION

SMI shall retain all common law, statutory and other reserved rights, including the copyright for these drawings. These drawings shall not be used by the recipients or others except by agreement in writing and with appropriate compensation, waiver of claims, and indemnification to SMI

NOTE:
-FOOTINGS FOR ALL STRUCTURES TO BE AT LEAST 3 BELOW GRADE TO ALLOW FOR PLANTINGS / ROOT BALLS

NO.	DATE	DESCRIPTION
1	09-17-2018	COA-045-2018
2	09-17-2018	Z-18-00144

SMI

LANDSCAPE ARCHITECTURE
140 Royal Palm Way, Suite #206, Palm Beach, Florida 33480
Telephone: 561-655-9006 Fax: 561-655-9007
eMail: smila@bellsouth.net www.smla.net
FL registration #223


TITLE		
Hardscape Details		
SCALE	PROJECT NO.	
	0000	
DATE	PRJCT MNGR	CHECKED
09-17-2018	BSV	.
SEAL	DRAWING NO.	
	L- 4	
	SHEET 5 OF 7	



FIELD VERIFY ALL DIMENSIONS



EXISTING SOUTH SIDE ELEVATION



- ABBREVIATIONS KEY
SMI = SMI Landscape Architecture
HS = landscape
LS = landscape
LA = Landscape Architect
DR = Dominican Republic
TC = Terra Cotta
thk = thick
TYP = typical
MIN = minimum
MAX = maximum
DIA = diameter
HT = height
TBD = to be determined
GRADING
ELEV = elevation
FFE = Finished Floor Elevation
TOW = top of wall
TOS = top of step
BOS = bottom of step



1 SOUTH SIDE SECTION CUT
L-5
SCALE: 1/2" = 1'-0"

Town Hall
Square
and
Memorial
Fountain

Palm Beach, FL

HARDSCAPE MOCK-UPS TO BE APPROVED
BY OWNER / LA PRIOR TO INSTALLATION

SMI shall retain all common law, statutory and other reserved rights, including the copyright for these drawings. These drawings shall not be used by the recipients or others except by agreement in writing and with appropriate compensation, waiver of claims, and indemnification to SMI

NOTE:
-FOOTINGS FOR ALL STRUCTURES TO BE AT
LEAST 3 BELOW GRADE TO ALLOW FOR
PLANTINGS / ROOT BALLS

NO.	DATE	DESCRIPTION
REVISIONS		
		COA-045-2018
		Z-18-00144

SMI
LANDSCAPE ARCHITECTURE
140 Royal Palm Way, Suite #206, Palm Beach, Florida 33480
Telephone: 561-655-9006 Fax: 561-655-9007
eMail: smila@bellsouth.net www.smila.net
FL registration #223

TITLE		
Hardscape Details		
SCALE	PROJECT NO.	
As Noted	0000	
DATE:	PRJCT MNGR:	CHECKED:
09-17-2018	BSV	.
SEAL	DRAWING NO.	
	L- 5 SHEET 6 OF 7	

FIELD VERIFY ALL DIMENSIONS



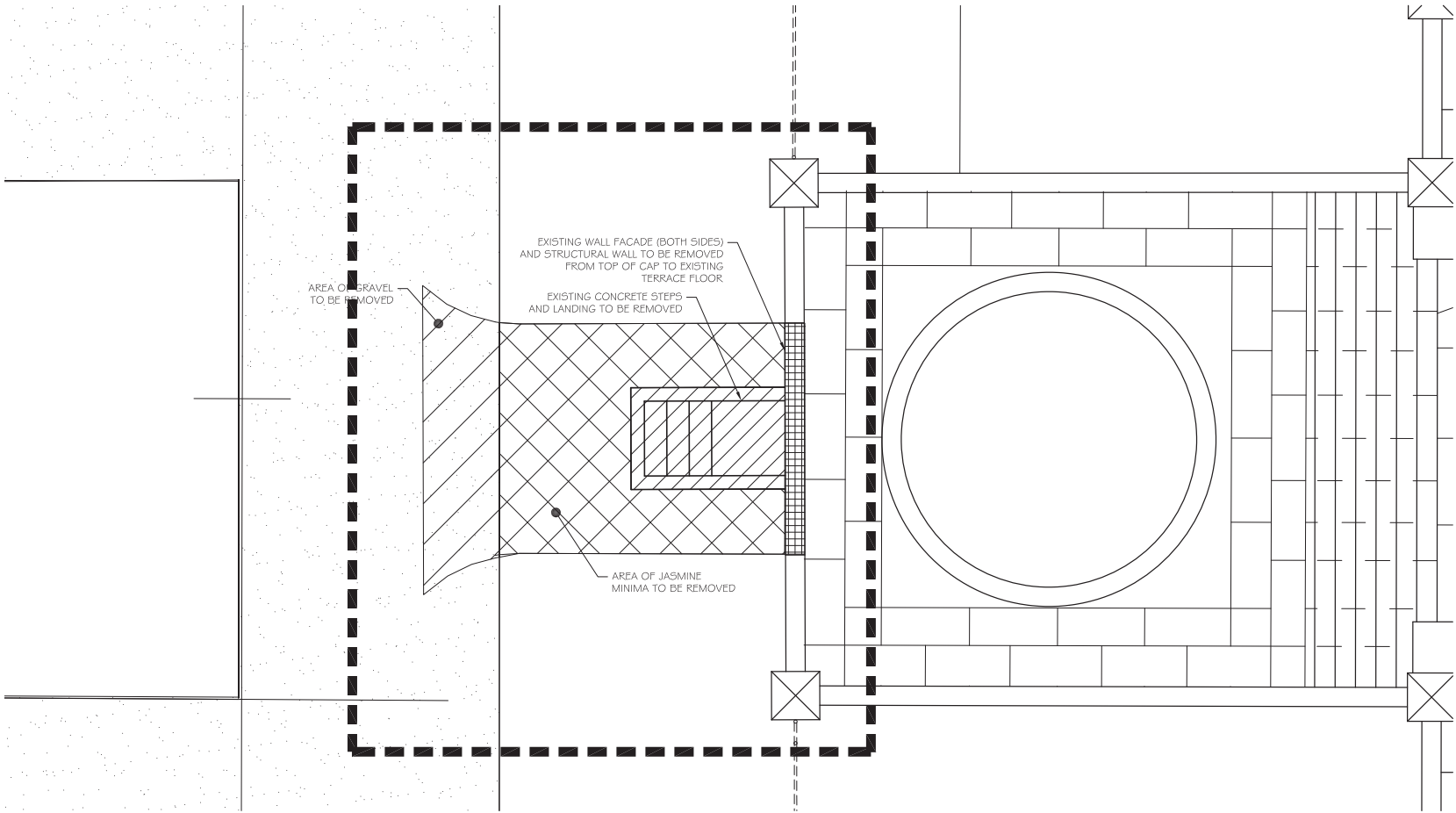
SOUTH SIDE REMOVAL
SCALE: NTS




SOUTH SIDE WALL
REMOVAL
SCALE: NTS



PUMP ROOM STAIR
REMOVAL
SCALE: NTS



Plan View of Material Removals
1/4" = 1'-0"



South Elevation Material
Removals
1/4" = 1'-0"

ABBREVIATIONS KEY
SMI = SMI Landscape Architecture, Inc.
HS = HandScape
LS = LandScape
LA = Landscape Architect
DR = Dominican Republic
TC = Terra Cotta
THK = Thick
TYP = Typical
MIN = Minimum
MAX = Maximum
DIA = Diameter
HT = Height
TBD = To Be Determined
GRADING
ELEV = Elevation
FFE = Finished Floor Elevation
TOW = Top Of Wall
TOS = Top Of Step
BOS = Bottom Of Step

LANDSCAPE ARCHITECT TO APPROVE
LAYOUT OF ALL HARDSCAPE MATERIAL
PRIOR TO INSTALLATION



Town Hall Square and Memorial Fountain

Palm Beach, FL

SMI shall retain all common law, statutory and other reserved rights, including the copyright for these drawings. These drawings shall not be used by the recipients or others except by agreement in writing and with appropriate compensation, waiver of claims, and indemnification to SMI

NOTE:
-FOOTINGS FOR ALL STRUCTURES TO BE AT
LEAST 3 BELOW GRADE TO ALLOW FOR
PLANTINGS / ROOT BALLS

NO.	DATE	DESCRIPTION
REVISIONS		
		COA-045-2018
		Z-18-00144

SMI
LANDSCAPE ARCHITECTURE
140 Royal Palm Way, Suite #206, Palm Beach, Florida 33480
Telephone: 561-655-9006 Fax: 561-655-9007
eMail: smila@bellsouth.net www.smla.net
FL registration #223

TITLE		
Material Removals Plan		
SCALE	PROJECT NO.	
1/4" = 1'-0"	0000	
DATE:	PRJCT MNGR:	CHECKED:
09-17-2018	BSV	.
SEAL	DRAWING NO.	
	R-1 SHEET 7 OF 7	