

TOWN OF PALM BEACH

Information for Town Council Meeting on: December 8, 2020

To: Mayor & Town Council

Via: Kirk W. Blouin, Town Manager

From: Steven Stern, Underground Utilities Project Manager

Re: Utility Undergrounding Project Status Report

Date: November 25, 2020

I. COMMUNICATIONS:

A. Community Meetings:

Coffee with the Crew meetings are postponed until further notice.

B. Significant Postal Mail or E-mail

Phases 6N & 6S easement request letters were mailed the last week of November to the address of record for Priority 1 & 2 locations.

II. PROGRESS SUMMARY:

Overall Townwide Construction Progress. 7 of 15 Construction Zones are either complete or in progress/funded for construction, inclusive of Phases 1N, 1S, 2N, 2S, 3N, 3S & 4N*.

A. Construction Progress:

Phase 1 North:

From the Inlet south to Onondaga Ave.

- Complete, March 30, 2019

Phase 1 South:

From southern Town limits north to Sloan's Curve.

- Complete, April 3, 2020
-

Phase 2 North Construction:

From Esplanade Way to Ocean Terrace.

- Complete, October 29, 2020
- Easement Abandonment is this month's (December 2020) TC Agenda.

Phase 2 South Construction:

From Sloan's' Curve to the intersection of S. Ocean Blvd & S. County Road

- Phase 2 South, the project is 30% complete.
- The crews continue to work in the area of the Southern Blvd traffic circle. Preparing to work in the northern area of this construction zone, the crews are now contacting properties along the N Ocean Blvd and the side streets.

Phase 3 North Construction:

From Osceola Way to the north side of La Puerta Way

- Phase 3 North, the project is 86% complete.
- FPL orders to energize the new underground system are pending.
- ATT & Comcast install activities are in progress.

Phase 3 South:

From S. Ocean Blvd & S. County Road to the Alleyway south of Worth Ave.

- Phase 3 South construction has not started - 0% complete.
- Town continues to pursue remaining outstanding easements.
- Two (2) Chicanes are planned:
 - Via Marina west of Middle Rd - Transformer for 70 Middle Road
 - El Brillo - Transformer for 640 S Ocean Blvd

Phase 4 North:

From south side of La Puerta Way to north side of List Road.

- Bid Package Approval is this month's (December 2020) TC Agenda*.
 - Demonstration chicane deployment pending installation, 5 are planned:
 1. Colonial Lane
 2. Monterey Road (West)
 3. Monterey Road (East)
 4. Orange Grove Road
 5. List Road
-

B. Design & Easement Progress:

Overall Townwide Design Progress. 15 of 15 Construction Zones are either complete or in progress/funded for design.

Phase 4 South:

From Peruvian Ave north to Royal Palm Way & the Town Docks.

- Design is 70% complete.
- 53 of 62 easements are recorded or verbally approved.
- Easement acquisition is behind schedule – Master Plan start was May 2020.
- Sample transformer deployment pending in the right of way (utility strip) adjacent to 134 Australian Ave. The sidewalk will be modified and landscape provided.
- A street rendering is included within your backup materials illustrating the 100 block of Australian Ave. Transformers, vaults and communications pedestals are shown in the utility strip.
- The design for the five (5) S. Lake Drive FPL PME switch equipment is included within your backup materials. The design illustrates the design and locations of 3 planned chicanes. The chicanes in this area do not impact traffic flow, but each requires elimination of 1 parking location.

Phase 5 North:

From Country Club Road to Southland Road.

- Design is 46% complete and falling behind schedule due to slow easement acquisition progress.
- 37 of 108 easements are recorded or verbally approved.
- Start of Construction planned for September 2021, originally May 2021.

Phase 5 South:

From South Lake Drive/Hibiscus Ave & Peruvian Ave/Royal Palm Way, properties between the Intracoastal waterway and the Atlantic Ocean & from Royal Palm Way to Seaspray Ave.

- Design is 44% complete and falling behind schedule due to slow easement acquisition progress.
- 35 of 90 easements are recorded or verbally approved.
- Start of Construction planned for September 2021, originally May 2021.

Phase 6 North:

From Chateaux Drive & Kawama Lane to the south side of Plantation Road.

- Design is 22% complete and on schedule.
 - Easement acquisition has started, Dec 2020.
-

Phase 6 South:

Seaspray Ave to the south of Royal Poinciana Way.

- Design is 21% complete and on schedule.
- Easement acquisition has started, Dec 2020.

Phase 7 North:

Palm Beach Country Club north to the south side of List Road.

- Design is 3% complete and on schedule.
- Easement acquisition has not started.

Phase 7 South:

Atlantic Ave north to Via Los Incas & Sanford Ave

- Design is 2% complete and on schedule.
- Easement acquisition has not started.

Phase 8:

Royal Poinciana Way north to Everglade Ave

- Design is 1% complete and on schedule.
- Easement acquisition has not started.

III. FINANCIAL SUMMARY:**A. FEMA Grant Update:**

On July 22, 2020, the Town submitted to the Florida Department of Emergency Management its Phase 5 budget modification and period of performance extension request.

- The Town reported the revised project budget for the updated Kimley-Horn Engineer's Opinion of Cost (OPC) as presented to the Town Council Dec 10, 2019 based on actual costs of construction for phases of the project completed and in progress. This information was more accurate and was not available when the Town applied for the original grant.

FL DEM and FEMA review and response of the revised project budget is in progress. A reply is expected December 2020.

- A Period of Performance (PoP) extension to the grant contract was submitted. The Town requested a contract extension until May 2023. Phase 5 of the project requires an estimated 2 year construction timeline with start of construction now planned for September 2021.

FL DEM - Approved our request on November 24, 2020.

B. Project Budget Summary:

There are no significant changes since the last report. Updates include processing of vendor pay applications for design, direct material purchases and work performed in active phases. The full underground utility project financial report is provided within your backup package with the summary page shown immediately below.

**Underground Utility Project Budget
Project Financial Summary
November 30, 2020**

Expenditures	Original OPC	Dec 2019 OPC	Budget	Actual	% Expended
Phase 1	\$ 12,620,000	\$ 12,910,000	\$ 12,824,617	\$ 12,886,095	100.5%
Phase 2	\$ 9,170,000	\$ 13,470,000	\$ 12,907,271	\$ 7,319,979	56.7%
Phase 3	\$ 10,910,000	\$ 15,400,000	\$ 16,008,280	\$ 6,532,830	40.8%
Phase 4	\$ 10,370,000	\$ 15,220,000	\$ 1,521,291	\$ 1,214,541	79.8%
Phase 5 (Includes \$8.5 Million FEMA Grant Offset)	\$ 14,090,000	\$ 11,694,645	\$ 1,698,543	\$ 768,132	45.2%
Phase 6	\$ 16,820,000	\$ 20,800,000	\$ 1,885,264	\$ 451,166	23.9%
Phase 7	\$ 11,730,000	\$ 15,910,000	\$ 1,583,331	\$ 379	0.0%
Phase 8	\$ 12,300,000	\$ 14,500,000	\$ 1,378,643	\$ 163	0.0%
Total Project Costs To Date	\$ 98,010,000	\$ 119,904,645	\$ 49,807,241	\$29,173,284	58.6%
Other Costs Associated Directly with the Project (Page 8)	\$ 570,000	\$ 980,414	\$ 980,414	\$ 924,312	94.3%
Grand Total of Costs Related to Project	\$ 98,580,000	\$ 120,885,059	\$ 50,787,655	\$30,097,596	59.3%
Debt Service and Related Debt Issuance Costs (Page 8)			\$ 9,497,200	\$ 6,831,614	71.9%
Total Other Costs Outside Underground Budget (Page 8)			\$ 1,158,567	\$ 2,121,622	183.1%
Grand Total of All Costs Related to the Project	\$ 98,580,000	\$ 120,885,059	\$ 51,946,222	\$32,219,218	62.0%

Total Project Budget - Opinion of cost for construction	\$ 120,885,059
% Budgeted/Encumbered To Date Project Costs	42.01%
% Spent to Date - Project Costs	24.90%

C. Consideration of Issuance of GO Bonds for Townwide Underground Project

- This item is on the December 2020 TC Agenda.

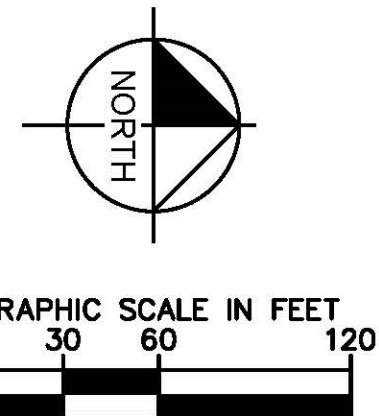
cc: Paul Brazil, Public Works Director
Patricia Strayer, Town Engineer
Jane LeClainche, Finance Director
Kevin Schanen, Kimley-Horn & Associates

100 Block Australian Avenue Right of Way Equipment Locations

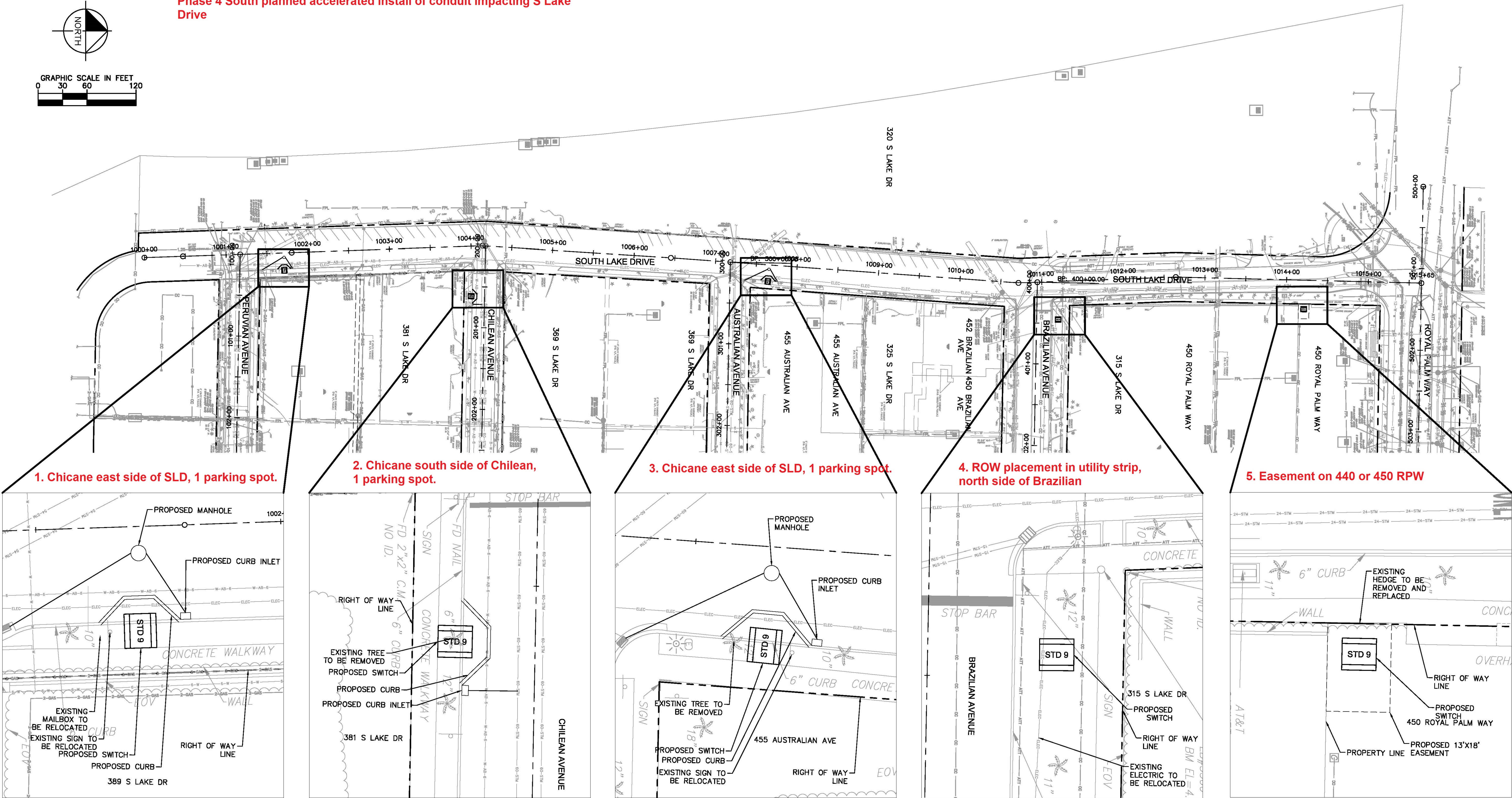


100 Block Australian Avenue Right of Way Equipment Locations





Phase 4 South planned accelerated install of conduit impacting S Lake Drive



Plotted By: Copq, Dillon			
Sheet			
No.	REVISIONS	DATE	BY

<h1>Kimley»Horn</h1> <p>© 2020 KIMLEY-HORN AND ASSOCIATES, INC.</p> <p>1920 MEKIVA WAY SUITE 200, WEST PALM BEACH, FL 33411</p> <p>PHONE: 561-845-0665 FAX: 561-863-8175</p> <p>WWW.KIMLEY-HORN.COM CA 00000696</p>	KHA PROJECT 044063229
	DATE 6/22/2020
	SCALE AS SHOWN
	DESIGNED BY BAJ
	DRAWN BY DTC
CHECKED BY KMS	

TOWNWIDE UNDERGROUNDING PHASE 5 SOUTH

PREPARED FOR THE
TOWN OF PALM BEACH

PALM BEACH FLORIDA

LICENSED PROFESSIONAL

BRETT A. JOHNSON, P.E.

FLORIDA LICENSE NUMBER
74005

DATE:

S LAKE DR

SHEET NUMBER

EX-1



Underground Utility Project Monthly Progress Report December 2020

Table of Contents

Project Dashboard

Phase 2, 3, 4 Construction & Phase 3, 4, 5, 6, 7, 8 Design

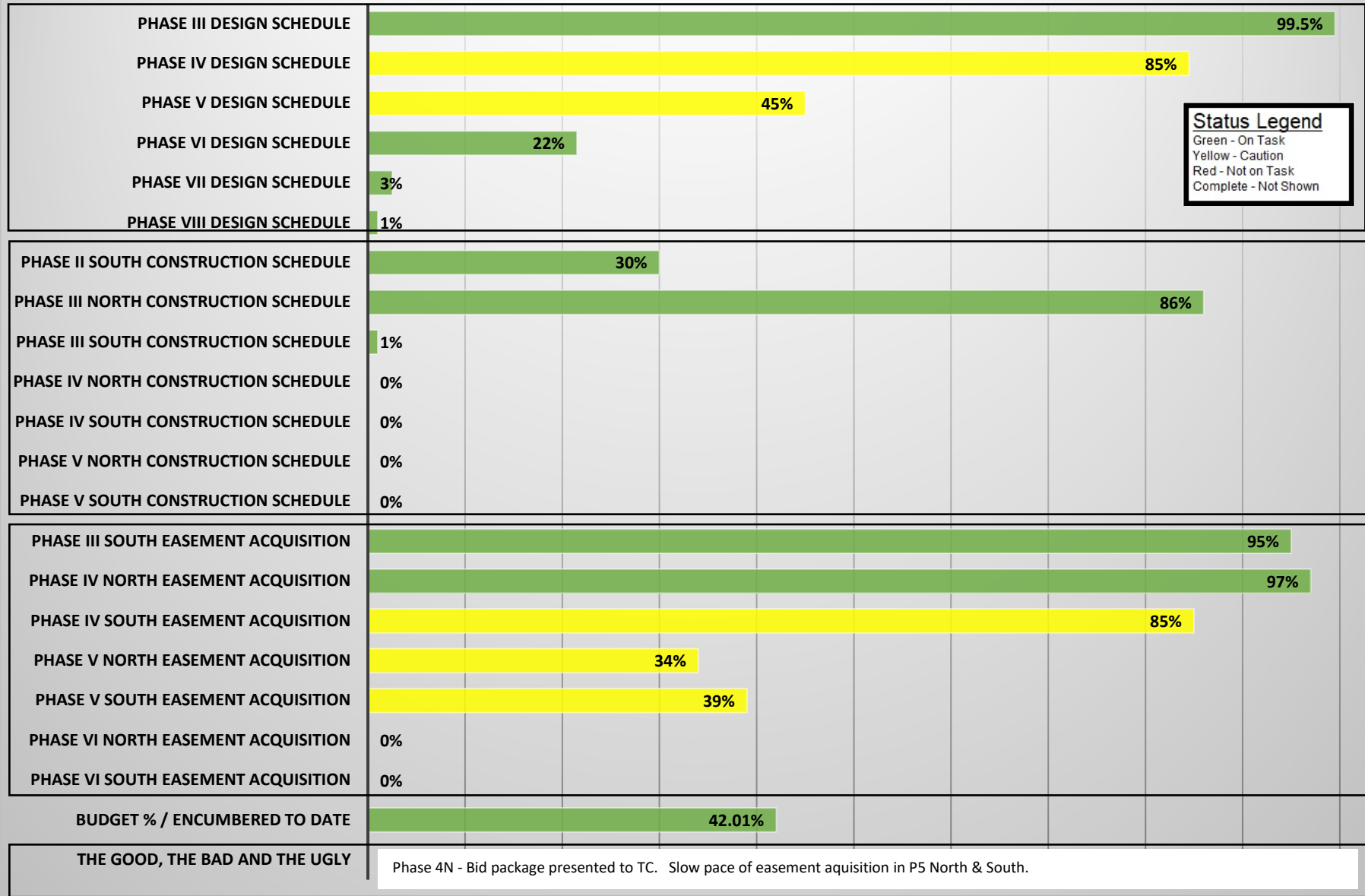
1. Townwide Undergrounding - Phasing & Sequencing Program Map
2. Kimley-Horn - Design
Progress Reports - Phase 3 - 8
Gantt Charts - Phase 3 - 8
3. Burkhardt Construction
Executive Summary & Schedule - Phase 2N, 2S, 3N, 3S
4. Project Financial Report
5. Interest Rate Forecast

Dashboard Notes:

Total Project Budget - Opinion of cost for construction: \$120,085,059

Town of Palm Beach - Underground Utility Project Dashboard - December 2020

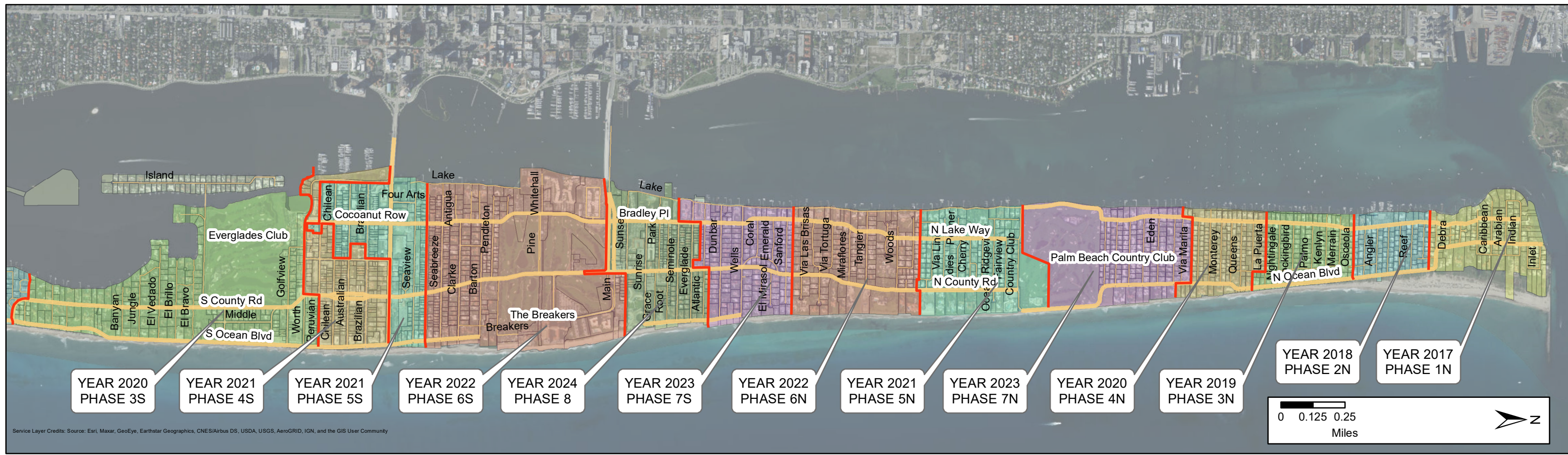
0% 10% 20% 30% 40% 50% 60% 70% 80% 90% 100%



Status Legend

Green - On Task
Yellow - Caution
Red - Not on Task
Complete - Not Shown

K:\WPB_Civil\044063188 - Townwide UG MP and Phase 1GIS\Plansheets\Sequence 1 Entire Island_OCTOBER2020.mxd



OVERALL SEQUENCE MAP

TOWN-WIDE UNDERGROUNDING OF UTILITIES



Townwide Undergrounding Program Design & Construction Schedule

Actual

Master Plan

Revised November 2020

Phase Area		Design Start	Construction Start	End - Pole Removal		Design Start	Construction Start	End - Pole Removal
Phase1N		Dec-2016	Jun-2017	Jun-2019		Dec-2016	Jun-2017	Jun-2019
Phase1S		Dec-2016	Jun-2017	Jun-2019		Dec-2016	Jun-2017	Jan-2020
Phase2N		Jun-2017	Jul-2018	Feb-2020		Jun-2017	Jul-2018	Oct-2020
Phase2S		Jun-2017	May-2019	Dec-2020		Jun-2017	Nov-2019	Nov-2021
Phase3N		Nov-2017	May-2019	Jan-2021		Nov-2017	Nov-2019	Oct-2021
Phase3S		Nov-2017	May-2019	Apr-2021		Nov-2017	Sep-2020	Sep-2022
Phase4N		Jun-2018	May-2020	Feb-2022		Jun-2018	Dec-2020	Dec-2022
Phase4S		Jun-2018	May-2020	Mar-2022		Jun-2018	May-2021	May-2023
Phase5N		May-2019	May-2021	Apr-2023		May-2019	Sep-2021	Sep-2023
Phase5S		May-2019	May-2021	May-2023		May-2019	Sep-2021	Sep-2023
Phase6N		May-2020	May-2022	Feb-2024		Nov-2019	May-2022	Feb-2024
Phase6S		May-2020	May-2022	Apr-2024		Nov-2019	May-2022	Apr-2024
Phase7N		May-2021	May-2023	Feb-2025		Nov-2020	May-2023	Feb-2025
Phase7S		May-2021	May-2023	Mar-2025		Nov-2020	May-2023	Mar-2025
Phase8		May-2022	May-2024	Mar-2026		Nov-2020	May-2024	Mar-2026



**Town-Wide Undergrounding - Phase 3 Undergrounding
KHA Project #044063215
November 2020 Progress Report
Period: October 23, 2020 to November 18, 2020**

I. Scope Update

A. General

- Schedule: Project schedule progress is shown below.
 - Phase 3 North Design is 100% complete
 - Phase 3 South Design is 99% complete
- Budget: Project is on budget as of September 15, 2020
 - Phase 3 North Design is at 100% of total task budget
 - Phase 3 South Design at 99% of total task budget
- Easement Status
 - Phase 3 North: 100% (36/36) easements approved
 - Phase 3 South: 95% (90/95) easements approved

B. Detailed Design Phase

- Progress Meeting Attendance
- Provided pre-construction assistance to the Town and BCI.
- Continued development of Phase 3 South easement exhibits and submittal to Town.
- Site meetings with property owners to discuss easement requests in Phase 3 South.
- Development of legal sketches and descriptions for Phases 3 South.

II. Upcoming Activities (November 19, 2020 – December 18, 2020)

A. Detailed Design Phase

- Continued Easement meetings with property owners – Phases 3 South
- Progress Meeting Attendance



Town-Wide Undergrounding - Phase 4 Undergrounding
KHA Project #044063219
November 2020 Progress Report
Period: October 23, 2020 to November 18, 2020

I. Scope Update

A. General

- Schedule: Project schedule progress is shown below.
 - Phase 4 North Design is 99% complete*
 - Phase 4 South Design is 70% complete*
 - Budget: Project is on budget as of September 15, 2020
 - Phase 4 North Design is at 96.5% of total task budget
 - Phase 4 South Design at 77% of total task budget
 - Easement Status
 - Phase 4 North: 97% (59/61) easements approved
 - Phase 4 South: 85% (53/62) easements approved.
- *Easement progress has caused the schedule to fall behind for both phase areas.

B. Detailed Design Phase

- Subconsultant coordination related to Phase 4 Undergrounding
- Continued development of Equipment Locations and Conduit Plans for Phase 4 South.
- Performed field work to obtain information for equipment placement based on easement meetings with property owners.
- Continued review of FPL, Comcast, and AT&T Conduit and Equipment Plans, coordination with FPL, Comcast, and AT&T regarding design modifications.
- Finalize coordination with Town and FPL for switch placement in the D-10 area. Issued the bid set for Phase 4 North
- Performed bid phase services in support of the GMP Development
- Reviewed BCE received from FPL, provided comments and met with FPL to discuss
- Development and delivery of easement exhibits to the Town for Phases 4 North and South.
- Progress Meeting Attendance
- Meetings and site visits with property owners to discuss easement requests

II. Upcoming Activities (November 19, 2020 – December 18, 2020)

A. Detailed Design Phase

- Continued coordination with utility owners to refine the design.
- Continued development and submittal of easement exhibits for Phases 4 North and South.
- Continued development of Equipment Location and Conduit Plans for Phase 4 South.
- Meetings and site visits with property owners to discuss easement requests.
- Progress Meeting attendance.



**Town-Wide Undergrounding - Phase 5 Undergrounding
KHA Project #044063229
November 2020 Progress Report
Period: October 26, 2020 to November 25, 2020**

I. Scope Update

A. General

- Schedule: Project schedule progress is shown below
 - Phase 5 North Design is 46% complete
 - Phase 5 South Design is 44% complete
- Budget: Project is on budget as of November 15, 2020
 - Phase 5 North Design is at 49% of total task budget
 - Phase 5 South Design is at 48% of total task budget
- Easement Status
 - Phase 5 North: 34% (37/108) easements approved
 - Phase 5 South: 39% (35/90) easements approved

B. Detailed Design Phase

- Developed conduit routing plans
- Coordinated with utility companies, sub-consultants, and Town
- Attended property owner meetings, prepared easement exhibits, and provided legal sketches & descriptions
- Coordinated with Construction Manager
- Led easement meetings with sub-consultants and Town
- Led coordination meetings with sub-consultants

II. Upcoming Activities (November 26, 2020 – December 25, 2020)

A. Detailed Design Phase

- Develop conduit routing plans
- Coordinate with utility companies, sub-consultants, and Town
- Attend property owner meetings, prepare easement exhibits, and provide legal sketches & descriptions
- Coordinate with Construction Manager
- Lead design meeting with utility companies, sub-consultants, and Town
- Lead easement meetings with sub-consultants and Town
- Lead coordination meetings with sub-consultants



**Town-Wide Undergrounding - Phase 6 Undergrounding
KHA Project #044063247
November 2020 Progress Report
Period: October 26, 2020 to November 25, 2020**

I. Scope Update

A. General

- Schedule: Project schedule progress is shown below
 - Phase 6 North Design is 22% complete
 - Phase 6 South Design is 21% complete
- Budget: Project is on budget as of November 15, 2020
 - Phase 6 North Design is at 21% of total task budget
 - Phase 6 South Design is at 24% of total task budget
- Easement Status
 - Phase 6: N/A, will provide status when this work begins

B. Detailed Design Phase

- Developed equipment tracking spreadsheets
- Developed conduit routing plans
- Coordinated with utility companies, sub-consultants, and Town
- Attended property owner meetings, prepared easement exhibits, and provided legal sketches & descriptions
- Led coordination meetings with sub-consultants

II. Upcoming Activities (November 26, 2020 – December 25, 2020)

A. Detailed Design Phase

- Develop conduit routing plans
- Coordinate with utility companies, sub-consultants, and Town
- Attend property owner meetings, prepare easement exhibits, and provide legal sketches & descriptions
- Lead coordination meetings with sub-consultants



**Town-Wide Undergrounding - Phase 7 Undergrounding
KHA Project #044063270
November 2020 Progress Report
Period: October 26, 2020 to November 25, 2020**

I. Scope Update

A. General

- Schedule: Project schedule progress is shown below
 - Phase 7 North Design is 3% complete
 - Phase 7 South Design is 2% complete
- Budget: Project is on budget as of November 15, 2020
 - Phase 7 North Design is at 1% of total task budget
 - Phase 7 South Design is at 2% of total task budget
- Easement Status
 - Phase 7: N/A, will provide status when this work begins

B. Detailed Design Phase

- Surveyed project sites
- Located meters
- Coordinated with utility companies, sub-consultants, and Town
- Led coordination meetings with sub-consultants

II. Upcoming Activities (November 26, 2020 – December 25, 2020)

A. Detailed Design Phase

- Survey project sites
- Locate meters
- Coordinate with utility companies, sub-consultants, and Town
- Lead coordination meetings with sub-consultants



**Town-Wide Undergrounding - Phase 8 Undergrounding
KHA Project #044063271
November 2020 Progress Report
Period: October 26, 2020 to November 25, 2020**

I. Scope Update

A. General

- Schedule: Project schedule progress is shown below
 - Phase 8 Design is 1% complete
- Budget: Project is on budget as of November 15, 2020
 - Phase 8 Design is at 1% of total task budget
- Easement Status
 - Phase 8: N/A, will provide status when this work begins

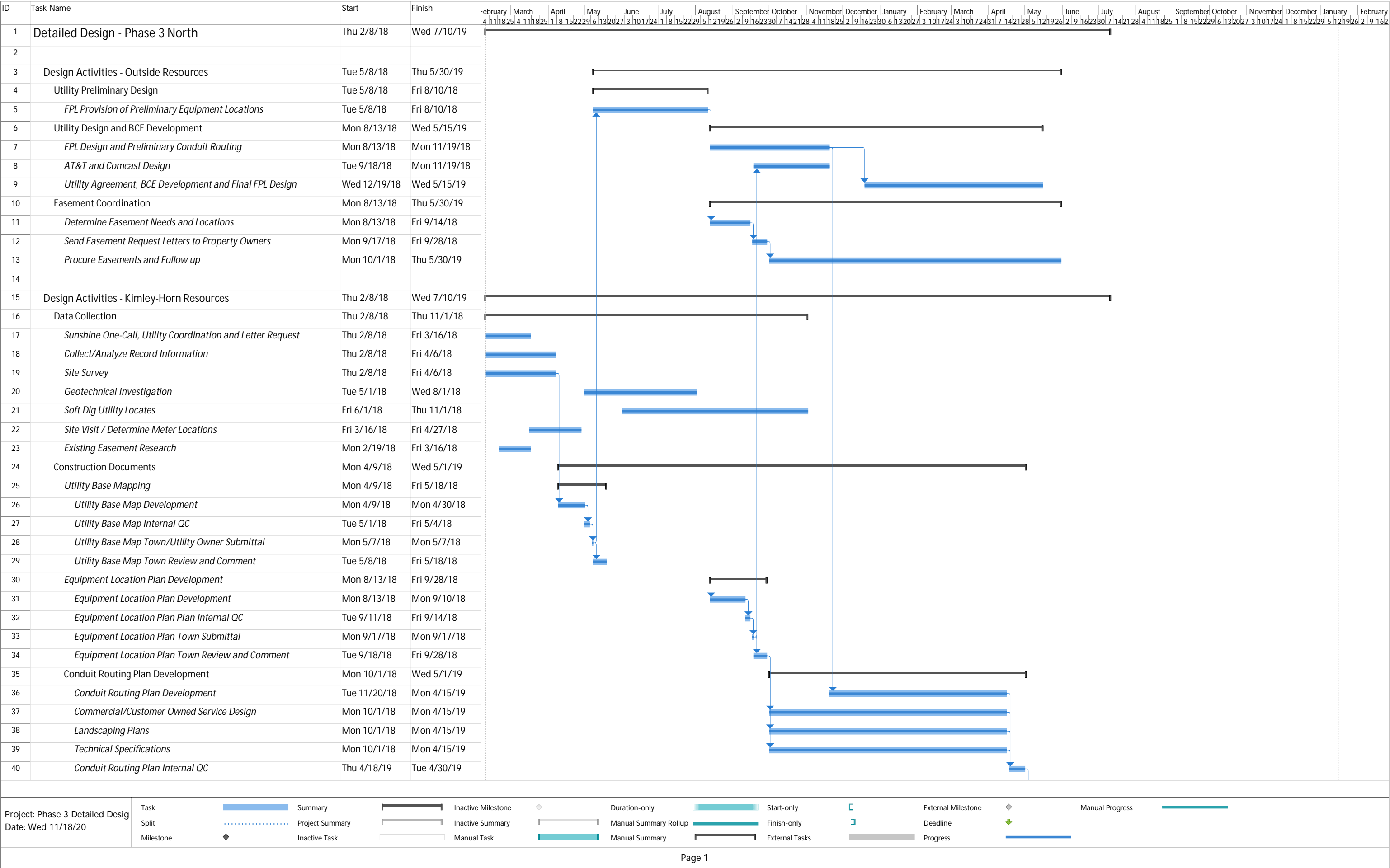
B. Detailed Design Phase

- Surveyed project site
- Coordinated with utility companies, sub-consultants, and Town
- Led coordination meetings with sub-consultants

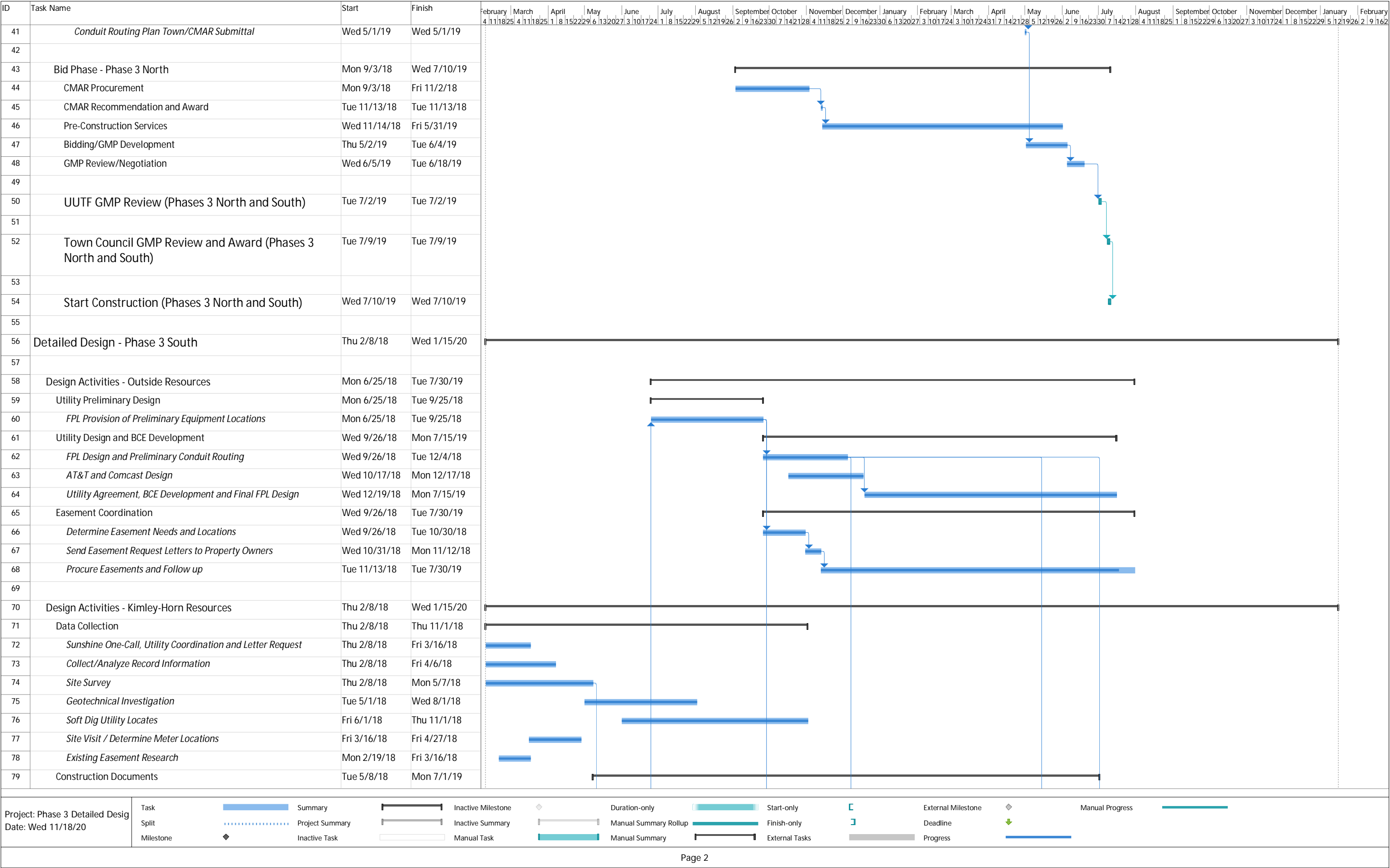
II. Upcoming Activities (November 26, 2020 – December 25, 2020)

A. Detailed Design Phase

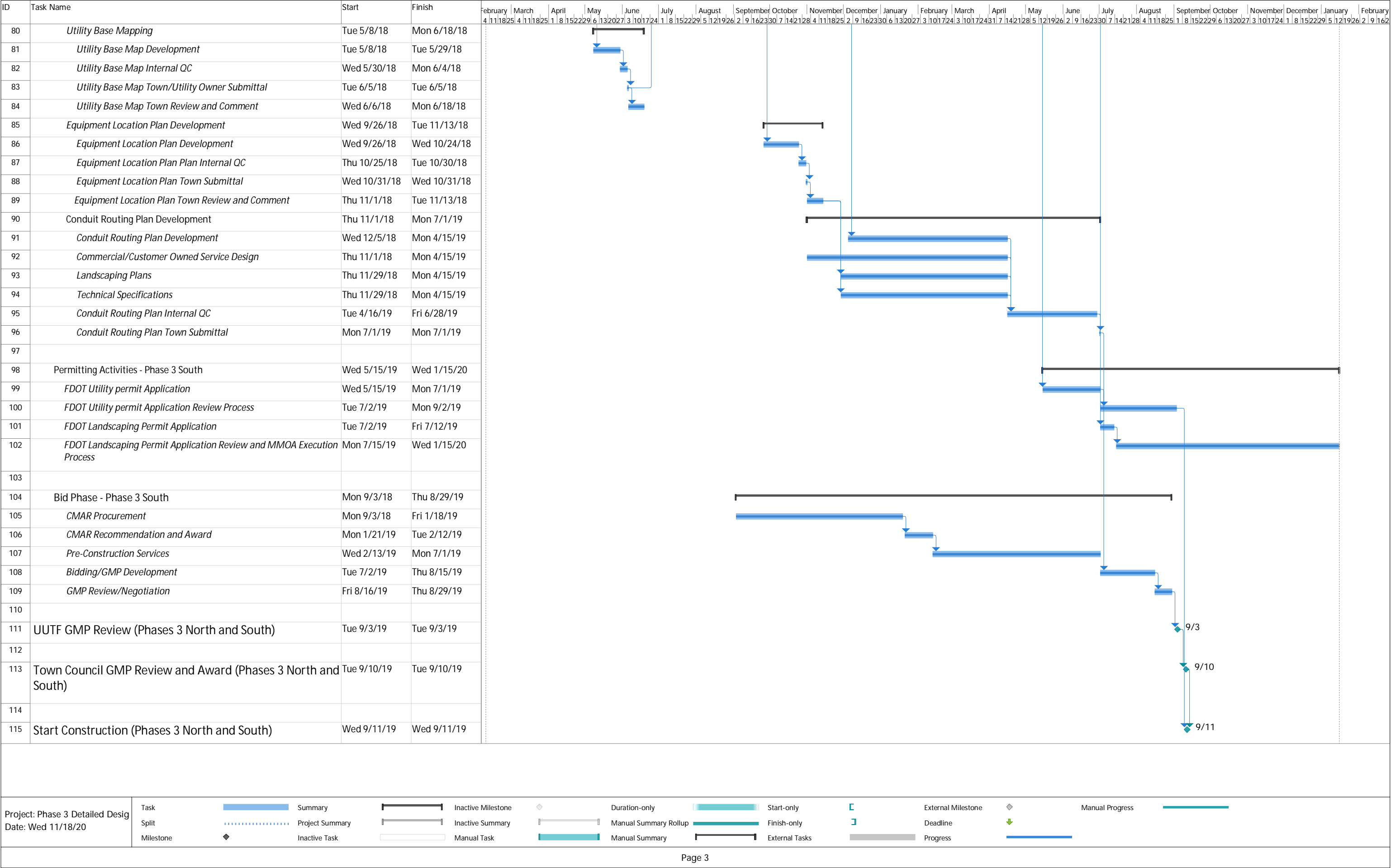
- Survey project site
- Locate meters
- Coordinate with utility companies, sub-consultants, and Town
- Lead coordination meetings with sub-consultants



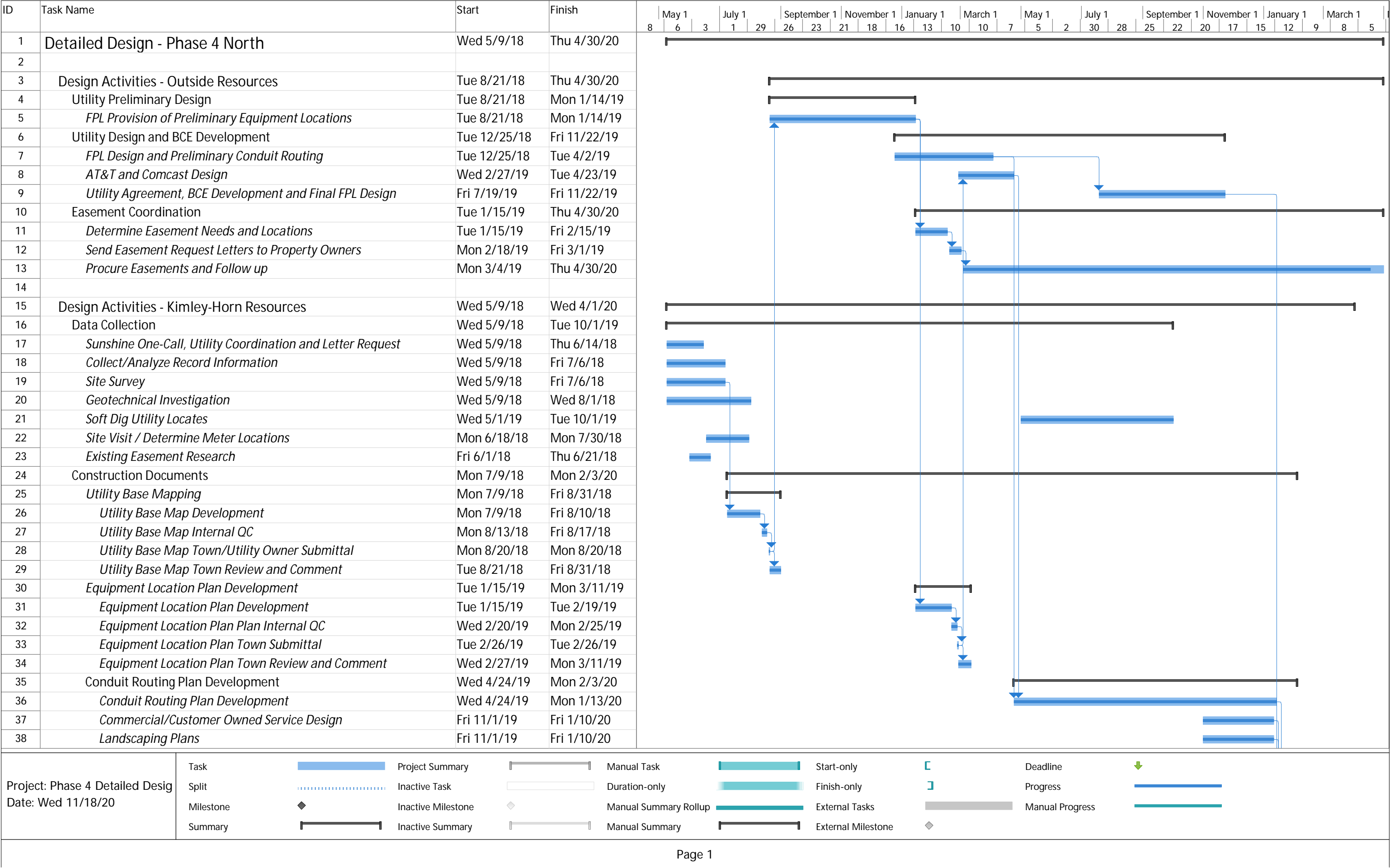
Page 1



Page 2



Page 3



ID	Task Name	Start	Finish																																							
				8	May 1	6	3	July 1	1	29	September 1	26	23	21	November 1	18	16	January 1	13	10	March 1	10	7	May 1	5	2	July 1	30	28	September 1	25	22	20	November 1	17	15	January 1	12	9	March 1	8	5
39	Technical Specifications	Mon 9/2/19	Fri 1/10/20																																							
40	Conduit Routing Plan Internal QC	Tue 1/14/20	Fri 1/31/20																																							
41	Conduit Routing Plan Town/CMAR Submittal	Mon 2/3/20	Mon 2/3/20																																							
42																																										
43	Bid Phase - Phase 4 North	Tue 6/11/19	Wed 4/1/20																																							
44	CMAR Procurement	Tue 6/11/19	Mon 8/12/19																																							
45	CMAR Recommendation and Award	Tue 8/13/19	Tue 8/13/19																																							
46	Pre-Construction Services	Wed 8/14/19	Thu 1/30/20																																							
47	Bidding/GMP Development	Tue 2/4/20	Wed 3/18/20																																							
48	GMP Review/Negotiation	Thu 3/19/20	Wed 4/1/20																																							
49																																										
50	Detailed Design - Phase 4 South	Wed 5/9/18	Wed 8/5/20																																							
51																																										
52	Design Activities - Outside Resources	Tue 9/11/18	Fri 5/1/20																																							
53	Utility Preliminary Design	Tue 9/11/18	Mon 1/14/19																																							
54	FPL Provision of Preliminary Equipment Locations	Tue 9/11/18	Mon 1/14/19																																							
55	Utility Design and BCE Development	Wed 1/16/19	Fri 11/22/19																																							
56	FPL Design and Preliminary Conduit Routing	Wed 1/16/19	Fri 5/3/19																																							
57	AT&T and Comcast Design	Mon 3/11/19	Fri 5/3/19																																							
58	Utility Agreement, BCE Development and Final FPL Design	Fri 7/19/19	Fri 11/22/19																																							
59	Easement Coordination	Tue 1/15/19	Fri 5/1/20																																							
60	Determine Easement Needs and Locations	Tue 1/15/19	Fri 3/8/19																																							
61	Send Easement Request Letters to Property Owners	Mon 3/11/19	Thu 3/21/19																																							
62	Procure Easements and Follow up	Fri 3/22/19	Fri 5/1/20																																							
63																																										
64	Design Activities - Kimley-Horn Resources	Wed 5/9/18	Wed 8/5/20																																							
65	Data Collection	Wed 5/9/18	Tue 10/1/19																																							
66	Sunshine One-Call, Utility Coordination and Letter Request	Wed 5/9/18	Thu 6/14/18																																							
67	Collect/Analyze Record Information	Wed 5/9/18	Thu 7/5/18																																							
68	Site Survey	Wed 5/9/18	Thu 7/26/18																																							
69	Geotechnical Investigation	Wed 5/9/18	Wed 8/1/18																																							
70	Soft Dig Utility Locates	Wed 5/1/19	Tue 10/1/19																																							
71	Site Visit / Determine Meter Locations	Mon 6/18/18	Mon 7/30/18																																							
72	Existing Easement Research	Mon 6/18/18	Fri 7/6/18																																							
73	Construction Documents	Mon 7/30/18	Mon 2/3/20																																							
74	Utility Base Mapping	Mon 7/30/18	Fri 9/21/18																																							
75	Utility Base Map Development	Mon 7/30/18	Fri 8/31/18																																							
76	Utility Base Map Internal QC	Mon 9/3/18	Fri 9/7/18																																							

Project: Phase 4 Detailed Design
Date: Wed 11/18/20

Task

Split

Milestone

Summary

Project Summary

Inactive Task

Inactive Milestone

Inactive Summary

Manual Task

Duration-only

Manual Summary Rollup

Manual Summary

Start-only

Finish-only

External Tasks

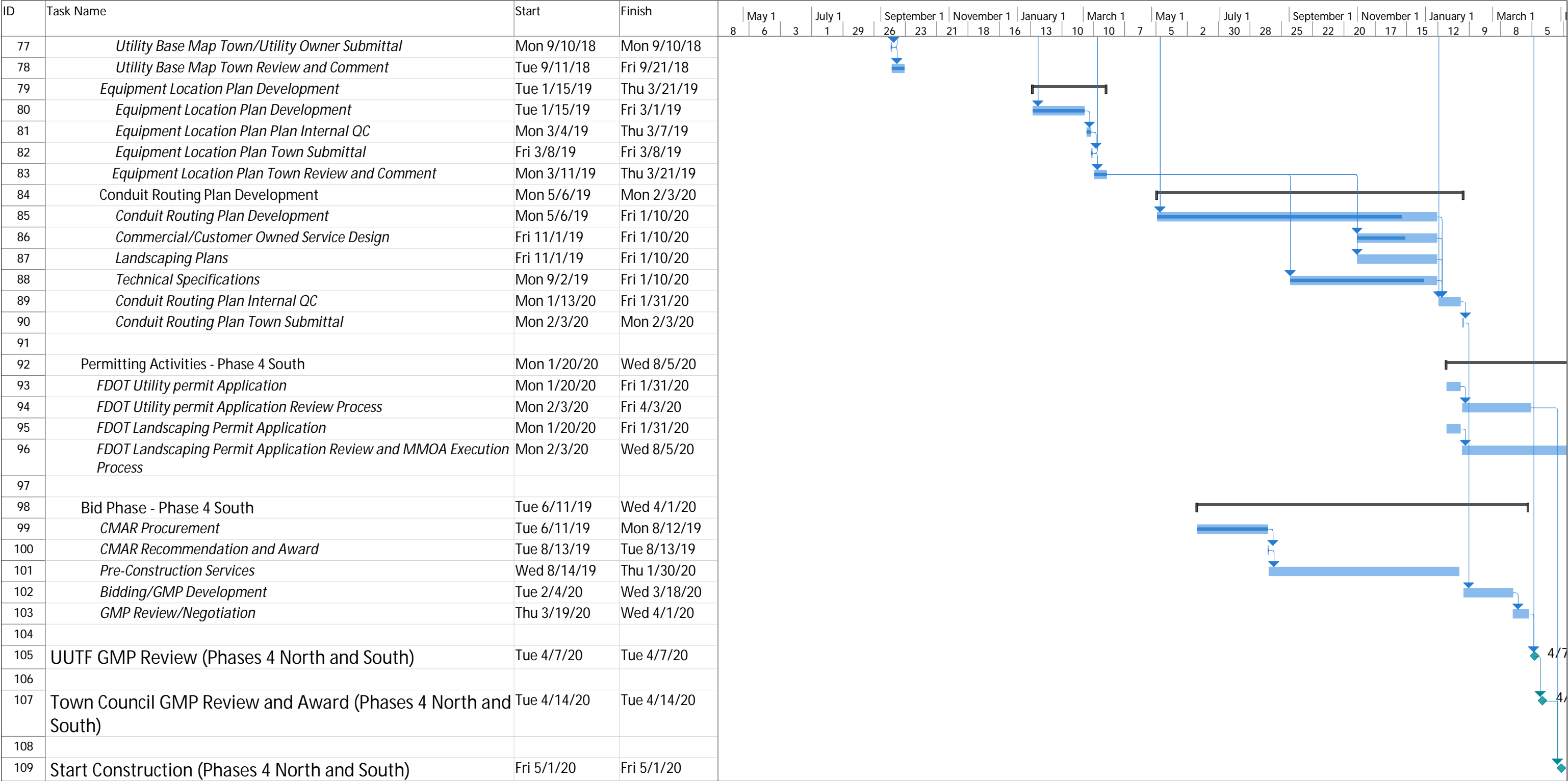
External Milestone

Deadline

Progress

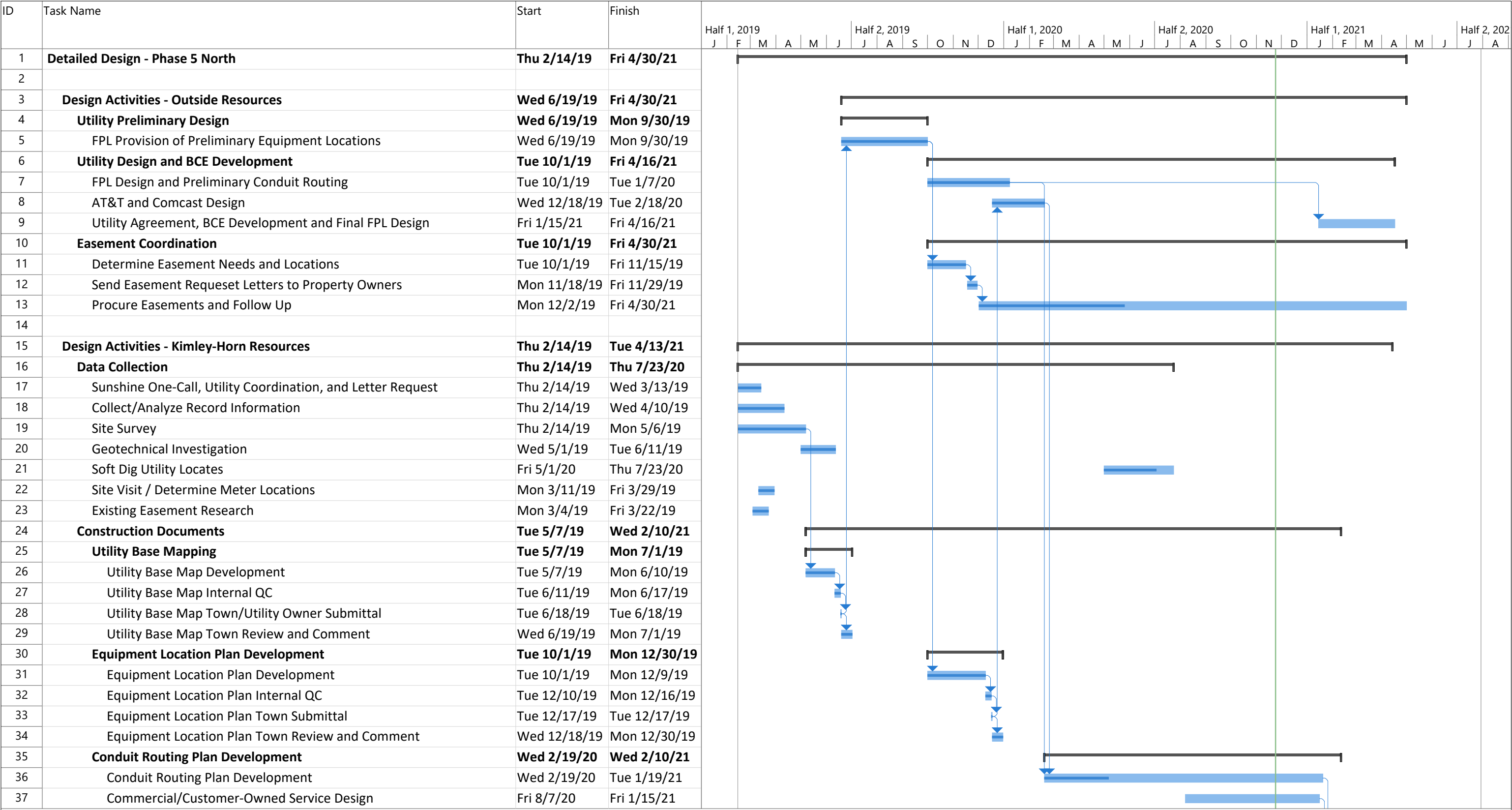
Manual Progress

Page 2



Project: Phase 4 Detailed Design
Date: Wed 11/18/20

Task		Project Summary		Manual Task		Start-only		Deadline	
Split		Inactive Task		Duration-only		Finish-only		Progress	
Milestone		Inactive Milestone		Manual Summary Rollup		External Tasks		Manual Progress	
Summary		Inactive Summary		Manual Summary		External Milestone			



Project: 2019_0226_Schedule
Date: Tue 11/24/20

Task

Split

Milestone

Summary

◆

Project Summary

Inactive Task

Inactive Milestone

Inactive Summary

◆

Manual Task

Duration-only

Manual Summary Rollup

Manual Summary

Start-only

Finish-only

External Tasks

External Milestone

[

]

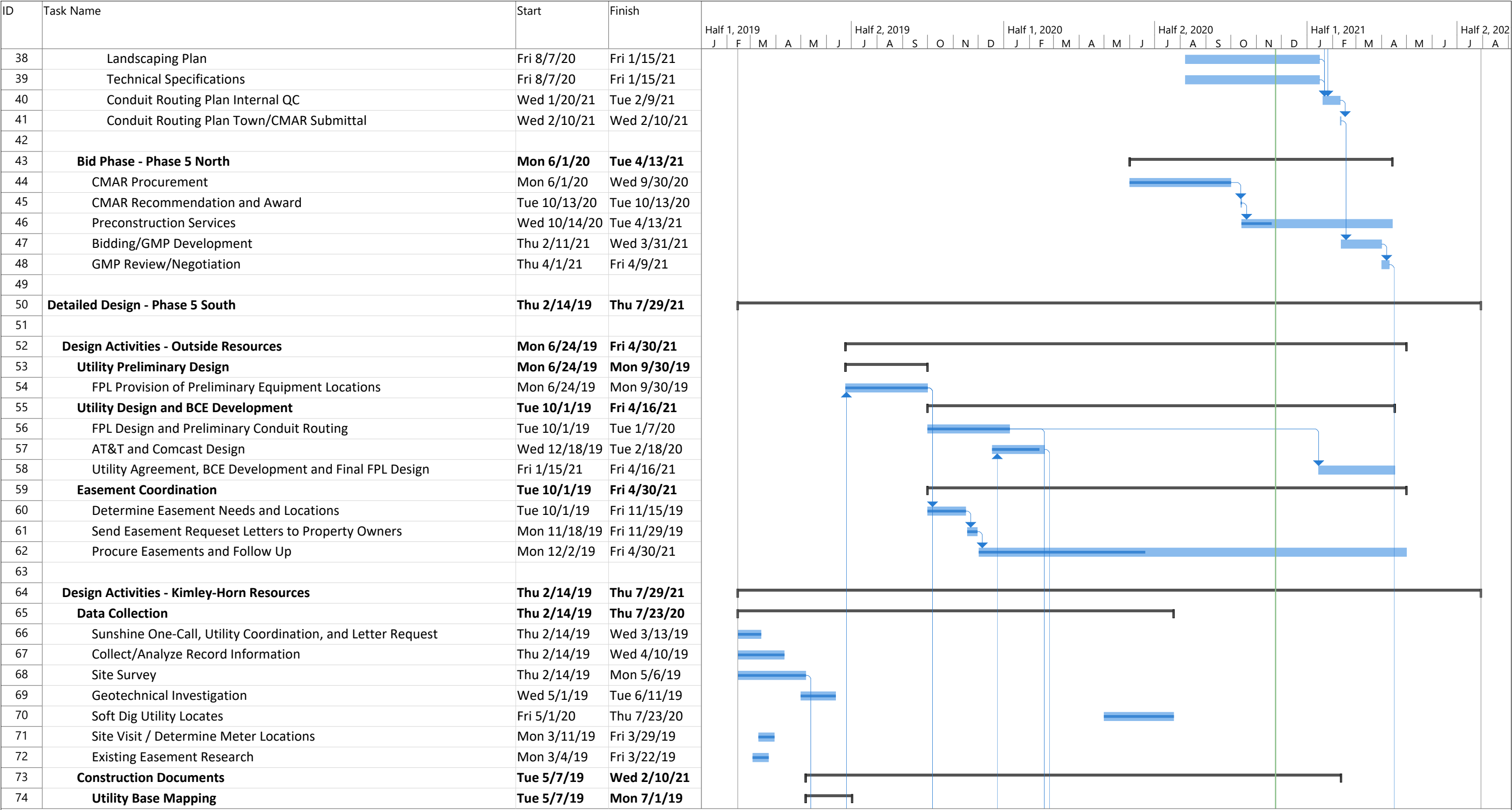
◆

Deadline

Progress

Manual Progress

↓



Project: 2019_0226_Schedule
Date: Tue 11/24/20

Task

Split

Milestone

Summary

Project Summary

Inactive Task

Inactive Milestone

Inactive Summary

Manual Task

Duration-only

Manual Summary Rollup

Manual Summary

Start-only

Finish-only

External Tasks

External Milestone

[

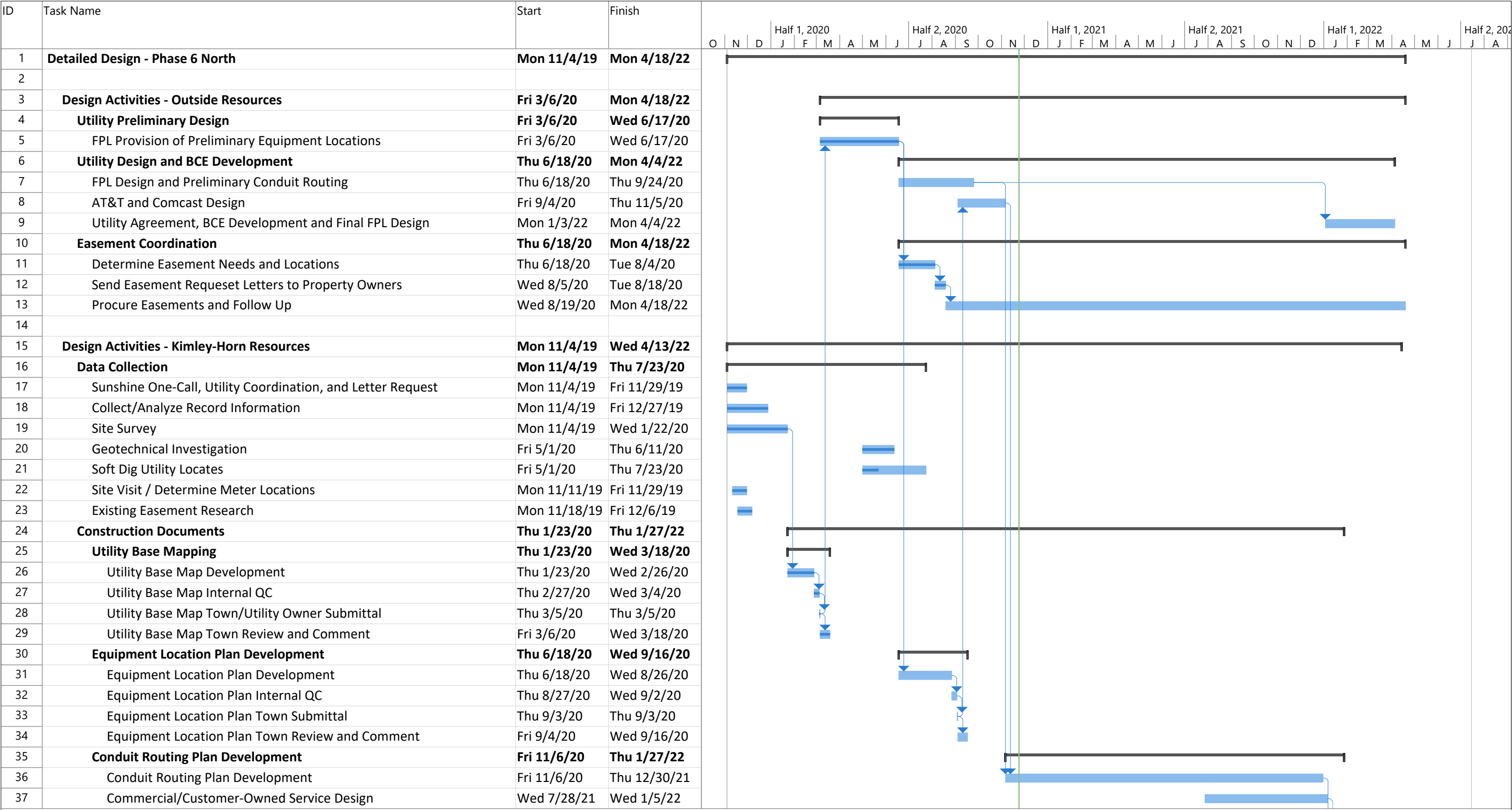
]

Deadline

Progress

Manual Progress

Page 2



Project: 2019_0226_Schedule
Date: Tue 11/24/20

Task

Split

Milestone

Summary

Project Summary

Inactive Task

Inactive Milestone

Inactive Summary

Manual Task

Duration-only

Manual Summary Rollup

Manual Summary

Start-only

Finish-only

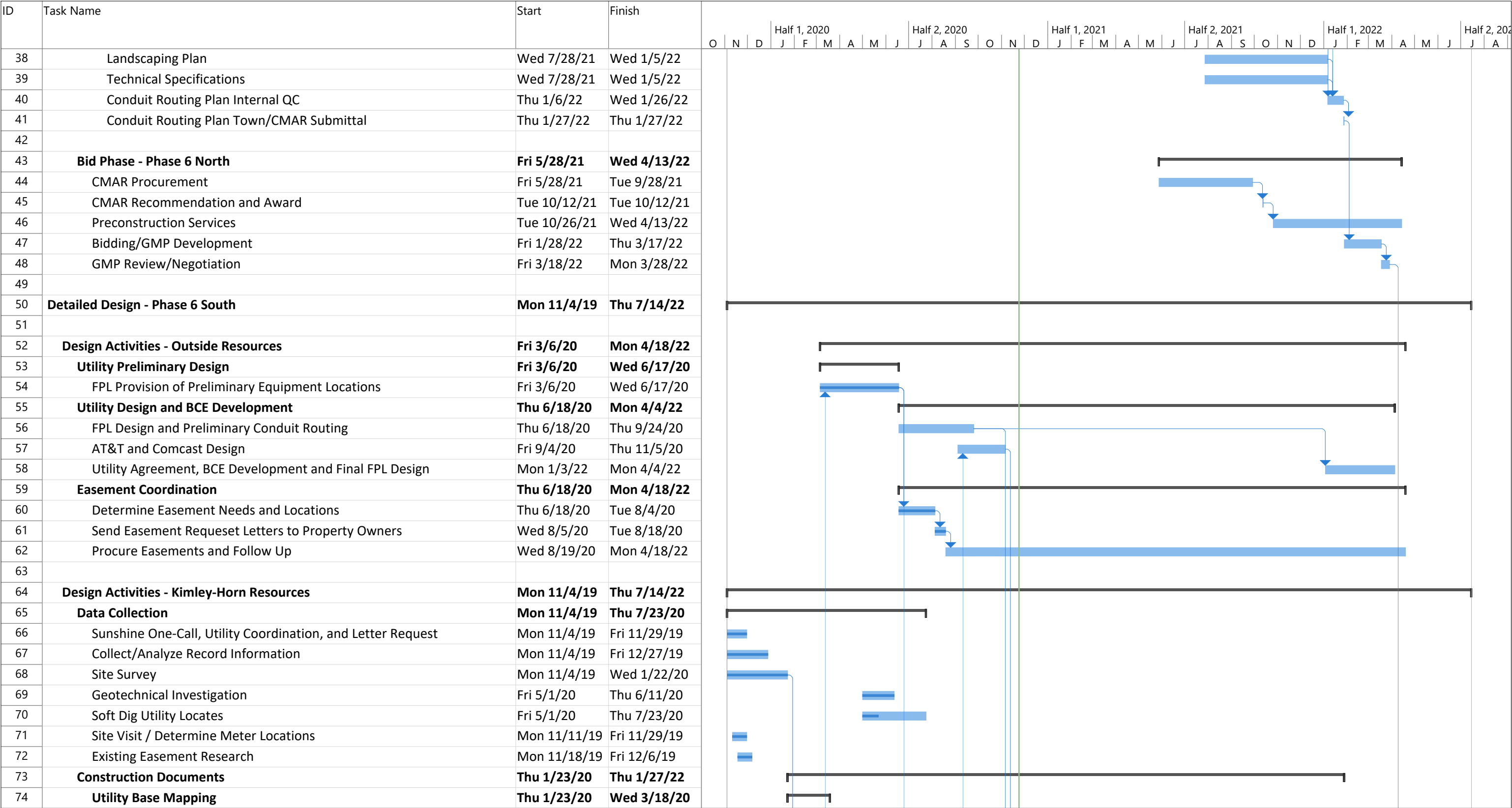
External Tasks

External Milestone

Deadline

Progress

Manual Progress



Project: 2019_0226_Schedule
Date: Tue 11/24/20

Task

Split

Milestone

Summary

Project Summary

Inactive Task

Inactive Milestone

Inactive Summary

Manual Task

Duration-only

Manual Summary Rollup

Manual Summary

Start-only

Finish-only

External Tasks

External Milestone

[

]

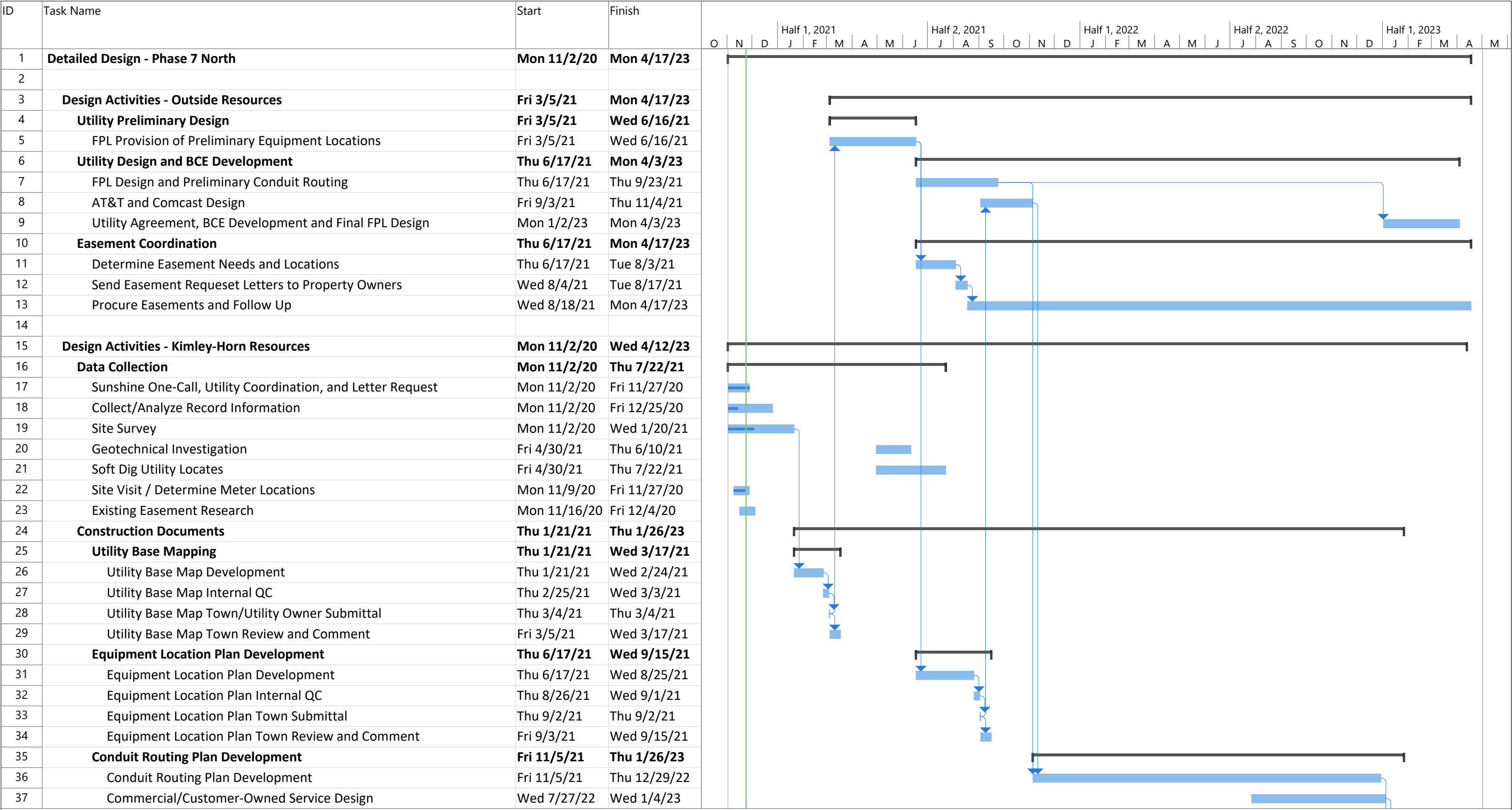
Deadline

Progress

Manual Progress

Page 2

ID	Task Name	Start	Finish																																																																																				
				Half 1, 2020														Half 2, 2020														Half 1, 2021														Half 2, 2021														Half 1, 2022														Half 2, 2022													
				O	N	D	J	F	M	A	M	J	J	A	S	O	N	D	J	F	M	A	M	J	J	A	S	O	N	D	J	F	M	A	M	J	J	A	S	O	N	D	J	F	M	A	M	J	J	A	S	O	N	D																																	
75	Utility Base Map Development	Thu 1/23/20	Wed 2/26/20																																																																																				
76	Utility Base Map Internal QC	Thu 2/27/20	Wed 3/4/20																																																																																				
77	Utility Base Map Town/Utility Owner Submittal	Thu 3/5/20	Thu 3/5/20																																																																																				
78	Utility Base Map Town Review and Comment	Fri 3/6/20	Wed 3/18/20																																																																																				
79	Equipment Location Plan Development	Thu 6/18/20	Wed 9/16/20																																																																																				
80	Equipment Location Plan Development	Thu 6/18/20	Wed 8/26/20																																																																																				
81	Equipment Location Plan Internal QC	Thu 8/27/20	Wed 9/2/20																																																																																				
82	Equipment Location Plan Town Submittal	Thu 9/3/20	Thu 9/3/20																																																																																				
83	Equipment Location Plan Town Review and Comment	Fri 9/4/20	Wed 9/16/20																																																																																				
84	Conduit Routing Plan Development	Fri 11/6/20	Thu 1/27/22																																																																																				
85	Conduit Routing Plan Development	Fri 11/6/20	Thu 12/30/21																																																																																				
86	Commercial/Customer-Owned Service Design	Wed 7/28/21	Wed 1/5/22																																																																																				
87	Landscaping Plan	Wed 7/28/21	Wed 1/5/22																																																																																				
88	Technical Specifications	Wed 7/28/21	Wed 1/5/22																																																																																				
89	Conduit Routing Plan Internal QC	Thu 1/6/22	Wed 1/26/22																																																																																				
90	Conduit Routing Plan Town/CMAR Submittal	Thu 1/27/22	Thu 1/27/22																																																																																				
91																																																																																							
92	Permitting Activities - Phase 6 South	Fri 1/14/22	Thu 7/14/22																																																																																				
93	FDOT Utility Permit Application	Fri 1/14/22	Thu 1/27/22																																																																																				
94	FDOT Utility Permit Application Review Process	Fri 1/28/22	Thu 3/24/22																																																																																				
95	FDOT Landscaping Permit Application	Fri 1/14/22	Thu 1/27/22																																																																																				
96	FDOT Landscaping Permit Application Review and MMOA Execution Process	Fri 1/28/22	Thu 7/14/22																																																																																				
97																																																																																							
98	Bid Phase - Phase 6 South	Fri 5/28/21	Wed 4/13/22																																																																																				
99	CMAR Procurement	Fri 5/28/21	Tue 9/28/21																																																																																				
100	CMAR Recommendation and Award	Tue 10/12/21	Tue 10/12/21																																																																																				
101	Preconstruction Services	Tue 10/26/21	Wed 4/13/22																																																																																				
102	Bidding/GMP Development	Fri 1/28/22	Thu 3/17/22																																																																																				
103	GMP Review/Negotiation	Fri 3/18/22	Mon 3/28/22																																																																																				
104																																																																																							
105	Town Council GMP Review and Award (Phases 6 North and South)	Tue 4/12/22	Tue 4/12/22																																																																																				
106																																																																																							
107	Start Construction (Phases 6 North and South)	Mon 5/2/22	Mon 5/2/22																																																																																				
Project: 2019_0226_Schedule Date: Tue 11/24/20		Task	<div></div>	Project Summary	<div></div>	Manual Task	<div></div>	Start-only	<div></div>	Deadline	<div></div>																																																																												
		Split	<div></div>	Inactive Task	<div></div>	Duration-only	<div></div>	Finish-only	<div></div>	Progress	<div></div>																																																																												
		Milestone	<div></div>	Inactive Milestone	<div></div>	Manual Summary Rollup	<div></div>	External Tasks	<div></div>	Manual Progress	<div></div>																																																																												
		Summary	<div></div>	Inactive Summary	<div></div>	Manual Summary	<div></div>	External Milestone	<div></div>																																																																														
Page 3																																																																																							



Project: 2019_0226_Schedule
Date: Tue 11/24/20

Task

Split

Milestone

Summary

Project Summary

Inactive Task

Inactive Milestone

Inactive Summary

Manual Task

Duration-only

Manual Summary Rollup

Manual Summary

Start-only

Finish-only

External Tasks

External Milestone

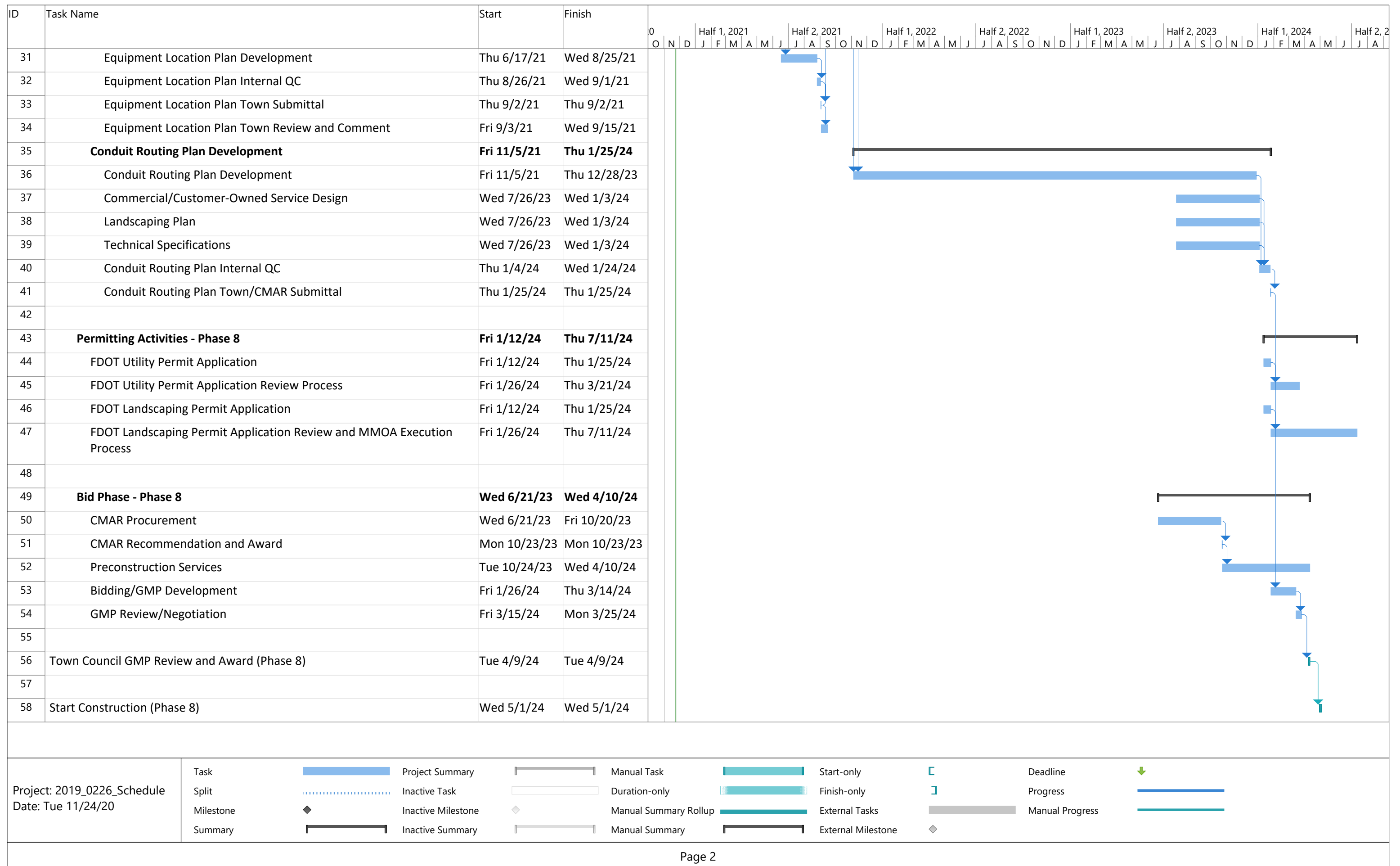
Deadline

Progress

Manual Progress

[illegible]

[illegible]



Vincent G. Burkhardt
President



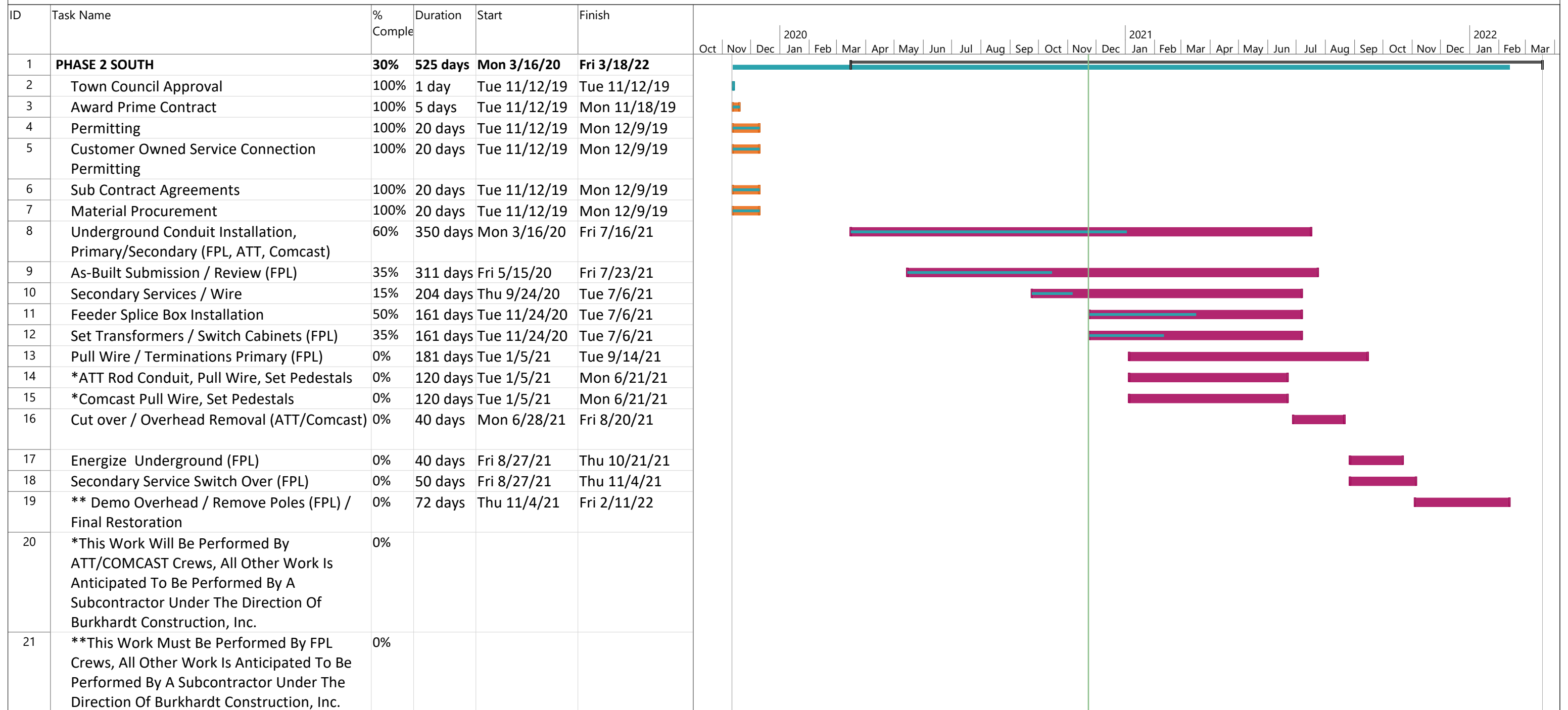
Executive Summary

TOWN-WIDE OVERHEAD UTILITY UNDERGROUNDING
PHASE 2 NORTH
PRELIMINARY SCHEDULE
RFQ No. 2018-03

ID	Task Name	% Complete	Duration	Start	Finish	Qtr 3, 2018			Qtr 4, 2018			Qtr 1, 2019			Qtr 2, 2019			Qtr 3, 2019			Qtr 4, 2019			Qtr 1, 2020		
						Jul	Aug	Sep	Oct	Nov	Dec	Jan	Feb	Mar	Apr	May	Jun	Jul	Aug	Sep	Oct	Nov	Dec	Jan	Feb	Mar
1	Phase 2 NORTH	100%	399 days?	Tue 8/14/18	Fri 2/21/20																					
2	Town Council Approval	100%	1 day	Tue 8/14/18	Tue 8/14/18																					
3	Award Prime Contract	100%	13 days	Wed 8/15/18	Fri 8/31/18																					
4	Permitting	100%	14 days	Wed 8/15/18	Mon 9/3/18																					
5	Customer Owned Service Connection Permitting	100%	14 days	Wed 8/15/18	Mon 9/3/18																					
6	Sub Contract Agreements	100%	14 days	Wed 8/15/18	Mon 9/3/18																					
7	Material Procurement	100%	11 days	Mon 8/20/18	Mon 9/3/18																					
8	Underground Conduit Installation, Primary/Secondary (FPL, ATT, Comcast)	100%	240 days	Mon 9/3/18	Fri 8/2/19																					
9	Feeder Splice Box Installation	100%	140 days	Sun 12/30/18	Thu 7/11/19																					
10	Set Transformers / Switch Cabinets (FPL)	100%	155 days	Sun 1/13/19	Thu 8/15/19																					
11	Secondary Services / Wire	100%	235 days	Mon 11/5/18	Fri 9/27/19																					
12	As-Built Submission / Review (FPL)	100%	220 days	Mon 2/11/19	Fri 12/13/19																					
13	Pull Wire / Terminations Primary (FPL)	100%	145 days	Mon 2/18/19	Fri 9/6/19																					
14	*ATT Rod Conduit, Pull Wire, Set Pedestals	100%	180 days	Mon 3/11/19	Fri 11/15/19																					
15	*Comcast Pull Wire, Set Pedestals	100%	180 days	Mon 3/11/19	Fri 11/15/19																					
16	Cut over / Overhead Removal (ATT/Comcast)	100%	150 days	Mon 6/3/19	Fri 12/27/19																					
17	Energize Underground (FPL)	100%	140 days	Mon 4/8/19	Fri 10/18/19																					
18	Secondary Service Switch Over (FPL)	100%	180 days	Fri 4/19/19	Thu 12/26/19																					
19	** Demo Overhead / Remove Poles (FPL) / Final Restoration	100%	180 days	Mon 6/17/19	Fri 2/21/20																					
20	*This Work Will Be Performed By ATT/COMCAST Crews, All Other Work Is Anticipated To Be Performed By A Subcontractor Under The Direction Of Burkhardt Construction, Inc.	0%																								
21	**This Work Must Be Performed By FPL Crews, All Other Work Is Anticipated To Be Performed By A Subcontractor Under The Direction Of Burkhardt Construction, Inc.	0%																								
22	Storm Drainage	100%	30 days	Mon 8/12/19	Fri 9/20/19																					

UPDATED 11/24/2020
CURRENT PERCENT COMPLETED 100%

TOWN-WIDE OVERHEAD UTILITY UNDERGROUNDING
PHASE 2 SOUTH
PRELIMINARY SCHEDULE
RFQ No. 2019-03



TOWN-WIDE OVERHEAD UTILITY UNDERGROUNDING
PHASE 3 NORTH
PRELIMINARY SCHEDULE
RFQ No. 2018-03



ID	Task Name	% Complete	Duration	Start	Finish	Qtr 3, 2019			Qtr 4, 2019			Qtr 1, 2020			Qtr 2, 2020			Qtr 3, 2020			Qtr 4, 2020			Qtr 1, 2021			Qtr 2, 2021	
						Jul	Aug	Sep	Oct	Nov	Dec	Jan	Feb	Mar	Apr	May	Jun	Jul	Aug	Sep	Oct	Nov	Dec	Jan	Feb	Mar	Apr	May
1	PHASE 3 NORTH	86%	444 days?	Wed 8/14/19	Mon 4/26/21																							
2	Town Council Approval	100%	1 day	Wed 8/14/19	Wed 8/14/19																							
3	Award Prime Contract	100%	13 days	Thu 8/15/19	Mon 9/2/19																							
4	Permitting	100%	14 days	Thu 8/15/19	Tue 9/3/19																							
5	Customer Owned Service Connection Permitting	100%	14 days	Thu 8/15/19	Tue 9/3/19																							
6	Sub Contract Agreements	100%	14 days	Thu 8/15/19	Tue 9/3/19																							
7	Material Procurement	100%	55 days	Tue 8/20/19	Sun 11/3/19																							
8	Underground Conduit Installation, Primary/Secondary (FPL, ATT, Comcast)	100%	240 days	Mon 11/4/19	Fri 10/2/20																							
9	As-Built Submission / Review (FPL)	100%	200 days	Fri 1/3/20	Thu 10/8/20																							
10	Secondary Services / Wire	99%	100 days	Fri 5/8/20	Thu 9/24/20																							
11	Feeder Splice Box Installation	100%	55 days	Fri 7/10/20	Thu 9/24/20																							
12	Set Transformers / Switch Cabinets (FPL)	100%	55 days	Fri 7/10/20	Thu 9/24/20																							
13	Pull Wire / Terminations Primary (FPL)	99%	85 days	Fri 8/14/20	Thu 12/10/20																							
14	*ATT Rod Conduit, Pull Wire, Set Pedestals	50%	55 days	Fri 8/14/20	Thu 10/29/20																							
15	*Comcast Pull Wire, Set Pedestals	85%	55 days	Fri 8/14/20	Thu 10/29/20																							
16	Cut over / Overhead Removal (ATT/Comcast)	0%	20 days	Fri 11/6/20	Thu 12/3/20																							
17	Energize Underground (FPL)	0%	20 days	Tue 12/15/20	Mon 1/11/21																							
18	Secondary Service Switch Over (FPL)	50%	35 days	Tue 12/15/20	Mon 2/1/21																							
19	** Demo Overhead / Remove Poles (FPL) / Final Restoration	0%	57 days	Fri 2/5/21	Mon 4/26/21																							
20	*This Work Will Be Performed By ATT/COMCAST Crews, All Other Work Is Anticipated To Be Performed By A Subcontractor Under The Direction Of Burkhardt Construction, Inc.	0%																										
21	**This Work Must Be Performed By FPL Crews, All Other Work Is Anticipated To Be Performed By A Subcontractor Under The Direction Of Burkhardt Construction, Inc.	0%																										

Underground Utility Project Budget
Project Financial Summary
November 30, 2020

Expenditures	Original OPC	Dec 2019 OPC	Budget	Actual	% Expended
Phase 1	\$ 12,620,000	\$ 12,910,000	\$ 12,824,617	\$ 12,886,095	100.5%
Phase 2	\$ 9,170,000	\$ 13,470,000	\$ 12,907,271	\$ 7,319,979	56.7%
Phase 3	\$ 10,910,000	\$ 15,400,000	\$ 16,008,280	\$ 6,532,830	40.8%
Phase 4	\$ 10,370,000	\$ 15,220,000	\$ 1,521,291	\$ 1,214,541	79.8%
Phase 5 (Includes \$8.5 Million FEMA Grant Offset)	\$ 14,090,000	\$ 11,694,645	\$ 1,698,543	\$ 768,132	45.2%
Phase 6	\$ 16,820,000	\$ 20,800,000	\$ 1,885,264	\$ 451,166	23.9%
Phase 7	\$ 11,730,000	\$ 15,910,000	\$ 1,583,331	\$ 379	0.0%
Phase 8	\$ 12,300,000	\$ 14,500,000	\$ 1,378,643	\$ 163	0.0%
Total Project Costs To Date	\$ 98,010,000	\$ 119,904,645	\$ 49,807,241	\$29,173,284	58.6%
Other Costs Associated Directly with the Project (Page 8)	\$ 570,000	\$ 980,414	\$ 980,414	\$ 924,312	94.3%
Grand Total of Costs Related to Project	\$ 98,580,000	\$ 120,885,059	\$ 50,787,655	\$30,097,596	59.3%
Debt Service and Related Debt Issuance Costs (Page 8)			\$ 9,497,200	\$ 6,831,614	71.9%
Total Other Costs Outside Underground Budget (Page 8)			\$ 1,158,567	\$ 2,121,622	183.1%
Grand Total of All Costs Related to the Project	\$ 98,580,000	\$ 120,885,059	\$ 51,946,222	\$32,219,218	62.0%

Total Project Budget - Opinion of cost for construction	\$ 120,885,059
% Budgeted/Encumbered To Date Project Costs	42.01%
% Spent to Date - Project Costs	24.90%

Project Revenues Received

Revenues	Budget	Actual	% of Budget
Revenues			
Prepaid Assessments	\$ -	\$ 12,014,328	0.0%
Assessment Revenue	\$ 17,580,000	\$ 13,028,873	74.1%
Commercial Paper	\$ -	\$ -	0.0%
Town Owned Property Prepaid Assessments	\$ 2,797,291	\$ 2,797,291	100.0%
Interest on Assessment Escrow	\$ -	\$ 396,389	0.0%
Interest	\$ 1,312,000	\$ 2,310,034	176.1%
GO Bond Proceeds	\$ 60,500,000	\$ 60,499,897	100.0%
1 Cent Sales Tax	\$ 5,000,000	\$ 2,041,667	40.8%
FPL		\$ 450,246	0.0%
FEMA Grant	\$ 8,500,000	\$ -	0.0%
Other			
Kevin McGann - CO #9	\$ -	\$ 34,900	0.0%
Donations - Civic Association	\$ 49,250	\$ 49,250	100.0%
Transfer from (307) Fund CIP	\$ 760,200	\$ 760,200	100.0%
Transfer from (001) General Fund - PM Salary	\$ 574,450	\$ 423,200	73.7%
Total Project Revenues	\$ 97,073,191	\$ 94,806,275	97.7%

**Underground Utility Project Budget
Phase 1 Project Costs
November 30, 2020**

	Original OPC	Dec 2019 OPC	Budget	Actual	% Expended
Project Engineering					
Task 2.1 - Detailed Design North End	590,000		472,063	472,063	100.0%
Task 2.2 - Detailed Design South End	740,000		619,411	619,411	100.0%
Task 2.3 - Permitting Assistance			17,790	17,790	100.0%
Task 2.4 - Bid Phase Assistance			42,166	42,166	100.0%
Task 2.5 - Meetings - Design Phase			125,399	125,383	100.0%
Subtotal Design Phase	\$ 1,330,000	\$ 1,280,000	\$ 1,276,829	\$ 1,276,813	100.0%
Construction Costs					
Phase 1 North Construction					
Preconstruction			\$ 19,720	19,720	100.0%
Burkhardt Construction			\$ 3,598,144	3,598,144	100.0%
Street Light Conversion			\$ 26,273	113,399	431.6%
Change Order for AT&T and Comcast Conduit			\$ 371,201	371,201	100.0%
Other Change orders			\$ 130,415	130,415	100.0%
Utility Design Costs			\$ 15,595	15,595	100.0%
Utility Construction Costs (FPL, Comcast, AT&T)			\$ 476,776	483,548	101.4%
Construction Engineering (KH)			\$ 230,532	205,818	89.3%
	\$ 4,210,000	\$ 4,930,000	\$ 4,868,657	\$ 4,937,840	101.4%
Phase 1 South Construction					
Preconstruction			\$ 22,200	22,200	100.0%
Whiting Turner Construction			\$ 4,450,977	4,450,977	100.0%
Change Order for AT&T and Comcast Conduit			\$ 125,147	125,147	100.0%
Other Approved Change Orders			\$ 12,749	12,749	100.0%
Utility Design Costs			\$ 33,013	33,013	100.0%
Utility Construction Costs (FPL, Comcast, AT&T)			\$ 1,374,193	1,362,028	99.1%
Construction Engineering (KH)			\$ 316,498	316,396	100.0%
	\$ 6,800,000	\$ 6,350,000	\$ 6,334,777	\$ 6,322,510	99.8%
Easement Recording Fees			\$ 740	740	100.0%
Legal Costs/Easement Acquisition - Jones Foster	\$ 280,000	\$ 350,000	\$ 301,359	\$ 306,723	101.8%
Legal Sketch and Description - Easements			34,000	33,215	97.7%
Easement Abandonment			\$ 8,256	8,256	100.0%
Total Phase 1 Costs	\$ 12,620,000	\$ 12,910,000	\$ 12,824,617	\$ 12,886,095	100.5%

Underground Utility Project Budget
Phase 2 Project Costs
November 30, 2020

	Original OPC	Dec 2019 OPC	Budget	Actual	% Expended
Phase 2 Design					
Kimley Horn					
Task 1.1 Phase 2 North Design	335,000		\$ 281,304	\$ 281,304	100.0%
Task 1.2 Phase 2 South Design	400,000		\$ 335,353	\$ 335,353	100.0%
Task 1.3 Permitting Assistance North and South			\$ 12,674	\$ 12,674	100.0%
Task 1.4 Bid Phase Assistance North and South			\$ 40,565	\$ 40,565	100.0%
Task 1.6 Meetings North and South			\$ 136,617	\$ 129,348	94.7%
Total Phase 2 Design	\$ 735,000	\$ 807,000	\$ 806,513	\$ 799,244	99.1%
Construction Costs					
Phase 2 North Construction					
Preconstruction			\$ 35,000	31,970	91.3%
Burkhardt Construction			\$ 4,015,865	3,838,328	95.6%
Approved Change Orders			\$ -	-	
FPL Design Cost			\$ 11,759	1,350	11.5%
ATT Design Cost			\$ 5,000	\$ 5,000	100.0%
Comcast Design Cost				\$ 4,582	
Utility Costs (FPL, Comcast, AT&T)			\$ 496,307	\$ 496,307	100.0%
FPL - Additional Vista Switches				\$ 54,938	
Street Light Conversion			\$ 19,186	\$ 19,186	100.0%
Construction Engineering (KH)			\$ 248,121	\$ 242,183	97.6%
Total Phase 2 North Construction	3,800,000	5,020,000	\$ 4,831,238	\$ 4,693,845	97.2%
Phase 2 South Construction	-				
Preconstruction			\$ 35,000	33,400	95.4%
Burkhardt Construction			\$ 6,494,596	1,255,891	19.3%
Approved Change Orders			\$ -		
FPL Design Cost			\$ 13,330	14,200	106.5%
ATT Design Cost			\$ 5,000	\$ 5,000	100.0%
Comcast Design Cost			\$ 5,000	\$ 4,582	91.6%
Utility Costs (FPL, Comcast, AT&T)			\$ 200,000	\$ 123,948	62.0%
Street Light Conversion			\$ 20,000	\$ 19,268	96.3%
Construction Engineering (KH)	-		\$ 282,973	\$ 160,013	56.5%
Total Phase 2 South Construction	4,435,000	7,424,000	\$ 7,055,899	\$ 1,616,301	22.9%
Easement Acquisition/Abandonment	200,000	219,000			
<i>Kimley Horn Easement Assistance</i>					
Task 1.5 Easement Assistance North			\$ 64,936	\$ 64,935	100.0%
Task 1.5 Easement Assistance South			\$ 77,466	\$ 77,467	100.0%
<i>Surveys</i>					
Task 1.7 Legal Sketch North			\$ 14,020	\$ 14,020	100.0%
Task 1.7 Legal Sketch South			\$ 21,725	\$ 19,659	90.5%
Advertising				\$ 1,101	
Jones Foster - Legal			\$ 25,000	\$ 23,933	95.7%
Postage			\$ -	\$ 491	
Recording Costs			\$ 3,605	\$ 2,990	82.9%
Easement Abandonment			\$ 6,870	\$ 5,994	87.2%
Total Easement Acquisition Costs	200,000	219,000	\$ 213,622	\$ 210,589	98.6%
Total Phase 2 Costs	\$ 9,170,000	\$ 13,470,000	\$ 12,907,271	\$ 7,319,979	56.7%

Underground Utility Project Budget
Phase 3 Project Costs
November 30, 2020

	Original OPC	Dec 2019 OPC	Budget	Actual	% Expended
Phase 3 Design					
Kimley Horn					
Task 1.1 Phase 3 North Design	\$ 325,000		\$ 280,189	\$ 280,189	100.0%
Task 1.2 Phase 3 South Design	\$ 535,000		\$ 486,333	\$ 486,323	100.0%
Task 1.3 Permitting Assistance			\$ 13,739	\$ 13,739	100.0%
Task 1.4 Bid Phase Assistance			\$ 36,834	\$ 36,834	100.0%
Task 1.5 Meetings			\$ 77,411	\$ 76,626	99.0%
Total Phase 3 Design	\$ 860,000	\$ 895,000	\$ 894,505	\$ 893,710	99.9%
Construction Costs					
Phase 3 North Construction	\$ 3,700,000	\$ 5,300,000			
Preconstruction			\$ 24,580	\$ 24,580	100.0%
Construction - Burkhardt			\$ 4,042,171	\$ 3,624,525	89.7%
Approved Change Orders					
FPL Design Cost			\$ 12,850	\$ 1,350	10.5%
ATT Design Cost			\$ 5,000	\$ 5,000	100.0%
Comcast Design Cost			\$ 3,128	\$ 3,128	100.0%
FPL Construction			\$ 87,101	\$ 87,101	100.0%
Street Light Conversion			\$ 4,249	\$ 4,249	100.0%
Utility Costs (Comcast & ATT)			\$ 409,387	\$ 409,387	100.0%
Construction Engineering (KH)			\$ 236,976	\$ 199,583	84.2%
Daniella Construction - Nightingale/LaPuerta - Townwide portion			\$ 243,470	\$ 243,470	100.0%
FPL Nightingale/LaPuerta - Townwide Portion			\$ 74,900	\$ 74,900	100.0%
Comcast Nightingale/LaPuerta - Townwide Portion			\$ 8,885	\$ 8,885	100.0%
AT&T Nightingale/LaPuerta Townwide Portion			\$ 30,555	\$ 30,555	100.0%
Total Phase 3 North Construction	\$ 3,700,000	\$ 5,300,000	\$ 5,183,252	\$ 4,716,712	91.0%
Phase 3 South Construction	\$ 6,090,000	\$ 8,875,000			
Preconstruction					
Construction			\$ 8,029,385		
Approved Change Orders					
FPL Construction			\$ 562,000	562,905	100.2%
FPL Design Cost			\$ 11,359	6,950	61.2%
FPL - 101 El Brillo				10,875	
ATT Design and Construction Cost			\$ 425,000	5,000	1.2%
Comcast Design and Construction Cost			\$ 195,128	3,128	1.6%
Construction Engineering (KH)			\$ 322,540		
Total Phase 3 South Construction	\$ 6,090,000	\$ 8,875,000	\$ 9,545,412	\$ 588,858	6.2%
Easement Acquisition/Abandonment	\$ 260,000	\$ 330,000			
<i>Kimley Horn Easement Assistance</i>					
Task 1 Easement Assistance North and South			\$ 273,390	\$ 270,913	99.1%
Legal Advertising				\$ 1,076	
Easement Amendment			\$ 49,285	\$ 38,486	78.1%
<i>Surveys</i>					
Task Legal Sketch South			\$ 37,436		0.0%
Jones Foster - Legal			\$ 25,000	\$ 18,915	75.7%
Recording Costs				\$ 4,160	
Easement Abandonment				\$ -	
Total Easement Acquisition Costs	\$ 260,000	\$ 330,000	\$ 385,111	\$ 333,550	86.6%
Total Phase 3 Costs	\$10,910,000	\$15,400,000	\$ 16,008,280	\$ 6,532,830	40.8%

Underground Utility Project Budget
Phase 4 Project Costs
November 30, 2020

	Original OPC	Dec 2019 OPC	Budget	Actual	% Expended
Phase 4 Design					
Kimley Horn					
Task 1.1 Phase 4 North Design	\$ 402,000		\$ 312,317	306,071	98.0%
Task 1.2 Phase 4 South Design	\$ 413,000		\$ 451,284	349,745	77.5%
Task 1.3 Permitting Assistance			\$ 14,468	-	0.0%
Task 1.4 Bid Phase Assistance			\$ 37,899	-	0.0%
Task 1.6 Meetings			\$ 77,911	77,383	99.3%
Total Phase 4 Design	\$ 815,000	\$ 894,000	\$ 893,879	733,199	82.0%
Construction Costs					
Phase 4 North Construction	4,605,000	6,275,000			
Preconstruction					
Construction					
Approved Change Orders					
FPL BCE			\$ 91,543	91,543	
FPL Design Cost			\$ 12,757		
ATT Design Cost				5,000	
Comcast Design Cost				3,128	
Utility Costs (FPL, Comcast, AT&T)					
Construction Engineering (KH)					
Total Phase 4 North Construction	\$ 4,605,000	\$ 6,275,000	\$ 104,300	99,671	95.6%
Phase 4 South Construction	4,710,000	7,640,000			
Preconstruction					
Construction					
Approved Change Orders					
FPL Design Cost			\$ 13,160	1,350	10.3%
ATT Design Cost				5,000	
Comcast Design Cost				3,128	
Utility Costs (FPL, Comcast, AT&T)					
Construction Engineering (KH)					
Total Phase 4 South Construction	\$ 4,710,000	\$ 7,640,000	\$ 13,160	9,478	72.0%
Easement Acquisition/Abandonment	\$ 240,000	\$ 411,000			
<i>Kimley Horn Easement Assistance</i>					
Easement Assistance (KH)			\$ 339,639	280,254	82.5%
Easement Assistance (KH) -- Switches			\$ 67,747	58,504	86.4%
Easement Assistance (KH)			\$ 59,369	1,085	
<i>Surveys</i>					
Legal Sketch			\$ 38,230	28,976	75.8%
Legal Sketch - Switches			\$ 4,967		
Jones Foster - Legal					
Recording Costs				3,374	
Easement Abandonment					
Total Easement Acquisition Costs	\$ 240,000	\$ 411,000	\$ 509,952	372,194	73.0%
Total Phase 4 Costs	\$ 10,370,000	\$ 15,220,000	\$ 1,521,291	1,214,541	79.8%

Underground Utility Project Budget
Phase 5 Project Costs
November 30, 2020

	Original OPC	Dec 2019 OPC	Budget	Actual	% Expended
Phase 5					
Kimley Horn					
Task 1.1 Phase 5 North Design	\$ 520,000		\$ 454,210	\$ 213,479	47.0%
Task 1.2 Phase 5 South Design	\$ 600,000		\$ 606,951	\$ 285,267	47.0%
Task 1.3 Permitting Assistance North/South			\$ 17,100		0.0%
Task 1.4 Bid Phase Assistance North/South			\$ 37,899		0.0%
Task 1.6 Meetings North/South			\$ 77,911	\$ 60,756	78.0%
Total Phase 5 Design	\$ 1,120,000	\$ 1,195,000	\$ 1,194,071	\$ 559,502	46.9%
Construction Costs					
Phase 5 North Construction	\$ 5,890,000	\$ 8,055,000			
Preconstruction			\$ 59,100		
Construction					
Utility Costs (FPL, Comcast, AT&T)					
AT&T Design			\$ 5,000	5,000	100.0%
FPL Design Costs			\$ 16,223	17,573	108.3%
Construction Engineering (KH)					
Total Phase 5 North Construction	\$ 5,890,000	\$ 8,055,000	\$ 80,323	\$ 22,573	28.1%
Phase 5 South Construction	\$ 6,750,000	\$ 10,545,000			
Preconstruction			\$ 59,100		
Construction					
Utility Costs (FPL, Comcast, AT&T)					
AT&T Design			\$ 5,000	5,000	100.0%
FPL Design Costs			\$ 19,283	20,633	107.0%
Construction Engineering (KH)					
Total Phase 5 South Construction	\$ 6,750,000	\$ 10,545,000	\$ 83,383	\$ 25,633	30.7%
Easement Acquisition/Abandonment	\$ 330,000	\$ 365,000			
<i>Kimley Horn Easement Assistance</i>					
<i>Easement Assistance</i>			\$ 218,600	\$ 117,796	53.9%
Easement Assistance			\$ 81,086	\$ 36,732	45.3%
<i>Surveys</i>					
Legal Sketch			\$ 41,080	\$ 5,465	13.3%
Jones Foster - Legal					
Recording Costs				\$ 431	
Easement Abandonment				\$ -	
Total Easement Acquisition Costs	\$ 330,000	\$ 365,000	\$ 340,766	\$ 160,424	47.1%
FEMA Grant		\$ (8,465,355)			
Total Phase 5 Costs	\$14,090,000	\$11,694,645	\$ 1,698,543	\$ 768,132	45.2%

Underground Utility Project Budget
Phase 6 Project Costs
November 30, 2020

	OPC	Dec 2019 OPC	Budget	Actual	% Expended
Phase 6 Design					
Kimley Horn					
Task 1.1 Phase 6 North Design	\$ 420,000		\$ 475,019	\$ 142,506	30.0%
Task 1.2 Phase 6 South Design	\$ 940,000		\$ 826,551	\$ 256,231	31.0%
Task 1.3 Permitting Assistance North/South			\$ 17,694		0.0%
Task 1.4 Bid Phase Assistance North/South			\$ 35,938		0.0%
Task 1.6 Meetings North			\$ 84,791	\$ 9,412	11.1%
Total Phase 6 Design	\$ 1,360,000	\$ 1,440,000	\$ 1,439,993	\$ 408,149	28.3%
Utility and Construction Costs					
Phase 6 North Construction	\$ 4,790,000	\$ 6,615,000			
Preconstruction					
Construction					
Approved Change Orders					
FPL Design Cost			\$ 15,868	15,868	100.0%
ATT Design Cost					
Comcast Design Cost					
Utility Costs (FPL, Comcast, AT&T)					
Construction Engineering (KH)					
Total Phase 6 North Construction	\$ 4,790,000	\$ 6,615,000	\$ 15,868	\$ 15,868	100.0%
Phase 6 South Construction	\$ 10,270,000	\$ 12,298,000			
Preconstruction					
Construction					
Approved Change Orders					
FPL Design Cost			\$ 19,394	19,394	100.0%
ATT Design Cost					
Comcast Design Cost					
Utility Costs (FPL, Comcast, AT&T)					
Construction Engineering (KH)					
Total Phase 6 South Construction	\$ 10,270,000	\$ 12,298,000	\$ 19,394	\$ 19,394	100.0%
Easement Acquisition/Abandonment	\$ 400,000	\$ 447,000			
<i>Kimley Horn Easement Assistance</i>					
Easement Assistance			\$ 351,594	\$ 7,152	2.0%
Surveys					
Legal Sketch			\$ 58,415	\$ 250	0.4%
Jones Foster - Legal					
Recording Costs				\$ 354	
Easement Abandonment				\$ -	
Total Easement Acquisition Costs	\$ 400,000	\$ 447,000	\$ 410,009	\$ 7,755	1.9%
Total Phase 6 Costs	\$ 16,820,000	\$ 20,800,000	\$ 1,885,264	\$ 451,166	23.9%

**Underground Utility Project Budget
Phase 7 Project Costs
November 30, 2020**

	OPC	Dec 2019 OPC	Budget	Actual	% Expended
Phase 7 Design					
Kimley Horn					
Task 1.1 Phase 7 North Design	\$ 450,000		\$ 492,488		0.0%
Task 1.2 Phase 7 South Design	\$ 480,000		\$ 630,830		0.0%
Task 1.3 Bid Phase Assistance North and South			\$ 35,938		0.0%
Task 1.4 Meetings North and South			\$ 77,616		0.0%
Total Phase 7 Design	\$ 930,000	\$ 1,237,000	\$ 1,236,872	\$ -	0.0%
Utility and Construction Costs					
Phase 7 North Construction	\$ 5,140,000	\$ 7,005,000			
Preconstruction					
Construction					
Approved Change Orders					
FPL Design Cost					
ATT Design Cost					
Comcast Design Cost					
Utility Costs (FPL, Comcast, AT&T)					
Construction Engineering (KH)					
Total Phase 7 North Construction	\$ 5,140,000	\$ 7,005,000	\$ -	\$ -	0.0%
Phase 7 South Construction	\$ 5,380,000	\$ 7,320,000			
Preconstruction					
Construction					
Approved Change Orders					
FPL Design Cost					
ATT Design Cost					
Comcast Design Cost					
Utility Costs (FPL, Comcast, AT&T)					
Construction Engineering (KH)					
Total Phase 7 South Construction	\$ 5,380,000	\$ 7,320,000	\$ -	\$ -	0.0%
Easement Acquisition/Abandonment	\$ 280,000	\$ 348,000			
<i>Kimley Horn Easement Assistance</i>					
Easement Assistance			\$ 346,459	\$ 129	0.0%
Surveys					
Legal Sketch					
Jones Foster - Legal					
American Acquisition Group					
Temp Services					
Recording Costs				\$ 250	
Total Easement Acquisition Costs	\$ 280,000	\$ 348,000	\$ 346,459	\$ 379	0.1%
Total Phase 7 Costs	\$ 11,730,000	\$ 15,910,000	\$ 1,583,331	\$ 379	0.0%

Underground Utility Project Budget
Phase 8 Project Costs
November 30, 2020

	OPC	Dec 2019 OPC	Budget	Actual	% Expended
Phase 8 Design					
Kimley Horn					
Task 1.1 Phase 8 Design	\$ 1,010,000	\$ 1,151,000	\$ 1,029,017		0.0%
Task 1.2 Permitting Assistance			\$ 17,694		0.0%
Task 1.3 Bid Phase Assistance			\$ 14,430		0.0%
Task 1.4 Meetings			\$ 89,778		0.0%
Total Phase 8 Design	\$ 1,010,000	\$ 1,151,000	\$ 1,150,919	\$ -	0.0%
Utility and Construction Costs					
Phase 8 Construction	\$ 10,990,000	\$ 13,107,000			
Preconstruction					
Construction					
Approved Change Orders					
FPL Design Cost					
ATT Design Cost					
Comcast Design Cost					
Utility Costs (FPL, Comcast, AT&T)					
Construction Engineering (KH)					
Total Phase 8 North Construction	\$ 10,990,000	\$ 13,107,000	\$ -	\$ -	0.0%
Easement Acquisition/Abandonment	\$ 300,000	\$ 242,000			
<i>Kimley Horn Easement Assistance</i>					
Easement Assistance			\$ 227,724	\$ 129	0.1%
Surveys					
Legal Sketch					
Jones Foster - Legal					
American Acquisition Group					
Temp Services					
Recording Costs				\$ 34	
Total Easement Acquisition Costs	\$ 300,000	\$ 242,000	\$ 227,724	\$ 163	0.1%
Total Phase 8 Costs	\$ 12,300,000	\$ 14,500,000	\$ 1,378,643	\$ 163	0.0%

Underground Utility Project Budget
Other Project Costs
November 30, 2020

Master Plan	Budget	Actual	% Expended
Task 1.1 - Data Collection & GIS Base Mapping	\$ 88,021	\$ 88,021	100.0%
Task 1.1a Data Collection for Future Communications	\$ 23,511	\$ 23,511	100.0%
Task 1.2 - Conceptual Design and Master Plan	\$ 161,756	\$ 161,756	100.0%
Task 1.3 - Project Sequencing and Phasing	\$ 31,244	\$ 31,244	100.0%
Task 1.4 - Assessment of Traffic Impacts	\$ 77,660	\$ 77,660	100.0%
Task 1.5 - Project Delivery Methods	\$ 17,448	\$ 17,448	100.0%
Task 1.6 - Master Plan Document	\$ 45,053	\$ 45,053	100.0%
Task 1.7 - Meetings Master Planning Phase	\$ 113,135	\$ 113,123	100.0%
Task 1.8 - Master Plan Second Half	\$ 40,067	\$ 40,067	100.0%
Subtotal Master Planning	\$ 597,895	\$ 597,883	100.0%
Comcast Preplanning - Master Plan		\$ 12,015	
Community Outreach	\$ 282,519	\$ 214,414	75.9%
Peer Review Study - Patterson & Dewar (\$50,000 Offsetting Revenue)	\$ 100,000	\$ 100,000	100.0%
Total Other Project Costs	\$ 980,414	\$ 924,312	94.3%

Debt Service and Related Debt Issuance Costs

	Budget	Actual	% Expended
Commercial Paper Issuance Cost		\$ 195,366	
Commercial Paper Fees		\$ 52,252	
Commercial Paper Interest		\$ 243,096	
GO Bond Closing Costs		\$ 488,271	
GO Bond Debt Service	\$ 9,497,200	\$ 5,852,631	61.6%
Total Debt Service and Related Debt Issuance Costs	\$ 9,497,200	\$ 6,831,614	71.9%

Related Costs Outside of the Underground Project Budget

	Budget	Actual	% Expended
Costs paid from (307) Fund CIP			
Underground City of Lake Worth Section			
Project Design	\$ 25,231	\$ 24,430	96.8%
Project Construction	\$ 351,081	\$ 346,124	98.6%
Project Construction Engineering	\$ 11,607	\$ 12,849	110.7%
Utility Cost (FPL, Comcast, AT&T)	\$ 134,333	\$ 127,531	94.9%
Project Meeting Attendance	\$ 3,334	\$ 2,914	87.4%
Total Lake Worth Section	\$ 525,586	\$ 513,847	97.8%
Ibis Way PGD Improvements	\$ 14,583	\$ 14,583	100.0%
General Fund Costs			
Goldmacher v TPB Legal and Other Costs		\$ 183,701	
Kosberg v TPB Legal and Other Costs		\$ 590,621	
PBT Real Estate v TPB		\$ 159,408	
Gardner, Bist Bowden, Bush (Shef Wright)		\$ 24,799	
Temp Services - Easement acquisition	\$ 40,000	\$ 71,141	177.9%
Project Manager -Pay and benefits	\$ 454,398	\$ 456,578	100.5%
Telecommunications Consultant	\$ 89,000	\$ 83,210	93.5%
Peter Brandt (Contract Negotiations)	\$ 35,000	\$ 23,735	67.8%
Total Related Costs Outside of the Budget	\$ 1,158,567	\$ 2,121,622	183.1%

U.S. Rate Forecasts

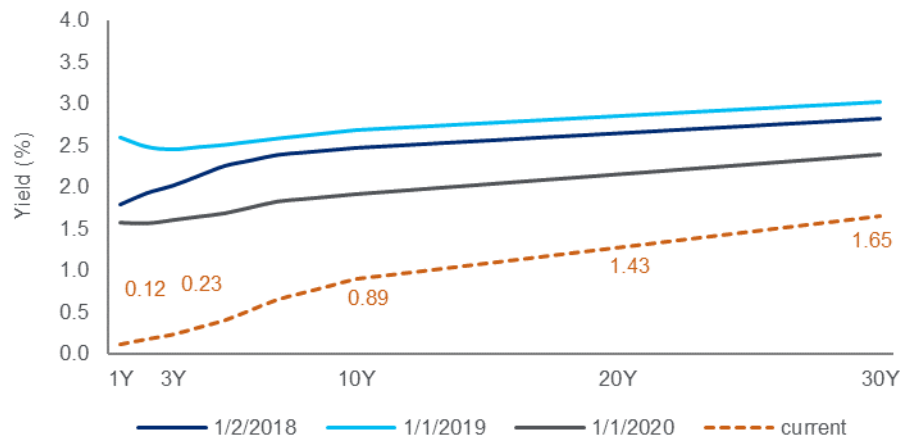
10-Year Treasury Yield Forecast

Citi is forecasting higher rates at year-end than the Street Consensus



US Treasury Yield Curve

The yield curve has fallen significantly as the coronavirus outbreak has prompted the Federal Reserve to cut interest rates as investors put on a flight-to-quality trade



Rate Forecasts

5-Year Treasury	Current	4Q20	1Q21	2Q21	3Q21	4Q21	1Q22
Citi's Forecast	0.41%	0.50%	0.50%	0.50%	0.50%	0.50%	0.50%
Economists' Consensus		0.34%	0.39%	0.44%	0.50%	0.55%	0.65%

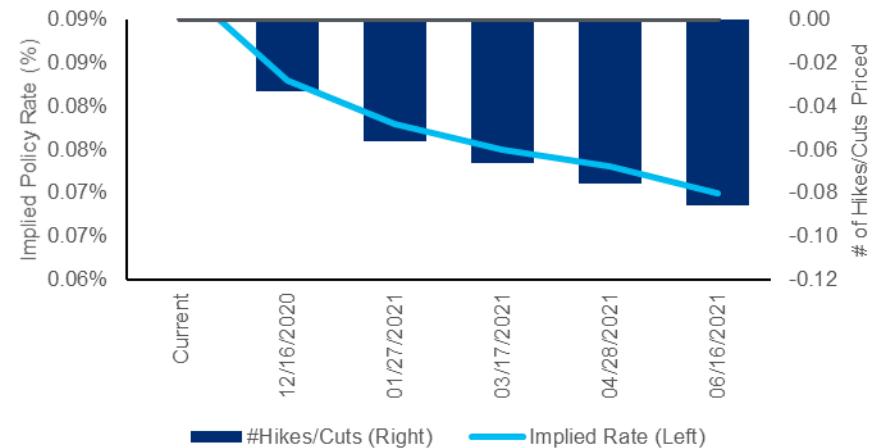
10-Year Treasury	Current	4Q20	1Q21	2Q21	3Q21	4Q21	1Q22
Citi's Forecast	0.89%	1.25%	1.25%	1.25%	1.258%	1.25%	1.25%
Economists' Consensus		0.75%	0.82%	0.90%	1.00%	1.01%	1.20%

30-Year Treasury	Current	4Q20	1Q21	2Q21	3Q21	4Q21	1Q22
Citi's Forecast	1.65%	1.75%	1.75%	1.75%	1.75%	1.75%	1.75%
Economists' Consensus		1.50%	1.56%	1.66%	1.70%	1.73%	1.85%

Fed Funds	Current	4Q20	1Q21	2Q21	3Q21	4Q21	1Q22
Citi's Forecast	0.25%	0.25%	0.25%	0.25%	0.25%	0.25%	0.25%
Economists' Consensus		0.25%	0.25%	0.25%	0.25%	0.25%	0.25%

Expectations of Fed Change in Interest Rates (Market View)

The market is pricing in lower interest rates throughout the next year



Source: Current rates and expectation of Fed hike as of November 13, 2020; expectations use the median of economists forecasts; Citi forecasts as of October 21, 2020, Bloomberg forecasts as of November 11, 2020.