

# Seaview Park

Palm Beach FL March 28, 2019 1128992-01-09-01



\*Custom products are shown as conceptual only. \*Custom product manufacturing time for this project will be approximately 6 weeks from the time of LSI order acceptance.

©2019 Landscape Structures. All Rights Reserved.



FOR A BETTER TOMORROW  
**WE PLAY TODAY**  
shapedbyplay.com

Proudly presented by:

Tricia Thomas



**REP SERVICES, INC.**  
Experts at Play & Outdoor Spaces



# Seaview Park

Palm Beach FL

March 28, 2019

1128992-01-09-02



\*Custom products are shown as conceptual only. \*Custom product manufacturing time for this project will be approximately 6 weeks from the time of LSI order acceptance.

©2019 Landscape Structures. All Rights Reserved.

landscape  
structures®



FOR A BETTER TOMORROW  
**WE PLAY TODAY**  
shapedbyplay.com

Proudly presented by:

Tricia Thomas



**REP SERVICES, INC.**  
Experts at Play & Outdoor Spaces



# Seaview Park

Palm Beach FL

March 28, 2019

1128992-01-09-03



\*Custom products are shown as conceptual only. \*Custom product manufacturing time for this project will be approximately 6 weeks from the time of LSI order acceptance.

©2019 Landscape Structures. All Rights Reserved.

landscape  
structures®



FOR A BETTER TOMORROW  
**WE PLAY TODAY**  
shapedbyplay.com

Proudly presented by:

Tricia Thomas



**REP SERVICES, INC.**  
Experts at Play & Outdoor Spaces



# Seaview Park

Palm Beach FL March 28, 2019 1128992-01-09-04



\*Custom products are shown as conceptual only. \*Custom product manufacturing time for this project will be approximately 6 weeks from the time of LSI order acceptance.

©2019 Landscape Structures. All Rights Reserved.

landscape  
structures®



FOR A BETTER TOMORROW  
**WE PLAY TODAY**  
shapedbyplay.com

Proudly presented by:

Tricia Thomas



**REP SERVICES, INC.**  
Experts at Play & Outdoor Spaces



# Seaview Park

Palm Beach FL

March 28, 2019

1128992-01-09-05



\*Custom products are shown as conceptual only. \*Custom product manufacturing time for this project will be approximately 6 weeks from the time of LSI order acceptance.

©2019 Landscape Structures. All Rights Reserved.

landscape  
structures®



FOR A BETTER TOMORROW  
**WE PLAY TODAY**  
shapedbyplay.com

Proudly presented by:

Tricia Thomas



**REP SERVICES, INC.**  
Experts at Play & Outdoor Spaces



# Seaview Park

Palm Beach FL

March 28, 2019

1128992-01-09-06



\*Custom products are shown as conceptual only. \*Custom product manufacturing time for this project will be approximately 6 weeks from the time of LSI order acceptance.

©2019 Landscape Structures. All Rights Reserved.

landscape  
structures®



FOR A BETTER TOMORROW  
**WE PLAY TODAY**

[shapedbyplay.com](http://shapedbyplay.com)

Proudly presented by:

Tricia Thomas



**REP SERVICES, INC.**  
Experts at Play & Outdoor Spaces



# PROPOSED PLAYGROUND INSTALLATION

**TOTAL PLAY COMPONENTS:** 2-5 AGE AREA - 17  
5-12 AGE AREA - 31

NUMBER AND TYPES OF GROUND LEVEL PLAY COMPONENTS REQUIRED	2-5 AGE AREA				
	TOTAL ELEVATED PLAY COMPONENTS	5			
	TOTAL ELEVATED COMPONENTS ACCESSIBLE BY RAMP	0	<u>REQUIRED</u>	0	
	TOTAL ELEVATED COMPONENTS ACCESSIBLE BY TRANSFER	5	<u>REQUIRED</u>	3	
	TOTAL ACCESSIBLE GROUND LEVEL COMPONENTS SHOWN	9	<u>REQUIRED</u>	2	
	TOTAL DIFFERENT TYPES OF GROUND LEVEL COMPONENTS	6	<u>REQUIRED</u>	2	
	5-12 AGE AREA				
	TOTAL ELEVATED PLAY COMPONENTS	19			
	TOTAL ELEVATED COMPONENTS ACCESSIBLE BY RAMP	0	<u>REQUIRED</u>	0	
	TOTAL ELEVATED COMPONENTS ACCESSIBLE BY TRANSFER	12	<u>REQUIRED</u>	10	
TOTAL ACCESSIBLE GROUND LEVEL COMPONENTS SHOWN	12	<u>REQUIRED</u>	6		
TOTAL DIFFERENT TYPES OF GROUND LEVEL COMPONENTS	7	<u>REQUIRED</u>	3		
Playground equipment meets the requirements of FBC Accessibility Code, Table 240.2.1.2					

**SURFACING AND PLAYSURFACES MAY BECOME **HOT** AND CAUSE BURNS. CHECK FOR HOT SURFACES PRIOR TO PLAYING ON THE PLAYGROUND.**

NOT FOR CONSTRUCTION

86'-9"

[illegible]

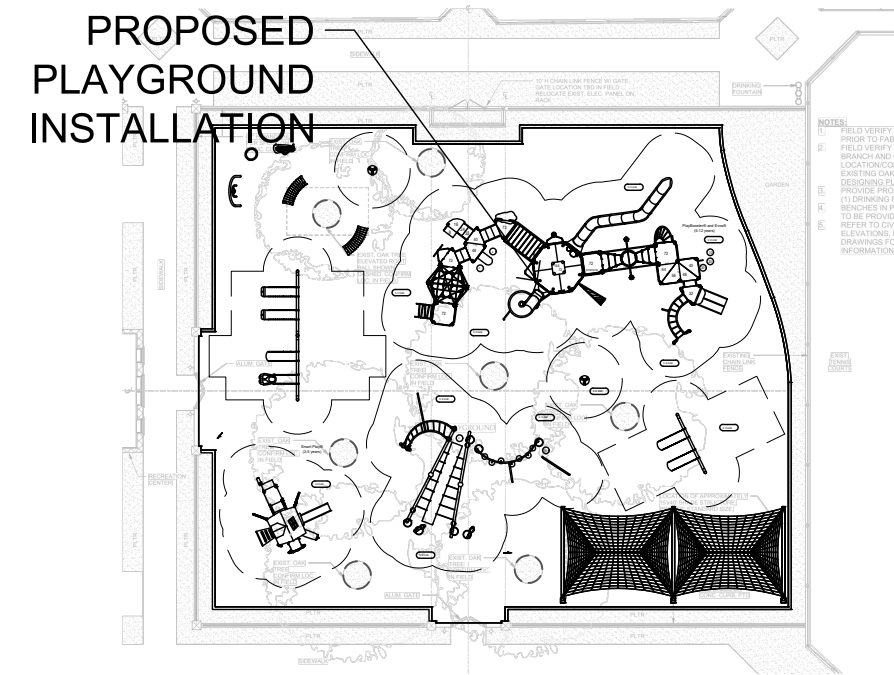
– CUSTOM SKYWAYS  
SHADE CANOPY

SHEET NO.  
**P-1**  
PAPER SIZE  
**B**

# Town of Palm Beach - Seaview Park

Palm Beach, FL





## SITE LOCATION MAP

### SURFACING

8785 SF  
ENGINEERED WOOD FIBER  
12' MAXIMUM FALL HEIGHT  
360 LF NEW CONCRETE CURB

**TOTAL PLAY COMPONENTS:** 2-5 AGE AREA - 17  
5-12 AGE AREA - 31

NUMBER AND TYPES OF GROUND LEVEL PLAY COMPONENTS REQUIRED	2-5 AGE AREA				
	TOTAL ELEVATED PLAY COMPONENTS	5			
	TOTAL ELEVATED COMPONENTS ACCESSIBLE BY RAMP	0	REQUIRED	0	
	TOTAL ELEVATED COMPONENTS ACCESSIBLE BY TRANSFER	5	REQUIRED	3	
	TOTAL ACCESSIBLE GROUND LEVEL COMPONENTS SHOWN	9	REQUIRED	2	
	TOTAL DIFFERENT TYPES OF GROUND LEVEL COMPONENTS	6	REQUIRED	2	
	5-12 AGE AREA				
	TOTAL ELEVATED PLAY COMPONENTS	19			
	TOTAL ELEVATED COMPONENTS ACCESSIBLE BY RAMP	0	REQUIRED	0	
	TOTAL ELEVATED COMPONENTS ACCESSIBLE BY TRANSFER	12	REQUIRED	10	
TOTAL ACCESSIBLE GROUND LEVEL COMPONENTS SHOWN	12	REQUIRED	6		
TOTAL DIFFERENT TYPES OF GROUND LEVEL COMPONENTS	7	REQUIRED	3		
Playground equipment meets the requirements of FBC Accessibility Code, Table 240.2.1.2					

### WARNING


SURFACING AND PLAYSURFACES MAY BECOME **HOT** AND CAUSE BURNS. CHECK FOR HOT SURFACES PRIOR TO PLAYING ON THE PLAYGROUND.

QTY.	POST/ARCH LENGTHS	QTY.	EVOS ARCH CLAMPS
4	A 156"Alum Post DB	2	OE Clamp One Face (O-E)
2	B 148"Steel Post DB	5	OO Clamp No Faces (O-O)
10	C 148"Alum Post DB		
2	D 140"Steel Post DB		
1	E 140"Alum Post DB		
2	F 132"Steel Post DB		
2	G 132"Alum Post DB		
4	H 124"Alum Post DB		
6	I 116"Alum Post DB		
2	J 108"Alum Post DB		

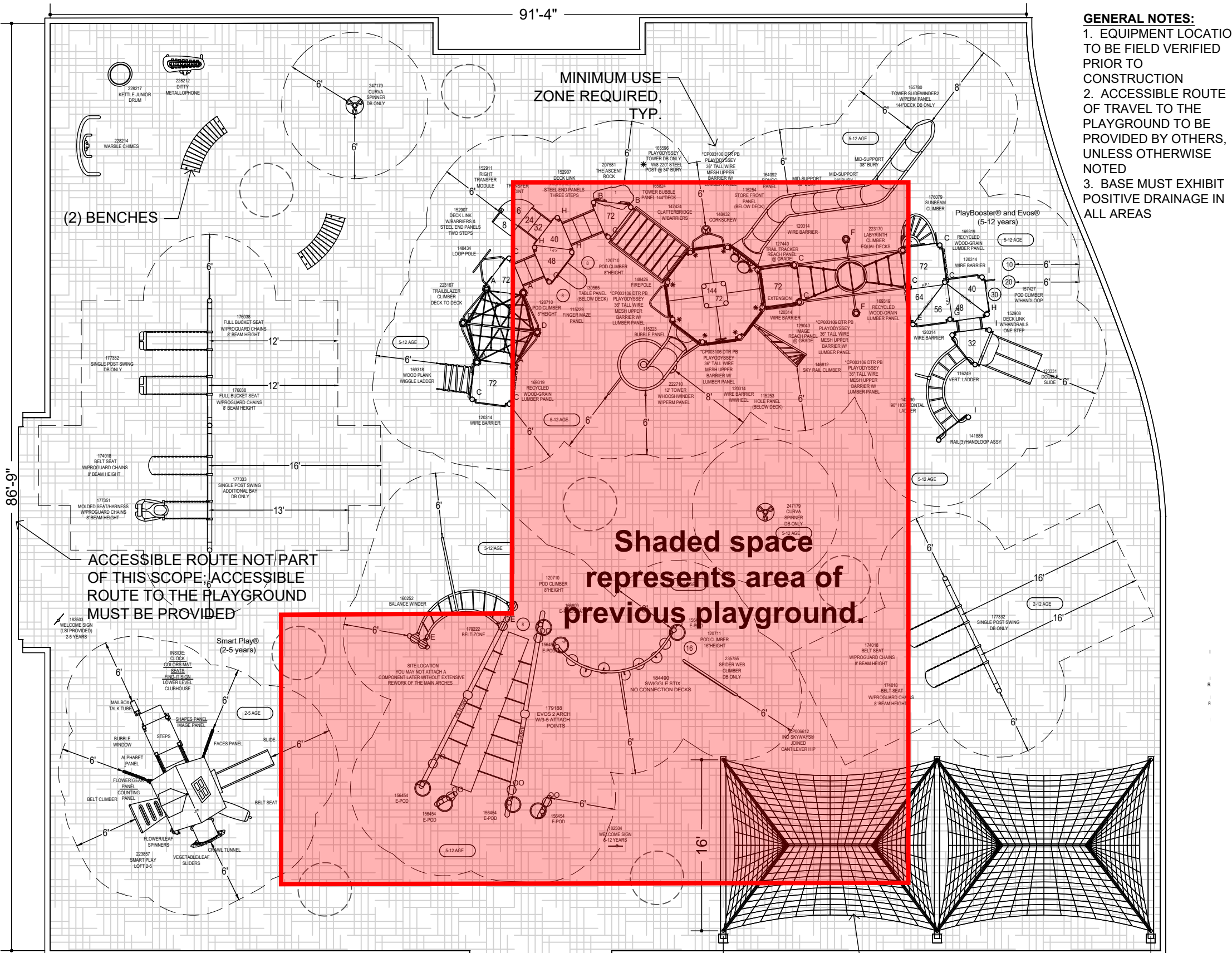
182504 WELCOME SIGN 5-12 YEARS  
182503 WELCOME SIGN (LSI PROVIDED) 2-5 YEARS

**WELCOME SIGN**  
TO BE LOCATED IN CONSULTATION WITH OWNER

NOT FOR CONSTRUCTION



SCALE: 1" = 10'



\*ALL EXISTING TREES TO REMAIN; SEE SHEET P-2 FOR APPROXIMATE TREE LOCATIONS PER SITE PLAN BY OTHERS

360 LF NEW CONCRETE CURB

CUSTOM SKYWAYS SHADE CANOPY

SHEET NO.  
**P-1**  
PAPER SIZE  
**B**

RSI PROJ: 16160  
DRAWING: 1128992-01-06-Revised

# Town of Palm Beach - Seaview Park

Palm Beach, FL



