

TOWN OF PALM BEACH

Information for Town Council Meeting on: December 11, 2018

TO: Mayor & Town Council

VIA: Kirk Blouin, Town Manager

FROM: Steven Stern, Project Manager

RE: **Key Project Updates**

DATE: November 30, 2018

I. Communications

Recent Events

- Phase 1 & 2 North: Coffee with the Crew, Monday, December 3, 2018.
- Phase 1 South: Cup of Joe with Bo & Town Staff, Friday, December 7, 2018.
- Undergrounding Community Meeting, Thursday, Nov 29, 2018 at Townhall
- Mail Campaign: All affected property owners within Phase 2 North were notified via mail of a planned right of way equipment placement adjacent to their property and provided contact information to obtain more information.

Upcoming Events

- Phase 1, 2, 3 - South: Cup of Joe with Bo & Town Staff, Friday January 4, 2019.
Location: South Fire Station
- Phase 1, 2, 3 North: Coffee with the Crew & Town Staff, Monday January 7, 2019.
New Location - Palmo Way – West Side - Green Space
- Undergrounding Community Meeting, Tuesday, Jan 29, 2019 at Townhall

II. Progress Summary:

Construction progress:

Phase 1 North Construction:

- FPL subscriber conversions have been on hold pending final FPL approval.
 - After the FPL walkthrough, two additional easements were required. One easement is recorded, the second we have a verbal approval. FPL cutover activities are now expected to begin in December.
- ATT acknowledged receipt of contract/payment and plans to begin installation activities in February 2019.

- Comcast installation activities are nearly complete with final electronics installations pending. Comcast plans to begin conversions to the underground system in 1Q. A start date will be communicated.
- Final pole removal and landscape remains targeted for May 2019.
- Landscaping planned to be installed after all utility subscriber cutovers. There may be exceptions based on proximity of poles to be removed.

Phase 1 South Construction:

- FPL subscriber conversions remain pending final FPL approval.
 - Walkthrough with FPL scheduled for December 4.
- ATT acknowledged receipt of contract/payment and plans to begin installation activities in February 2019.
- Comcast installation activities are nearly complete with final electronics installations pending. Comcast plans to begin conversions to the underground system in 1Q. A start date will be communicated.
- Final pole removal and landscape remains targeted for May 2019.
- Landscaping planned to be installed after all utility subscriber cutovers. There may be exceptions based on proximity of poles to be removed.

Phase 2 North Construction:

- Horizontal directional drilling continued through November. The crews began drilling at the north end of the project limits along North Lake Way just south of Onondaga Avenue and headed south.
- The east / west roads from North Lake to the first transformer have also been drilled.
- Drilling on N Ocean Blvd is expected to begin later this month and continue through February.

Phase 2-3 South Construction:

- CMAR Proposals received Nov 14.
- Selection in process with committee meeting planned for December 13.
- Awards are targeted for Jan Feb.
- The goal is to keep the project on track for May 2019-construction start.

Design & Easement Progress:

Phase 2:

- Phase 2 North Design is 90% complete
- Phase 2 South Design is 91% complete

Easement Status:

- Phase 2 North: 78% of easements approved
Multiple easements were added this month due to property owners that desire to eliminate chicanes and have volunteered their land for equipment placement. Those easements are still pending so the above completion percentage is lower than the previous month.
- Phase 2 South: 72% of easements approved

FPL issued a design revision that added two additional easements. Those easements are still pending so the above completion percentage is lower than the previous month.

Phase 3:

- Phase 3 North Design is 55% complete
- Phase 3 South Design is 48% complete

Easement Status:

- Phase 3 North: 11% of easements approved
- Phase 3 South: 3% of easements approved

Phase 4:

- Phase 2 North Design is 25% complete
- Phase 2 South Design is 22% complete

Easement Status: Not Started

III. Chicanes/ Street Choker - Progress Summary:

Status summary (as of Nov 30):

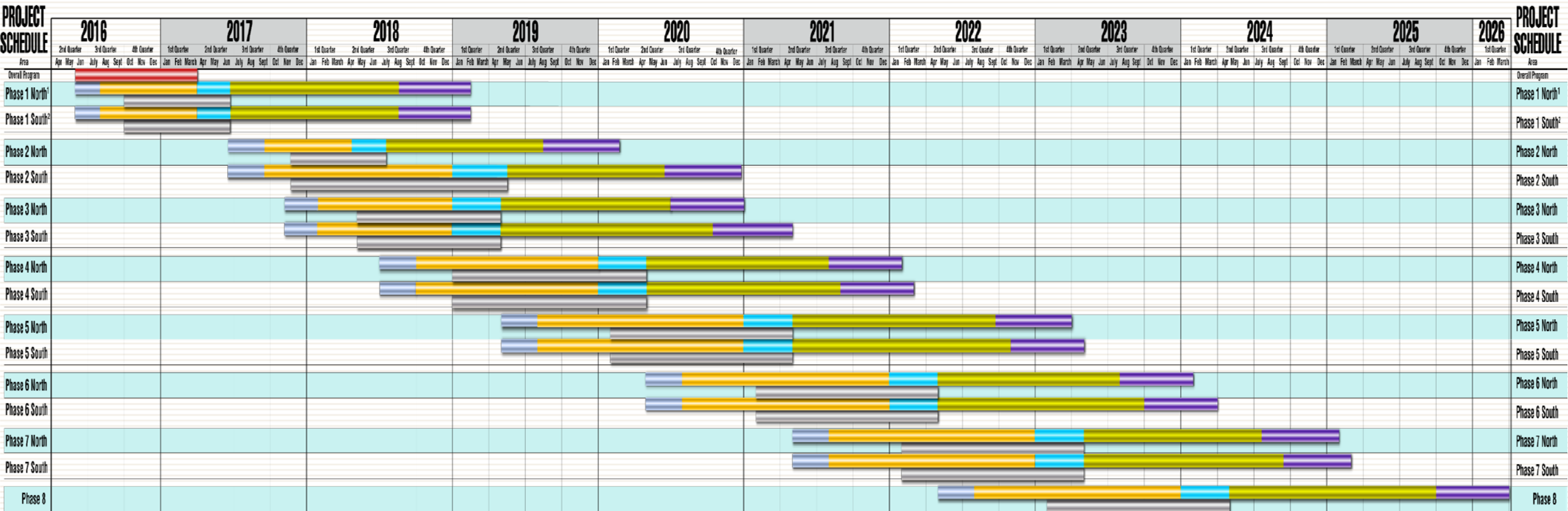
- a) Esplanade Way:
 - Verbal approval. 230 Esplanade Way. Easement document pending owner signature.
- b) Reef Road:
 - Verbal approval. 151 & 153 Reef Rd agreed to split the easement. Pending FPL review for requested variance due to clear space.
- c) Angler Ave:
 - Owner decision pending. 235 Angler Ave. Reconsidering revised design and equipment layout.
- d) Dolphin Road:
 - Verbal approval. 157 Dolphin Rd. Pending FPL review for requested variance due to clear space.
- e) Seagate Road:
 - Owner decision pending. A second on site easement meeting is scheduled for Jan 3 with the owner of 135 Seagate.
- f) Ocean Terrace:
 - Possible Solution. 235 Ocean Terrace. Owner reconsidering granting easement and in process to convert home from 3 phase to single-phase power. Doing so permits a reduction in footprint of required transformer equipment.

IV. Follow Up to Requested Town Council Action Item

Action: Staff to include the undergrounding utilities project start date and location information for each phase in next month's backup.

| Phase Area | Design Start | Construction Start | End of Pole Removal / Restoration |
|------------|--------------|--------------------|-----------------------------------|
| Phase 1 N | Dec-16 | Jun-17 | Jun-19 |
| Phase 1 S | Dec-16 | Jun-17 | Jun-19 |
| Phase 2 N | Jun-17 | Jul-18 | Feb-20 |
| Phase 2 S | Jun-17 | May-19 | Dec-20 |
| Phase 3 N | Nov-17 | May-19 | Jan-21 |
| Phase 3 S | Nov-17 | May-19 | Apr-21 |
| Phase 4 S | Jun-18 | May-20 | Feb-22 |
| Phase 4 N | Jun-18 | May-20 | Mar-22 |
| Phase 5 N | May-19 | May-21 | Apr-23 |
| Phase 5 N | May-19 | May-21 | May-23 |
| Phase 6 N | May-20 | May-22 | Feb-24 |
| Phase 6 N | May-20 | May-22 | Apr-24 |
| Phase 7 N | May-21 | May-23 | Feb-25 |
| Phase 7 N | May-21 | May-23 | Mar-25 |
| Phase 8 | May-22 | May-24 | Mar-26 |

UUP Planned Schedule



1. The binding cost estimate and utility agreement development process will occur concurrently with the final 3-4 months of the design/bid phases.
2. Advertisement for CMAR should occur 5-months prior to desired pre-construction services start.

- Master Planning
- Survey
- Design Phase
- Easement Acquisition
- Pre-Construction Services/Bidding/Award
- Construction
- Pole Removal/Final Restoration



Town of Palm Beach - Underground Utility Project Dashboard - Dec '18

0.0% 10.0% 20.0% 30.0% 40.0% 50.0% 60.0% 70.0% 80.0% 90.0% 100.0%



Status Legend
 Green - On Task
 Yellow - Caution
 Red - Not on Task



Underground Utility Task Force Monthly Progress Report December 2018

Table of Contents

Dashboard – Phase 1 & 2 Construction and Phase 2, 3, 4 Design

1. Kimley-Horn Progress Report Phase 2
2. Kimley Horn Progress Report Phase 3
3. Kimley Horn Progress Report Phase 4
4. Phase 2 Design Gantt Chart
5. Phase 3 Design Gantt Chart
6. Phase 4 Design Gantt Chart
7. Burkhardt Executive Project Summaries & Schedule – Phase 1N & 2N
8. Whiting Turner Executive Summary – Phase 1S
9. Project Financial Report
10. Interest Rate Forecast

Dashboard Notes:

- Overall Budget represents the percentage encumbered to date versus the total project budget of \$102 million.



Town-Wide Undergrounding - Phase 2 Design
KHA Project #044063202
November 2018 Progress Report
Period: October 26, 2018 to November 25, 2018

I. Scope Update

A. General

- Schedule: Project schedule progress is shown below.
 - Phase 2 North Design is 99% complete
 - Phase 2 South Design is 91% complete
- Budget: Project is on budget as of November 15, 2018
 - Phase 2 North Design is at 90% of total task budget
 - Phase 2 South Design at 87% of total task budget
- Easement Status
 - Phase 2 North: 78% of easements approved*
 - Phase 2 South: 72% of easements approved**

*Multiple easements were added this month due to property owners that desire to eliminate chicanes and have volunteered their land for equipment placement. Those easements are still pending so the above completion percentage was lowered from the previous month.

**FPL issued a design revision that added two additional easements. Those easements are still pending so the above completion percentage was lowered from the previous month.

B. Detailed Design Phase

- Subconsultant/utility owner coordination related to Phase 2 Design revisions and construction.
- Continued modification of construction plans based on easement acquisition process.
- Continued coordination with Comcast, AT&T and FPL to finalize Conduit Plans for Phase 2 South.
- Received the FDOT Phase 2 South Utility Permit application
- Coordination and development of the FDOT Phase 2 South Landscape Permit application
- Continued resident meetings for easement acquisition in Phase 2 North and Phase 2 South.
- Attendance at AT&T Coordination meeting
- Attendance at Progress Meeting with Town and Utility Owners
- Prepare and submit legal sketches and descriptions for approved easements.

II. Upcoming Activities (November 26, 2018 – December 25, 2018)

A. Detailed Design Phase

- Continue resident meetings to discuss easements in Phase 2 North and Phase 2 South.
- CMAR Procurement Assistance (Phase 2 South)
- Progress Meeting Attendance



Town-Wide Undergrounding - Phase 3 Undergrounding
KHA Project #044063215
November 2018 Progress Report
Period: October 26, 2018 to November 25, 2018

I. Scope Update

A. General

- Schedule: Project schedule progress is shown below.
 - Phase 3 North Design is 55% complete
 - Phase 3 South Design is 48% complete
- Budget: Project is on budget as of November 15, 2018
 - Phase 3 North Design is at 32% of total task budget
 - Phase 3 South Design at 34% of total task budget
- Easement Status
 - Phase 3 North: 11% of easements approved
 - Phase 3 South: 3% of easements approved

B. Detailed Design Phase

- Continued Subconsultant/utility owner coordination related to Phase 3 Undergrounding.
- Continued review of Phase 3 existing survey files received from the Town, edit base file based on additional utility record information received. Plot existing recorded easements on base map.
- Field review of proposed Phase 3 South FPL equipment locations to confirm locations are feasible.
- Continued Progress on development of Preliminary Equipment Location Plan for Phase 3 South
- Progress Meeting Attendance
- Continued development of Phase 3 North and South easement exhibits and submittal to Town.
- Research related to Private Streets and existing utility easement use in Phase 3 South.
- Attended site meeting at Ferragamo Building regarding Closed Delta electrical service.
- Received Phase 3 N FPL conduit schematic plan.

II. Upcoming Activities (November 26, 2018 – December 25, 2018)

A. Detailed Design Phase

- Submittal of balance of easement exhibits – Phase 3 South
- Easement meetings with property owners – Phases 3 North and South
- Progress on Conduit Plans for Phase 3 North and South after receipt of utility owner network designs.
- Commercial Service sizing
- Preliminary landscaping plan development
- Progress Meeting Attendance



Town-Wide Undergrounding - Phase 4 Undergrounding
KHA Project #044063219
November 2018 Progress Report
Period: October 26, 2018 to November 25, 2018

I. Scope Update

A. General

- **Schedule:** Project schedule progress is shown below.
 - Phase 4 North Design is 25% complete
 - Phase 4 South Design is 22% complete
- **Budget:** Project is on budget as of November 15, 2018
 - Phase 4 North Design is at 21% of total task budget
 - Phase 4 South Design at 22% of total task budget
- **Easement Status**
 - Phase 4: N/A, will provide status when this work begins

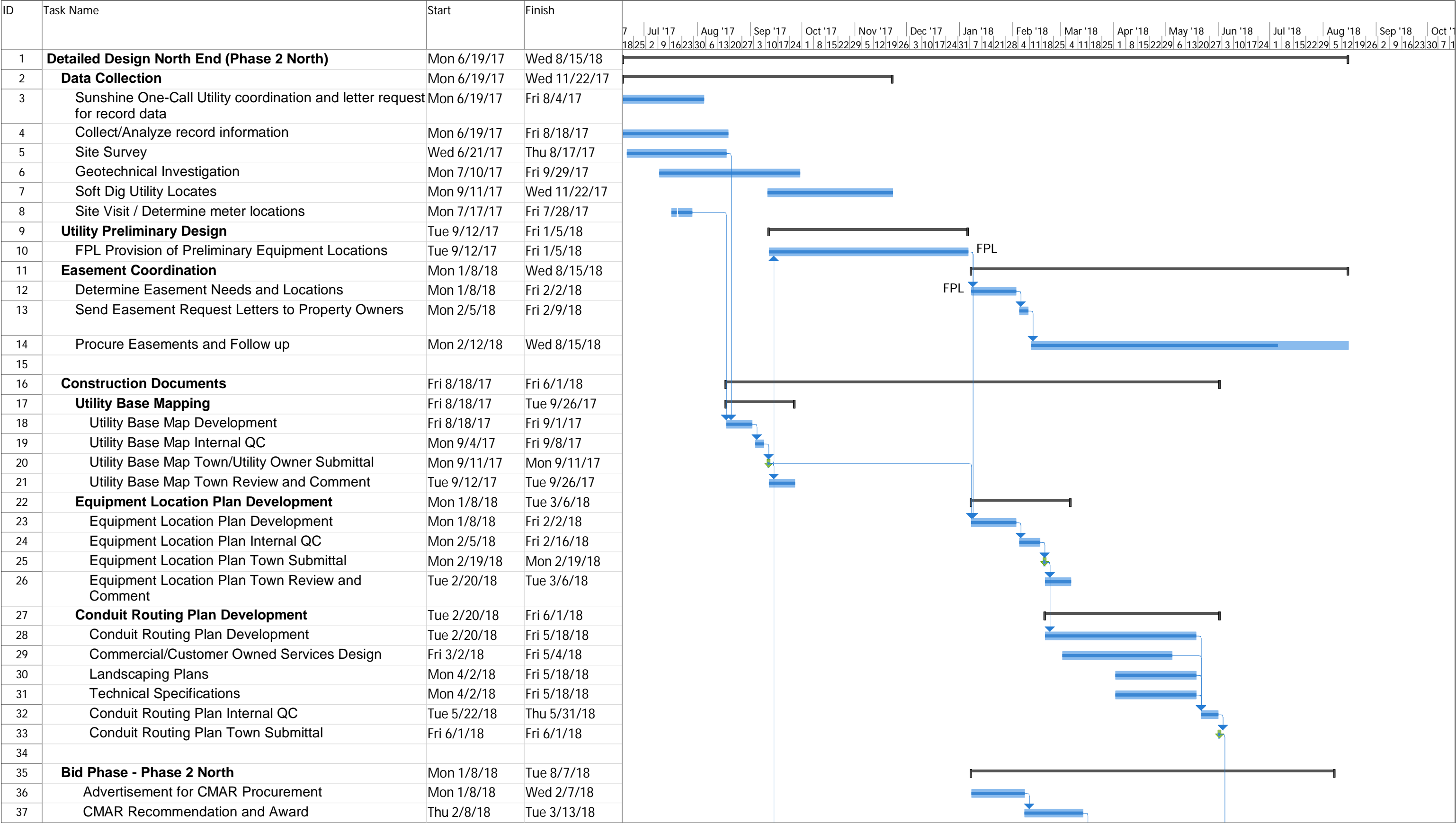
B. Detailed Design Phase

- Subconsultant coordination related to Phase 4 Undergrounding
- Utility owner coordination related to Phase 4 Undergrounding
- Progress Meeting

II. Upcoming Activities (November 26, 2018 – December 25, 2018)

A. Detailed Design Phase

- Continued Subconsultant/utility owner coordination related to Phase 4 Undergrounding
- Progress toward development of Phase 4 Street Light Exhibits
- Progress Meeting



Project: TOPB UG Ph 2 Designr
Date: Mon 11/26/18

Task

Milestone

Summary

Project Summary

Manual Task

Manual Summary

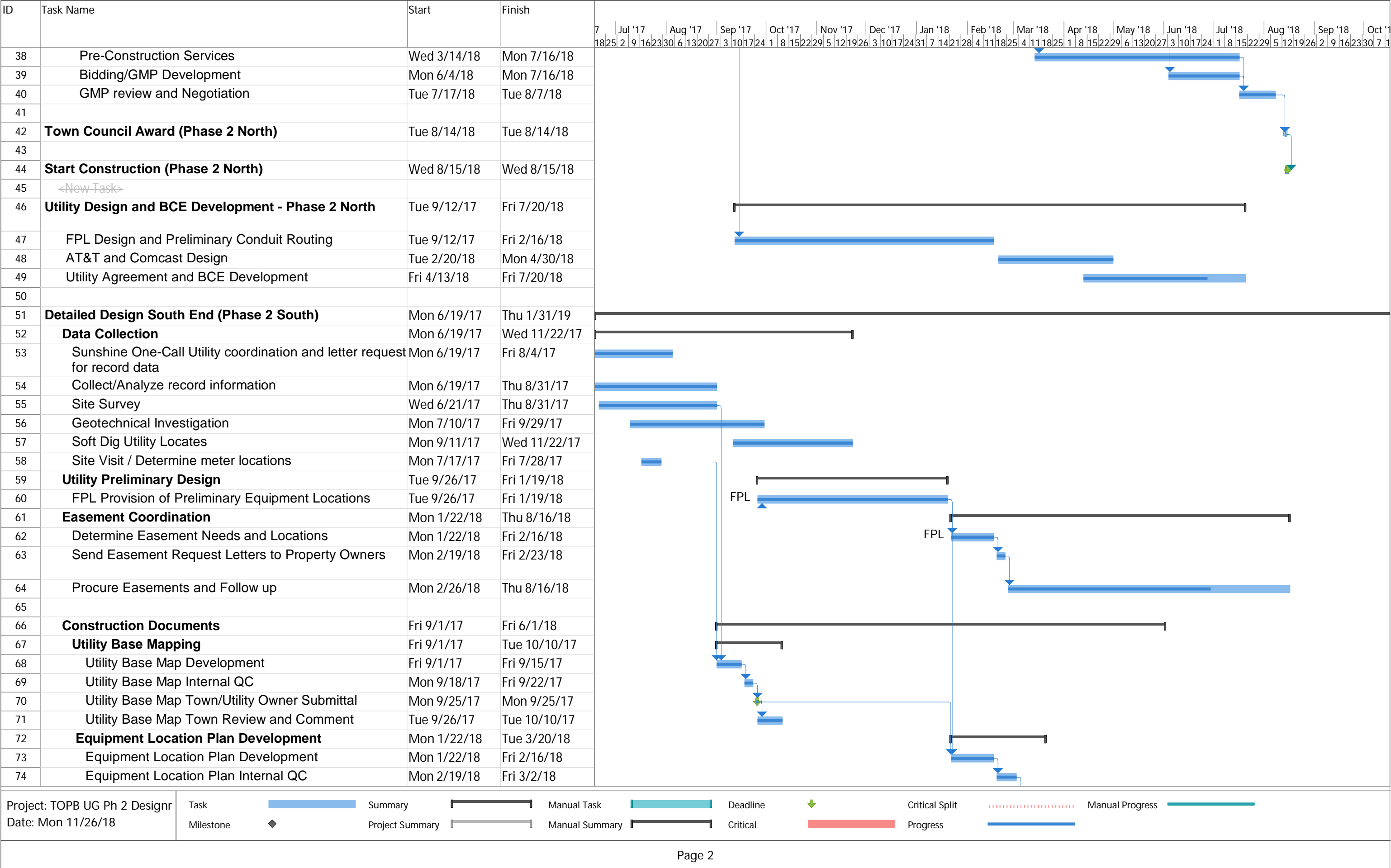
Deadline

Critical

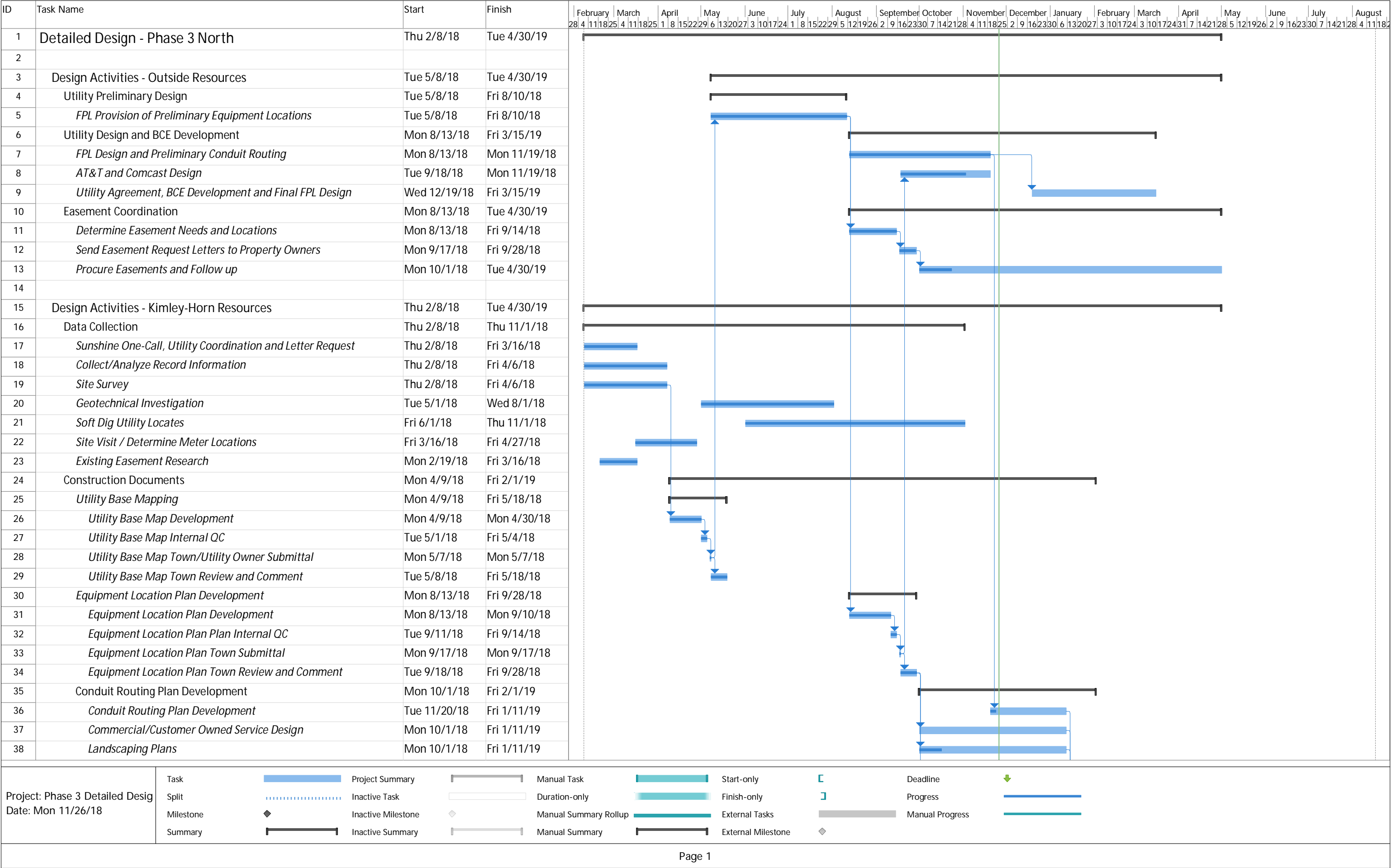
Critical Split

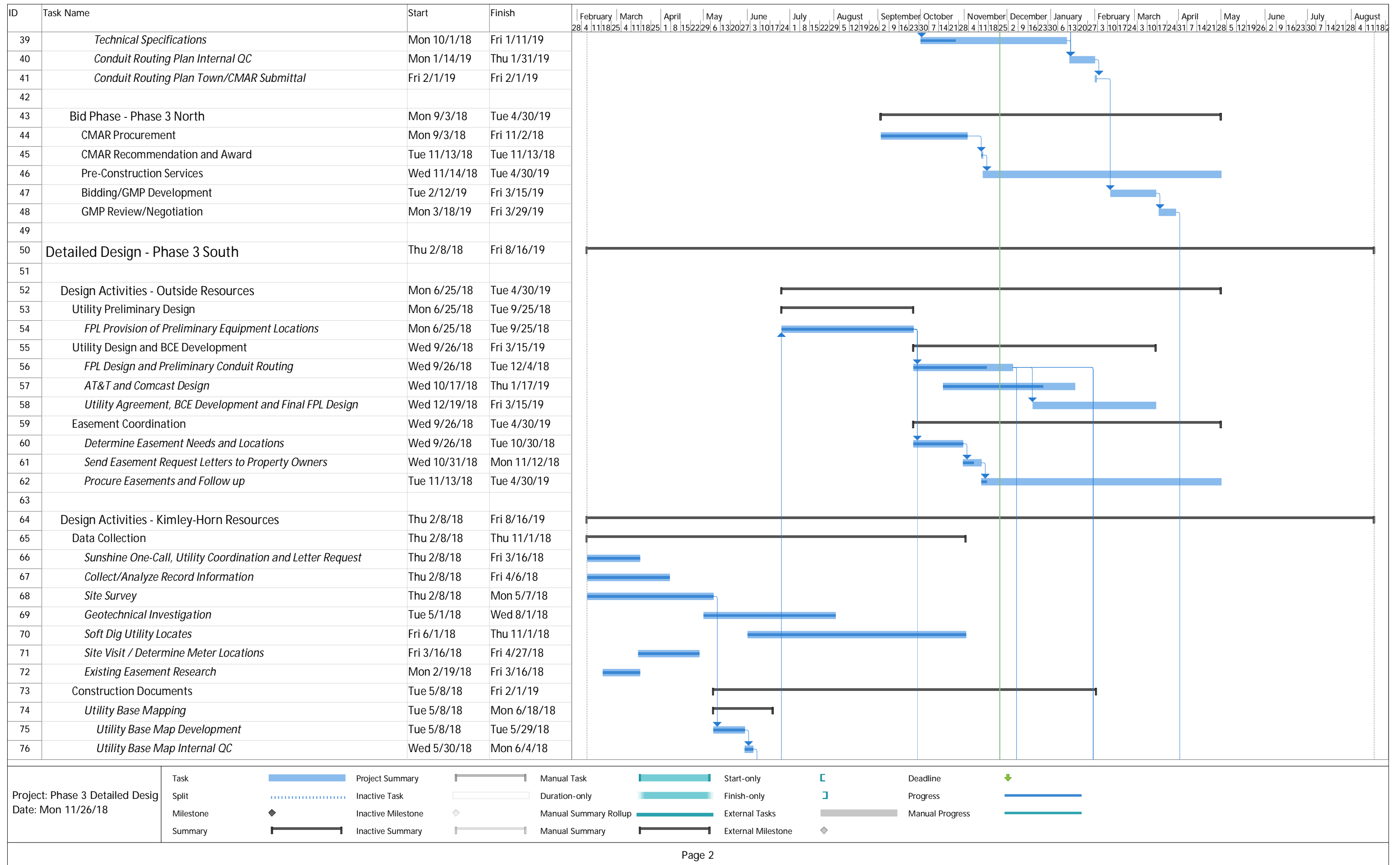
Progress


Manual Progress

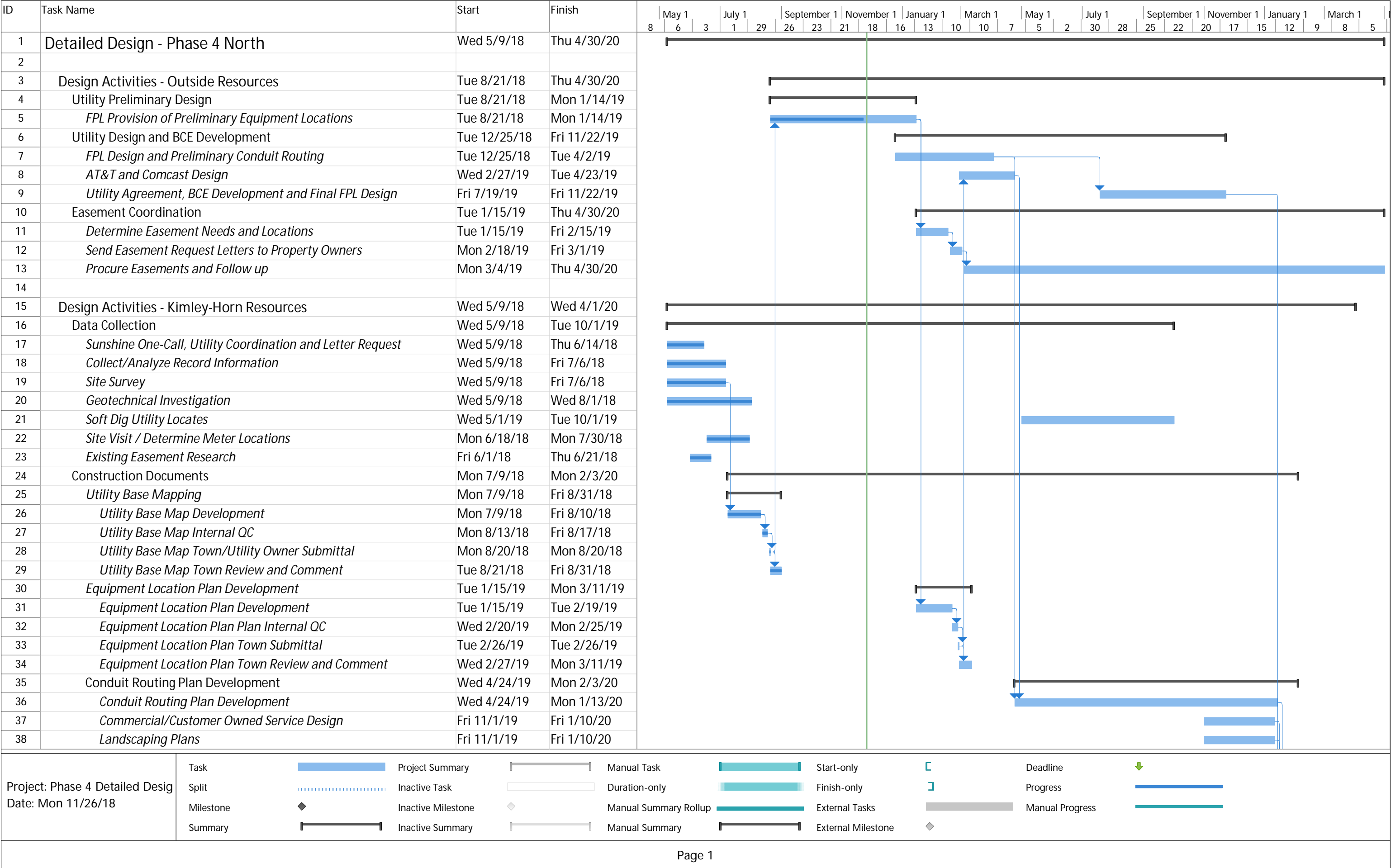


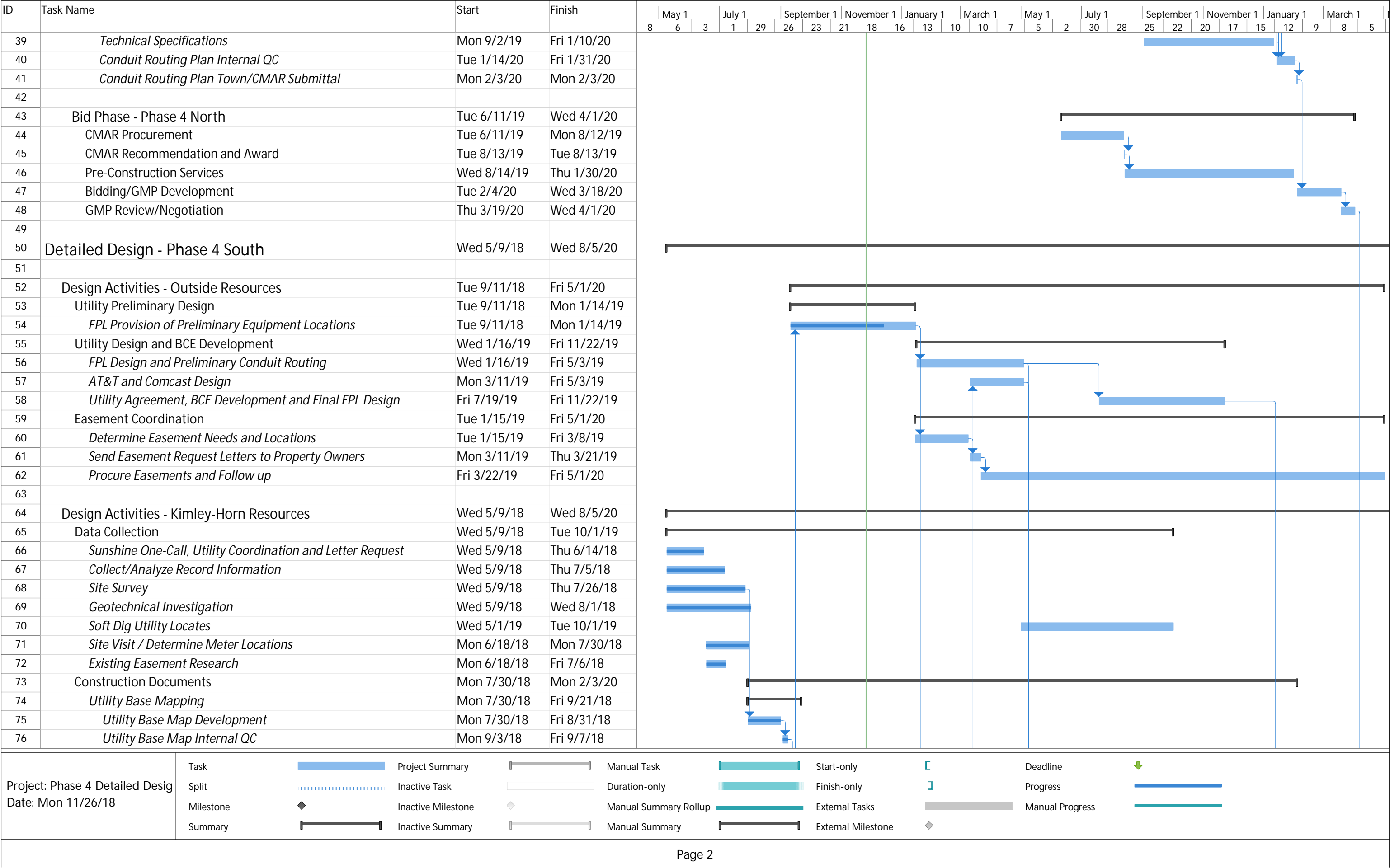
| ID | Task Name | Start | Finish | 7/1825 Jul '17 2 9 162330 Aug '17 6 132027 Sep '17 3 101724 Oct '17 1 8 152229 Nov '17 5 121926 Dec '17 3 101724 Jan '18 7 142128 Feb '18 4 111825 Mar '18 4 111825 Apr '18 1 8 152229 May '18 6 132027 Jun '18 3 101724 Jul '18 1 8 152229 Aug '18 5 121926 Sep '18 2 9 162330 Oct '18 7 142128 | | | | | | | | | | | | | | | | | | | | | | | | | | | | | | | | | | | | | | | | | | | | | | | |
|---|--|-------------|--------------|--|--|--|--|--|--|--|--|--|--|--|--|--|--|--|--|--|--|--|--|--|--|--|--|--|--|--|--|--|--|--|--|--|--|--|--|--|--|--|--|--|--|--|--|--|--|--|--|
| 75 | Equipment Location Plan Town Submittal | Mon 3/5/18 | Mon 3/5/18 | | | | | | | | | | | | | | | | | | | | | | | | | | | | | | | | | | | | | | | | | | | | | | | | |
| 76 | Equipment Location Plan Town Review and Comment | Tue 3/6/18 | Tue 3/20/18 | | | | | | | | | | | | | | | | | | | | | | | | | | | | | | | | | | | | | | | | | | | | | | | | |
| 77 | Conduit Routing Plan Development | Tue 3/6/18 | Fri 6/1/18 | | | | | | | | | | | | | | | | | | | | | | | | | | | | | | | | | | | | | | | | | | | | | | | | |
| 78 | Conduit Routing Plan Development | Tue 3/6/18 | Fri 5/18/18 | | | | | | | | | | | | | | | | | | | | | | | | | | | | | | | | | | | | | | | | | | | | | | | | |
| 79 | Commercial/Customer Owned Services Design | Tue 3/6/18 | Fri 5/4/18 | | | | | | | | | | | | | | | | | | | | | | | | | | | | | | | | | | | | | | | | | | | | | | | | |
| 80 | Landscaping Plans | Mon 4/2/18 | Fri 5/18/18 | | | | | | | | | | | | | | | | | | | | | | | | | | | | | | | | | | | | | | | | | | | | | | | | |
| 81 | Technical Specifications | Mon 4/2/18 | Fri 5/18/18 | | | | | | | | | | | | | | | | | | | | | | | | | | | | | | | | | | | | | | | | | | | | | | | | |
| 82 | Conduit Routing Plan Internal QC | Tue 5/22/18 | Thu 5/31/18 | | | | | | | | | | | | | | | | | | | | | | | | | | | | | | | | | | | | | | | | | | | | | | | | |
| 83 | Conduit Routing Plan Town Submittal | Fri 6/1/18 | Fri 6/1/18 | | | | | | | | | | | | | | | | | | | | | | | | | | | | | | | | | | | | | | | | | | | | | | | | |
| 84 | | | | | | | | | | | | | | | | | | | | | | | | | | | | | | | | | | | | | | | | | | | | | | | | | | | |
| 85 | Permitting Assistance - Phase 2 South | Tue 5/1/18 | Thu 1/31/19 | | | | | | | | | | | | | | | | | | | | | | | | | | | | | | | | | | | | | | | | | | | | | | | | |
| 86 | FDOT Utility Permit application | Tue 5/1/18 | Tue 5/15/18 | | | | | | | | | | | | | | | | | | | | | | | | | | | | | | | | | | | | | | | | | | | | | | | | |
| 87 | FDOT Permit Application Review Process | Wed 5/16/18 | Tue 7/17/18 | | | | | | | | | | | | | | | | | | | | | | | | | | | | | | | | | | | | | | | | | | | | | | | | |
| 88 | FDOT Landscape Permit and Construction Agreement/MMOA | Mon 10/1/18 | Mon 10/22/18 | | | | | | | | | | | | | | | | | | | | | | | | | | | | | | | | | | | | | | | | | | | | | | | | |
| 89 | FDOT Landscape Permit and Construction Agreement/MMOA Review Process | Thu 11/1/18 | Thu 1/31/19 | | | | | | | | | | | | | | | | | | | | | | | | | | | | | | | | | | | | | | | | | | | | | | | | |
| 90 | | | | | | | | | | | | | | | | | | | | | | | | | | | | | | | | | | | | | | | | | | | | | | | | | | | |
| 91 | Bid Phase - Phase 2 South | Mon 1/8/18 | Fri 8/31/18 | | | | | | | | | | | | | | | | | | | | | | | | | | | | | | | | | | | | | | | | | | | | | | | | |
| 92 | Advertisement for CMAR Procurement | Mon 1/8/18 | Wed 2/7/18 | | | | | | | | | | | | | | | | | | | | | | | | | | | | | | | | | | | | | | | | | | | | | | | | |
| 93 | CMAR Recommendation and Award | Thu 2/8/18 | Tue 3/13/18 | | | | | | | | | | | | | | | | | | | | | | | | | | | | | | | | | | | | | | | | | | | | | | | | |
| 94 | Pre-Construction Services | Wed 3/14/18 | Mon 7/16/18 | | | | | | | | | | | | | | | | | | | | | | | | | | | | | | | | | | | | | | | | | | | | | | | | |
| 95 | Bidding/GMP Development | Mon 6/4/18 | Mon 8/20/18 | | | | | | | | | | | | | | | | | | | | | | | | | | | | | | | | | | | | | | | | | | | | | | | | |
| 96 | GMP review and Negotiation | Tue 8/21/18 | Fri 8/31/18 | | | | | | | | | | | | | | | | | | | | | | | | | | | | | | | | | | | | | | | | | | | | | | | | |
| 97 | <New Task> | | | | | | | | | | | | | | | | | | | | | | | | | | | | | | | | | | | | | | | | | | | | | | | | | | |
| 98 | Utility Design and BCE Development - Phase 2 South | Tue 9/26/17 | Fri 7/20/18 | | | | | | | | | | | | | | | | | | | | | | | | | | | | | | | | | | | | | | | | | | | | | | | | |
| 99 | FPL Design and Preliminary Conduit Routing | Tue 9/26/17 | Fri 2/16/18 | | | | | | | | | | | | | | | | | | | | | | | | | | | | | | | | | | | | | | | | | | | | | | | | |
| 100 | AT&T and Comcast Design | Tue 3/6/18 | Mon 5/7/18 | | | | | | | | | | | | | | | | | | | | | | | | | | | | | | | | | | | | | | | | | | | | | | | | |
| 101 | Utility Agreement and BCE Development | Fri 4/13/18 | Fri 7/20/18 | | | | | | | | | | | | | | | | | | | | | | | | | | | | | | | | | | | | | | | | | | | | | | | | |
| 102 | | | | | | | | | | | | | | | | | | | | | | | | | | | | | | | | | | | | | | | | | | | | | | | | | | | |
| 103 | UUTF Bid Award Review (Phase 2 South) | Tue 4/2/19 | Tue 4/2/19 | | | | | | | | | | | | | | | | | | | | | | | | | | | | | | | | | | | | | | | | | | | | | | | | |
| 104 | | | | | | | | | | | | | | | | | | | | | | | | | | | | | | | | | | | | | | | | | | | | | | | | | | | |
| 105 | Town Council Award (Phase 2 South) | Tue 4/9/19 | Tue 4/9/19 | | | | | | | | | | | | | | | | | | | | | | | | | | | | | | | | | | | | | | | | | | | | | | | | |
| 106 | | | | | | | | | | | | | | | | | | | | | | | | | | | | | | | | | | | | | | | | | | | | | | | | | | | |
| 107 | Start Construction (Phase 2 South) | Wed 5/1/19 | Wed 5/1/19 | | | | | | | | | | | | | | | | | | | | | | | | | | | | | | | | | | | | | | | | | | | | | | | | |
| | | | | | | | | | | | | | | | | | | | | | | | | | | | | | | | | | | | | | | | | | | | | | | | | | | | |
| Project: TOPB UG Ph 2 Designr Date: Mon 11/26/18 | | | | | | | | | | | | <div>Task</div> <div>Milestone</div> <div>Summary</div> <div>Project Summary</div> <div>Manual Task</div> <div>Manual Summary</div> <div>Deadline</div> <div>Critical</div> <div>Critical Split</div> <div>Progress</div> <div>Manual Progress</div> | | | | | | | | | | | | | | | | | | | | | | | | | | | | | | | | | | | | | | | |
| Page 3 | | | | | | | | | | | | | | | | | | | | | | | | | | | | | | | | | | | | | | | | | | | | | | | | | | | |



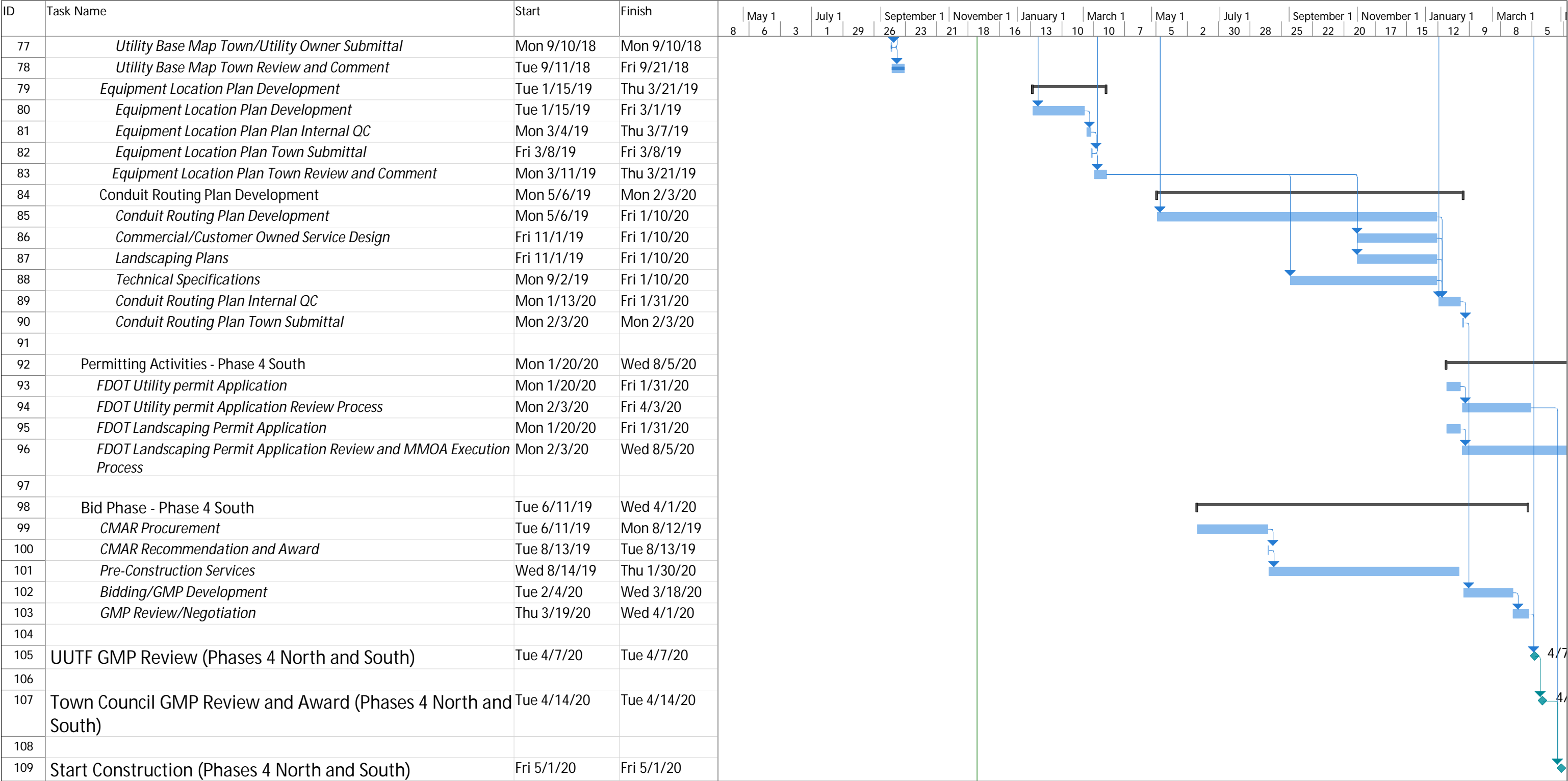








Page 2



Project: Phase 4 Detailed Design
Date: Mon 11/26/18

Task

Split

Milestone

Summary

◆

Project Summary

Inactive Task

Inactive Milestone

Inactive Summary

◆

Manual Task

Duration-only

Manual Summary Rollup

Manual Summary

Start-only

Finish-only

External Tasks

External Milestone

Deadline

Progress

Manual Progress

Page 3

Vincent G. Burkhardt
President



Executive Summary

Vincent G. Burkhardt
President



Executive Summary
For
October 2018

Project Description

Townwide Overhead Utility Undergrounding
Phase 1 North
P.O. # 171308

Project Status:

In the beginning of October all permanent pavement restoration was completed. All transformer pads and transformers were set and wired. The as built drawings were sent to FPL for review and approval. Once approval is granted private side service work can begin.

COMCAST sent a crew out and they began pulling cables and setting their equipment. AT&T also sent a crew out and began pulling mule tape through their lines.

The project continues to remain within budget and is on schedule for the work that is controlled by Burkhardt Construction.

The work as show in line item numbers 19, 20, 21, and 24 in our included schedule are delayed due to the Town's negotiations with AT&T and COMCAST.

Vincent G. Burkhardt
President



Executive Summary
For
October 2018

Project Description

Townwide Overhead Utility Undergrounding
Phase 2 North
P.O. # 181400

Project Status:

The month of October was the first full month of horizontal directional drilling. The crews began drilling at the north end of the project limits along North Lake Way just south of Onondaga Avenue and headed south.

As the first crew drilled south past Esplanade Way, Reef Road, and Dolphin Road a second drilling crew was brought in to drill from North Lake Way heading east to the first transformer area on the east / west roads. This continued throughout the month. By the end of the month drilling on North Lake Way made it down past Angler Avenue. Most of the east / west roads from North Lake to the first transformer have also been drilled. The conduits that were installed along the main feeder line along North Lake Way to the side streets are now being tied in.

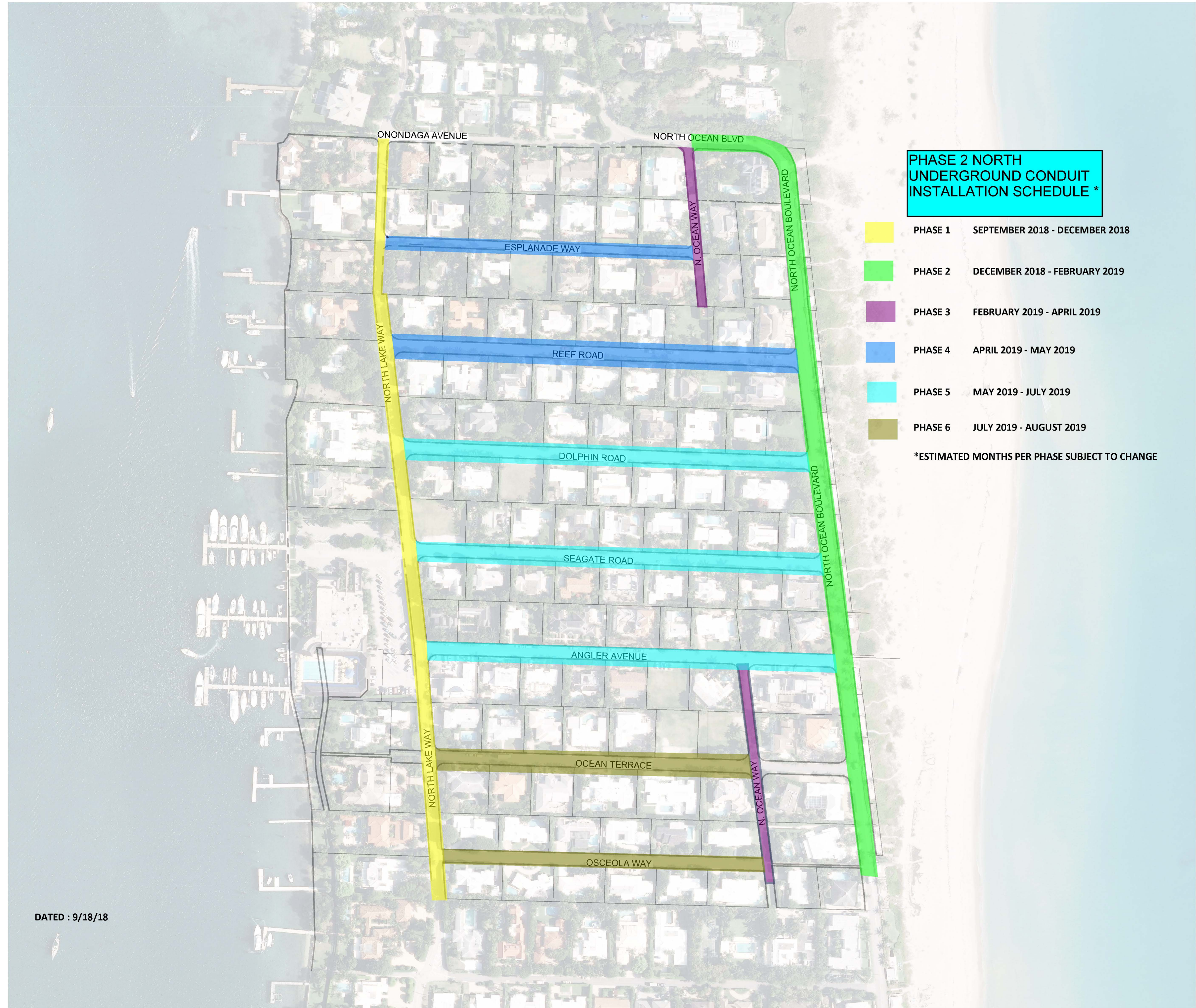
The project is on schedule and is remaining within budget.

| TOWN-WIDE OVERHEAD UTILITY UNDERGROUNDING PHASE 1 NORTH SCHEDULE RFQ No. 2017-14 | | | | | | | | | | | | | | | | | | | | | | | | | | | | | | | |
|---|---|------------|-----------|--------------|--------------|-----|-----|-----|-----|-----|-----|-----|-----|-----|-----|-----|-----|------|-----|-----|-----|-----|-----|-----|-----|-----|-----|--|--|------|--|
| ID | Task Name | % Complete | Duration | Start | Finish | | | | | | | | | | | | | 2018 | | | | | | | | | | | | 2019 | |
| | | | | | | May | Jun | Jul | Aug | Sep | Oct | Nov | Dec | Jan | Feb | Mar | Apr | May | Jun | Jul | Aug | Sep | Oct | Nov | Dec | Jan | Feb | | | | |
| 1 | Phase I - NORTH | 66% | 420 days? | Mon 6/12/17 | Fri 1/18/19 | | | | | | | | | | | | | | | | | | | | | | | | | | |
| 2 | Fully Executed Non-GAF Agreement | 100% | 23 days | Mon 6/12/17 | Wed 7/12/17 | | | | | | | | | | | | | | | | | | | | | | | | | | |
| 3 | Copy Of Executed Easements | 100% | 23 days | Mon 6/12/17 | Wed 7/12/17 | | | | | | | | | | | | | | | | | | | | | | | | | | |
| 4 | Fully Executed Applicant Installed Agreement With FPL | 100% | 23 days | Mon 6/12/17 | Wed 7/12/17 | | | | | | | | | | | | | | | | | | | | | | | | | | |
| 5 | Fully Executed R/O/W Agreement With FPL | 100% | 23 days | Mon 6/12/17 | Wed 7/12/17 | | | | | | | | | | | | | | | | | | | | | | | | | | |
| 6 | Fully Executed Agreement With COMCAST / AT & T | 100% | 23 days | Mon 6/12/17 | Wed 7/12/17 | | | | | | | | | | | | | | | | | | | | | | | | | | |
| 7 | Town Council Approval | 100% | 1 day | Tue 6/13/17 | Tue 6/13/17 | | | | | | | | | | | | | | | | | | | | | | | | | | |
| 8 | Award Prime Contract | 100% | 13 days | Wed 6/14/17 | Fri 6/30/17 | | | | | | | | | | | | | | | | | | | | | | | | | | |
| 9 | Permitting | 100% | 15 days | Mon 6/26/17 | Fri 7/14/17 | | | | | | | | | | | | | | | | | | | | | | | | | | |
| 10 | Customer Owned Service Connection Permitting | 0% | 15 days | Mon 6/26/17 | Fri 7/14/17 | | | | | | | | | | | | | | | | | | | | | | | | | | |
| 11 | Sub Contract Agreements | 100% | 23 days | Wed 6/14/17 | Fri 7/14/17 | | | | | | | | | | | | | | | | | | | | | | | | | | |
| 12 | Material Procurement | 100% | 11 days | Fri 6/30/17 | Fri 7/14/17 | | | | | | | | | | | | | | | | | | | | | | | | | | |
| 13 | Underground Conduit Installation, Primary/Secondary (FPL, ATT, Comcast) | 100% | 225 days | Mon 7/17/17 | Fri 5/25/18 | | | | | | | | | | | | | | | | | | | | | | | | | | |
| 14 | Feeder Splice Box Installation | 100% | 15 days | Thu 10/12/17 | Wed 11/1/17 | | | | | | | | | | | | | | | | | | | | | | | | | | |
| 15 | Set Transformers / Switch Cabinets (FPL) | 100% | 75 days | Sun 2/4/18 | Thu 5/17/18 | | | | | | | | | | | | | | | | | | | | | | | | | | |
| 16 | Secondary Services / Wire | 65% | 138 days | Tue 2/20/18 | Thu 8/30/18 | | | | | | | | | | | | | | | | | | | | | | | | | | |
| 17 | As-Built Submission / Review (FPL) | 99% | 47 days | Tue 2/20/18 | Wed 4/25/18 | | | | | | | | | | | | | | | | | | | | | | | | | | |
| 18 | Pull Wire / Terminations Primary (FPL) | 100% | 81 days | Tue 2/20/18 | Tue 6/12/18 | | | | | | | | | | | | | | | | | | | | | | | | | | |
| 19 | *ATT Rod Conduit, Pull Wire, Set Pedestals | 30% | 133 days | Tue 2/27/18 | Thu 8/30/18 | | | | | | | | | | | | | | | | | | | | | | | | | | |
| 20 | *Comcast Pull Wire, Set Pedestals | 50% | 133 days | Tue 2/27/18 | Thu 8/30/18 | | | | | | | | | | | | | | | | | | | | | | | | | | |
| 21 | Cut over / Overhead Removal (ATT/Comcast) | 0% | 45 days | Mon 9/3/18 | Fri 11/2/18 | | | | | | | | | | | | | | | | | | | | | | | | | | |
| 22 | Energize Underground (FPL) | 20% | 30 days | Mon 9/17/18 | Fri 10/26/18 | | | | | | | | | | | | | | | | | | | | | | | | | | |
| 23 | Secondary Service Switch Over (FPL) | 0% | 113 days | Mon 6/11/18 | Wed 11/14/18 | | | | | | | | | | | | | | | | | | | | | | | | | | |
| 24 | ** Demo Overhead / Remove Poles (FPL) / Final Restoration | 0% | 90 days | Mon 9/17/18 | Fri 1/18/19 | | | | | | | | | | | | | | | | | | | | | | | | | | |
| 25 | *This Work Will Be Performed By ATT/COMCAST Crews, All Other Work Is Anticipated To Be Performed By A Subcontractor Under The Direction Of Burkhardt Construction, Inc. | 0% | | | | | | | | | | | | | | | | | | | | | | | | | | | | | |
| 26 | **This Work Must Be Performed By FPL Crews, All Other Work Is Anticipated To Be Performed By A Subcontractor Under The Direction Of Burkhardt Construction, Inc. | 0% | | | | | | | | | | | | | | | | | | | | | | | | | | | | | |
| 27 | Storm Drainage | 100% | 45 days | Mon 7/17/17 | Fri 9/15/17 | | | | | | | | | | | | | | | | | | | | | | | | | | |
| 28 | Water Main | 100% | 79 days | Sun 10/15/17 | Wed 1/31/18 | | | | | | | | | | | | | | | | | | | | | | | | | | |



TOWN-WIDE OVERHEAD UTILITY UNDERGROUNDING
PHASE 2 NORTH
PRELIMINARY SCHEDULE
RFQ No. 2018-03

| ID | Task Name | % Complete | Duration | Start | 3rd Quarter 4th Quarter 1st Quarter 2nd Quarter 3rd Quarter 4th Quarter 1st Quarter | | | | | | | | | | | | | | | | | | | | | |
|----|---|------------|-----------------|--------------------|---|-----|-----|-----|-----|-----|-----|-----|-----|-----|-----|-----|-----|-----|-----|-----|-----|-----|-----|-----|-----|-----|
| | | | | | Jul | Aug | Sep | Oct | Nov | Dec | Jan | Feb | Mar | Apr | May | Jun | Jul | Aug | Sep | Oct | Nov | Dec | Jan | Feb | Mar | Apr |
| 1 | Phase 2 NORTH | 4% | 399 days | Tue 8/14/18 | | | | | | | | | | | | | | | | | | | | | | |
| 2 | Town Council Approval | 100% | 1 day | Tue 8/14/18 | | | | | | | | | | | | | | | | | | | | | | |
| 3 | Award Prime Contract | 100% | 13 days | Wed 8/15/18 | | | | | | | | | | | | | | | | | | | | | | |
| 4 | Permitting | 85% | 14 days | Wed 8/15/18 | | | | | | | | | | | | | | | | | | | | | | |
| 5 | Customer Owned Service Connection Permitting | 0% | 14 days | Wed 8/15/18 | | | | | | | | | | | | | | | | | | | | | | |
| 6 | Sub Contract Agreements | 95% | 14 days | Wed 8/15/18 | | | | | | | | | | | | | | | | | | | | | | |
| 7 | Material Procurement | 85% | 11 days | Mon 8/20/18 | | | | | | | | | | | | | | | | | | | | | | |
| 8 | Underground Conduit Installation, Primary/Secondary (FPL, ATT, Comcast) | 20% | 240 days | Mon 9/3/18 | | | | | | | | | | | | | | | | | | | | | | |
| 9 | Feeder Splice Box Installation | 0% | 140 days | Sun 12/30/18 | | | | | | | | | | | | | | | | | | | | | | |
| 10 | Set Transformers / Switch Cabinets (FPL) | 0% | 155 days | Sun 1/13/19 | | | | | | | | | | | | | | | | | | | | | | |
| 11 | Secondary Services / Wire | 0% | 235 days | Mon 11/5/18 | | | | | | | | | | | | | | | | | | | | | | |
| 12 | As-Built Submission / Review (FPL) | 0% | 220 days | Mon 2/11/19 | | | | | | | | | | | | | | | | | | | | | | |
| 13 | Pull Wire / Terminations Primary (FPL) | 0% | 145 days | Mon 2/18/19 | | | | | | | | | | | | | | | | | | | | | | |
| 14 | *ATT Rod Conduit, Pull Wire, Set Pedestals | 0% | 180 days | Mon 3/11/19 | | | | | | | | | | | | | | | | | | | | | | |
| 15 | *Comcast Pull Wire, Set Pedestals | 0% | 180 days | Mon 3/11/19 | | | | | | | | | | | | | | | | | | | | | | |
| 16 | Cut over / Overhead Removal (ATT/Comcast) | 0% | 150 days | Mon 6/3/19 | | | | | | | | | | | | | | | | | | | | | | |
| 17 | Energize Underground (FPL) | 0% | 140 days | Mon 4/8/19 | | | | | | | | | | | | | | | | | | | | | | |
| 18 | Secondary Service Switch Over (FPL) | 0% | 180 days | Fri 4/19/19 | | | | | | | | | | | | | | | | | | | | | | |
| 19 | ** Demo Overhead / Remove Poles (FPL) / Final Restoration | 0% | 180 days | Mon 6/17/19 | | | | | | | | | | | | | | | | | | | | | | |
| 20 | *This Work Will Be Performed By ATT/COMCAST Crews, All Other Work Is Anticipated To Be Performed By A Subcontractor Under The Direction Of Burkhardt Construction, Inc. | 0% | | | | | | | | | | | | | | | | | | | | | | | | |
| 21 | **This Work Must Be Performed By FPL Crews, All Other Work Is Anticipated To Be Performed By A Subcontractor Under The Direction Of Burkhardt Construction, Inc. | 0% | | | | | | | | | | | | | | | | | | | | | | | | |
| 22 | Storm Drainage | 0% | 30 days | Mon 9/24/18 | | | | | | | | | | | | | | | | | | | | | | |



SAFETY

Monthly safety inspections are conducted by WT Regional Safety Director. Daily safety inspections conducted by onsite staff.

- ◆ 0 lost time incidents to date
- ◆ 1 recordable incident to date

CONSTRUCTION

- ◆ S. Ocean Blvd (Electrical Undergrounding Crew) - Undergrounding Crews are 100% completed with conduit, equipment, concrete vaults and pads, cable and terminations. Street Lighting conduit and boxes completed.
- ◆ Ibis Isle AT&T/Comcast conduit installation is completed. Concrete Curb / Asphalt Mill & Resurface (drainage) in progress.
- ◆ Ibis Isle Watermain replacement completed. Fan guard final adjustments being made.
- ◆ Phipps Ocean Park North Restroom demolition completed. Existing utilities have been cut and capped. Site rough grade completed. Utility rough complete. Building pad grading completed. Building is set and plumbing connected.
- ◆ Phipps Ocean North Parking Lot Lighting conduit and handholes installation completed. Parking Lot poles recently delivered to jobsite and pending installation by FPL.

DOCUMENTATION:

RFIs:

- A. 36 RFIs issued to date
- B. 0 Outstanding RFI

SUBMITTALS:

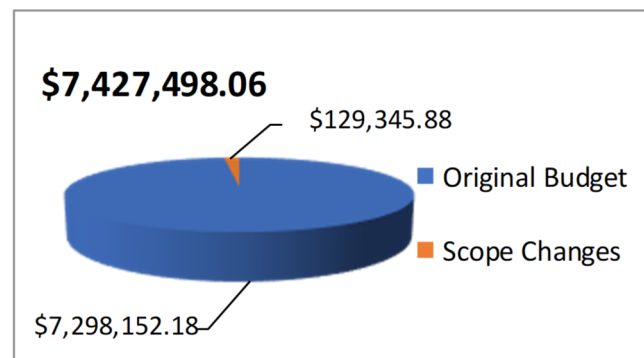
- A. 267+ Individual Submittals Processed
- B. 1 Submittal Package Currently Under Review
- C. 1 Submittal Packages Pending Submission to A/E

DRAWINGS: Added Scopes of Work

- A. Post GMP Phipps Ocean Park Restroom Building.
- B. Post GMP Phipps Ocean Park Lighting.
- C. Post GMP A-41 Wastewater Pump Station.
- D. Post GMP Ibis Bridge Watermain Crossing.

RELEVANT POTENTIAL CHANGES:

FINANCIALS—BUDGET VS. COSTS



| | | |
|--|---|----------------|
| Current GMP Amount | — | \$7,427,498.06 |
| Approved Owner Initiated Scope Changes | — | \$129,345.88 |
| Gross Billings to Date (\$) | — | \$5,205,961.65 |
| Gross Billings to Date (%) | — | 71% |
| Schedule % Completed | — | 76% |

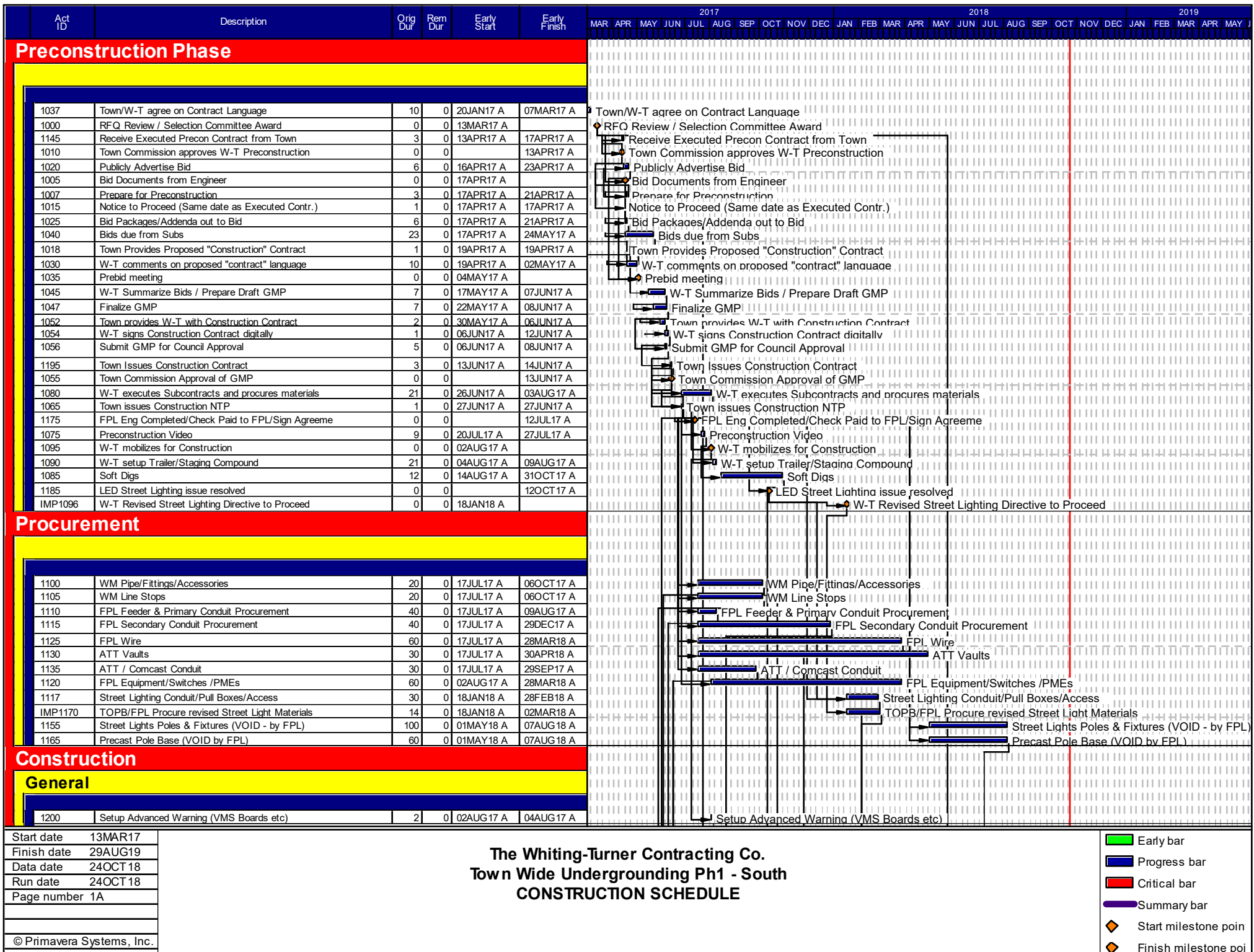


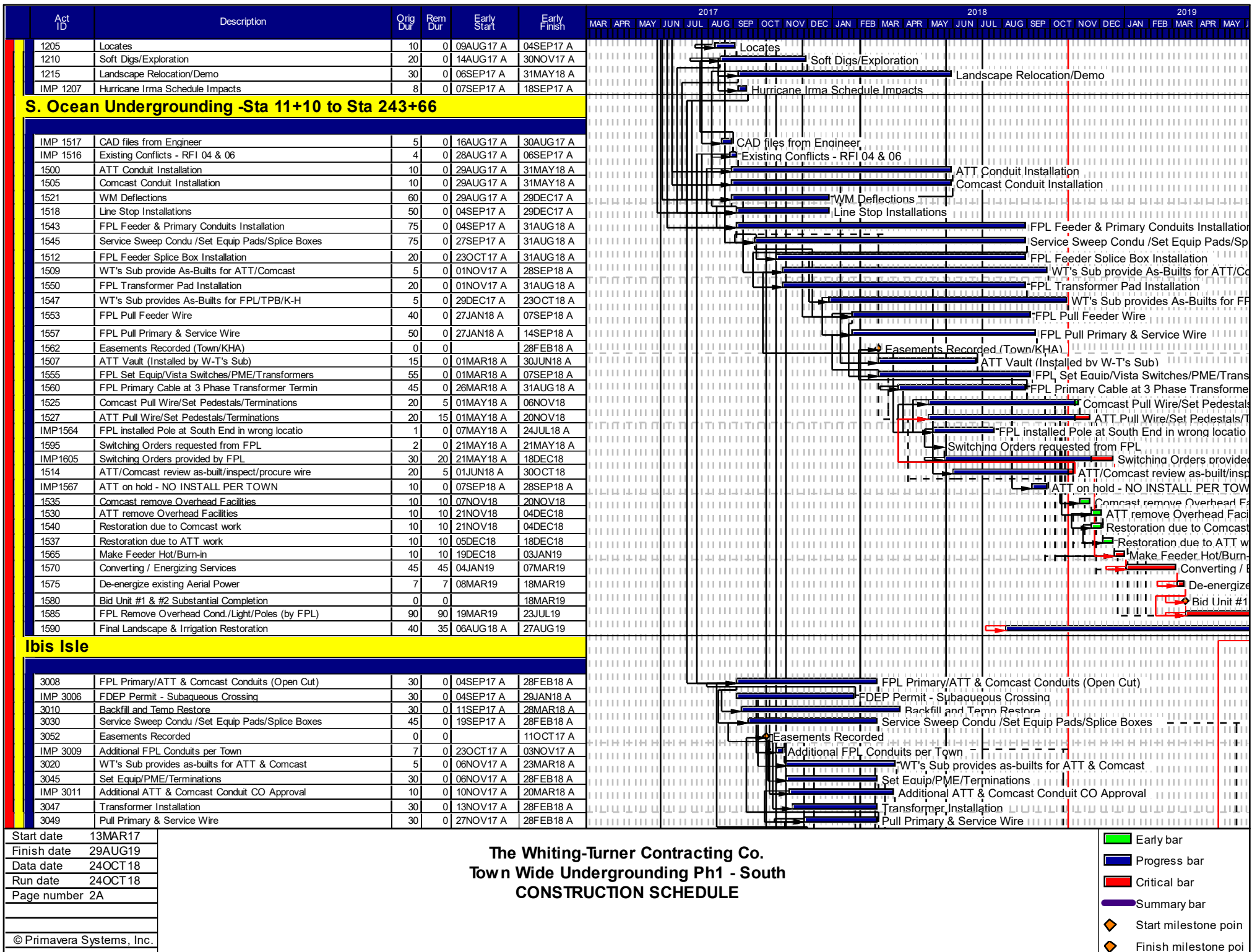
SCHEDULE SUMMARY

| S. Ocean Undergrounding -Sta 11+10 to Sta 243+66 | | | | | |
|--|--|----|----|-----------|-----------|
| IMP1567 | ATT on hold - NO INSTALL PER TOWN | 10 | 0 | 07SEP18 A | 28SEP18 A |
| 1535 | Comcast remove Overhead Facilities | 10 | 10 | 07NOV18 | 20NOV18 |
| 1530 | ATT remove Overhead Facilities | 10 | 10 | 21NOV18 | 04DEC18 |
| 1540 | Restoration due to Comcast work | 10 | 10 | 21NOV18 | 04DEC18 |
| 1537 | Restoration due to ATT work | 10 | 10 | 05DEC18 | 18DEC18 |
| Ibis Isle | | | | | |
| IMP3120 | Reprice Ibis Isle Redesign | 5 | 4 | 23OCT18 A | 29OCT18 |
| 3100 | ATT/Comcast remove overhead facilities | 20 | 20 | 24OCT18 | 20NOV18 |
| 3065 | Energize Primary | 10 | 10 | 05DEC18 | 18DEC18 |
| 3090 | WT's Sub Converts Residential Services (FPL) | 45 | 45 | 19DEC18 | 21FEB19 |
| Street Lighting | | | | | |
| 4040 | FPL to Energize Light Poles | 10 | 10 | 22NOV18 | 05DEC18 |
| 4050 | Asphalt/Concrete Restoration | 15 | 15 | 22NOV18 | 12DEC18 |
| 4060 | Landscape & Irrigation Restoration | 10 | 10 | 13DEC18 | 27DEC18 |
| 4090 | Bid Unit #4 Substantial Completion | 0 | 0 | | 27DEC18 |
| Ibis Isle Watermain Crossing | | | | | |
| 5465 | Bact T Results to Engineer | 2 | 0 | 27SEP18 A | 02OCT18 A |
| 5471 | Open 8"/Remove Bypass/Plug 4" GV | 1 | 0 | 28SEP18 A | 28SEP18 A |
| 5462 | Install Fan Guard | 1 | 0 | 10OCT18 A | 10OCT18 A |
| 5475 | Restoration/Asphalt Patch | 2 | 2 | 24OCT18 | 25OCT18 |

SCHEDULE NOTES / IMPACTS:

- Street Lighting conduit and handhole installation by Whiting-Turner 100% complete. FPL Street Lighting pole installation (by others) ongoing—approx. 95% completed.
- Additional AT&T/Comcast Service Conduit by Whiting-Turner at Ibis Isle completed. AT&T direct installation currently on hold and Comcast direct installation approx. 95% completd. Service swaps are still pending from both AT&T and Comcast.
- A-41 Pump Station roofing installation in progress. All other scopes pending delivery of I&C materials and equipment that is tentatively scheduled for delivery by the end of Nov. 2018.





[illegible]

[illegible]

Underground Utility Project Budget
Project Financial Summary
November 30, 2018

| Expenditures | Original OPC | Updated OPC | Budget | Actual | % Expended |
|--|---------------|----------------|----------------|---------------|------------|
| Phase 1 | \$ 12,620,000 | \$ 12,900,000 | \$ 12,642,040 | \$ 11,264,268 | 89.1% |
| Phase 2 | \$ 9,170,000 | \$ 9,710,000 | \$ 5,382,339 | \$ 1,219,349 | 22.7% |
| Phase 3 | \$ 10,910,000 | \$ 11,360,000 | \$ 1,222,094 | \$ 746,570 | 61.1% |
| Phase 4 | \$ 10,370,000 | \$ 10,910,000 | \$ 1,306,043 | \$ 261,536 | 20.0% |
| Phase 5 | \$ 14,090,000 | \$ 14,850,000 | \$ 81,087 | \$ 250 | 0.3% |
| Phase 6 | \$ 16,820,000 | \$ 17,690,000 | \$ - | \$ - | |
| Phase 7 | \$ 11,730,000 | \$ 12,220,000 | \$ - | \$ - | |
| Phase 8 | \$ 12,300,000 | \$ 12,890,000 | \$ - | \$ - | |
| Other | \$ 570,000 | \$ 980,414 | \$ 980,414 | \$ 1,888,327 | 192.6% |
| Total Project Costs To Date* | \$ 98,580,000 | \$ 103,510,414 | \$ 21,614,017 | \$ 15,380,300 | 71.2% |
| * Updated OPC includes estimated AT&T credit | | | | | |
| Total Other Costs Outside Underground Budget | | | \$ 929,169 | \$ 1,420,107 | 152.8% |
| Total Underground Project Costs | | | \$ 22,543,186 | \$ 16,800,407 | 74.5% |
| Opinion of Cost - Master Plan | | | 98,600,000 | | |
| AT&T and Comcast Additional Project Costs | | | 6,700,000 | | |
| AT&T Credit - TBD | | | | | |
| FPL Credit | | | (3,300,000) | | |
| Total Project Budget | | | \$ 102,000,000 | | |
| % Budgeted/Encumbered To Date Project Costs | | | 21.19% | | |
| % Spent to Date - Project Costs | | | 15.08% | | |

Project Revenues Received

| Revenues | Budget | Actual | % of Budget |
|--|---------------|--------------------|-------------|
| Revenues | | | |
| Prepaid Assessments Reserved | | \$ 11,591,500 | 0.0% |
| Assessment Revenue Reserved | \$ 5,080,000 | \$ 4,258,316 | 83.8% |
| Commercial Paper | \$ - | Paid off w/GO bond | 0.0% |
| Town Owned Property Prepaid Assessments | \$ 2,797,291 | \$ 2,797,291 | 100.0% |
| Interest on Assessment Escrow | \$ - | \$ 231,673 | |
| Interest | \$ 12,000 | \$ 221,781 | 1848.2% |
| GO Bond Proceeds | \$ 60,500,000 | \$ 60,499,897 | 100.0% |
| 1 Cent Sales Tax | \$ 2,500,000 | \$ 1,000,000 | 40.0% |
| Other | | | |
| Kevin McGann - CO #9 | | \$ 34,900 | |
| Donations - Civic Association | \$ 49,250 | \$ 49,250 | 100.0% |
| Transfer from (307) Fund CIP | \$ 760,200 | \$ 760,200 | 100.0% |
| Transfer from (001) General Fund - PM Salary | \$ 130,000 | \$ 130,000 | |
| Total Project Revenues | \$ 71,828,741 | \$ 81,574,809 | 113.6% |

Underground Utility Project Budget
Phase 1 Project Costs
November 30, 2018

| | Original OPC | Updated OPC | Budget | Actual | % Expended |
|---|----------------------|----------------------|----------------------|----------------------|---------------|
| Project Engineering | | | | | |
| Task 2.1 - Detailed Design North End | 590,000 | | 472,063 | 472,063 | 100.0% |
| Task 2.2 - Detailed Design South End | 740,000 | | 619,411 | 619,411 | 100.0% |
| Task 2.3 - Permitting Assistance | | | 17,790 | 17,790 | 100.0% |
| Task 2.4 - Bid Phase Assistance | | | 42,166 | 42,166 | 100.0% |
| Task 2.5 - Meetings - Design Phase | | | 125,399 | 125,383 | 100.0% |
| Legal Sketch and Description - Easements | | | 34,000 | 27,215 | 80.0% |
| Subtotal Design Phase | \$ 1,330,000 | \$ 1,400,000 | \$ 1,310,829 | \$ 1,304,028 | 99.5% |
| | | | | | |
| | | | | | |
| Construction Costs | | | | | |
| Phase 1 North Construction | | | | | |
| Preconstruction | | | \$ 19,720 | 19,720 | 100.0% |
| Burkhardt Construction | | | \$ 3,598,144 | 3,112,720 | 86.5% |
| Street Light Conversion | | | \$ 26,273 | 26,273 | 100.0% |
| Change Order for AT&T and Comcast Conduit | | | \$ 371,201 | 371,201 | 100.0% |
| Utility Design Costs | | | \$ 15,595 | 15,595 | 100.0% |
| Utility Construction Costs (FPL, Comcast, AT&T) | | | \$ 476,776 | 416,138 | 87.3% |
| Construction Engineering (KH) | | | \$ 230,532 | 165,052 | 71.6% |
| | \$ 4,210,000 | \$ 4,390,000 | \$ 4,738,241 | \$ 4,126,699 | 87.1% |
| | | | | | |
| Phase 1 South Construction | | | | | |
| Preconstruction | | | \$ 22,200 | 22,200 | 100.0% |
| Whiting Turner Construction | | | \$ 4,450,977 | 3,819,624 | 85.8% |
| Change Order for AT&T and Comcast Conduit | | | \$ 125,147 | 125,147 | 100.0% |
| Other Approved Change Orders - Additional soil borings at Ibis Isle | | | \$ 2,200 | 2,200 | 100.0% |
| Utility Design Costs | | | \$ 33,013 | 33,013 | 100.0% |
| Utility Construction Costs (FPL, Comcast, AT&T) | | | \$ 1,374,193 | 1,289,694 | 93.9% |
| Construction Engineering (KH) | | | \$ 283,880 | 234,592 | 82.6% |
| | \$ 6,800,000 | \$ 6,830,000 | \$ 6,291,610 | \$ 5,526,470 | 87.8% |
| Easement Recording Fees | | | \$ 347 | 349 | |
| Legal Costs/Easement Acquisition - Jones Foster | \$ 280,000 | \$ 280,000 | \$ 301,359 | \$ 306,723 | 101.8% |
| | | | | | |
| Total Phase 1 Costs | \$ 12,620,000 | \$ 12,900,000 | \$ 12,642,040 | \$ 11,264,268 | 89.1% |

Underground Utility Project Budget
Phase 2 Project Costs
November 30, 2018

| | Original OPC | Updated OPC | Budget | Actual | % Expended |
|--|--------------------|--------------------|---------------------|---------------------|--------------|
| Phase 2 Design | | | | | |
| Kimley Horn | | | | | |
| Task 1.1 Phase 2 North Design | 335,000 | 360,000 | \$ 281,304 | \$ 281,304 | 100.0% |
| Task 1.2 Phase 2 South Design | 400,000 | 420,000 | \$ 335,353 | \$ 318,585 | 95.0% |
| Task 1.3 Permitting Assistance North and South | | | \$ 12,674 | \$ 6,337 | 50.0% |
| Task 1.4 Bid Phase Assistance North and South | | | \$ 40,565 | \$ 32,842 | 81.0% |
| Task 1.6 Meetings North and South | | | \$ 136,617 | \$ 82,289 | 60.2% |
| Total Phase 2 Design | \$ 735,000 | \$ 780,000 | \$ 806,513 | \$ 721,357 | 89.4% |
| Construction Costs | | | | | |
| Phase 2 North Construction | | | | | |
| Preconstruction | | | \$ 35,000 | 31,970 | 91.3% |
| Burkhardt Construction | | | \$ 4,015,865 | 202,103 | 5.0% |
| Approved Change Orders | | | \$ - | | |
| FPL Design Cost | | | \$ 11,759 | 1,350 | 11.5% |
| ATT Design Cost | | | \$ 5,000 | | 0.0% |
| Comcast Design Cost | | | | \$ 4,582 | |
| Utility Costs (FPL, AT&T) | | | | \$ 64,472 | |
| Construction Engineering (KH) | | | \$ 248,121 | \$ 29,297 | 11.8% |
| Total Phase 2 North Construction | 3,800,000 | 4,000,000 | \$ 4,315,745 | \$ 333,775 | 0.0% |
| Phase 2 South Construction | - | | | | |
| Preconstruction | | | \$ 35,000 | - | |
| Whiting Turner Construction | | | | | |
| Approved Change Orders | | | \$ - | | |
| FPL Design Cost | | | \$ 13,330 | 14,200 | 106.5% |
| ATT Design Cost | | | \$ 5,000 | | |
| Comcast Design Cost | | | | \$ 4,582 | |
| Utility Costs (FPL, Comcast, AT&T) | | | | \$ - | |
| Construction Engineering (KH) | | | | | |
| Total Phase 2 South Construction | 4,435,000 | 4,730,000 | \$ 53,330 | \$ 18,782 | 35.2% |
| Easement Acquisition | 200,000 | 200,000 | | | |
| <i>Kimley Horn Easement Assistance</i> | | | | | |
| Task 1.5 Easement Assistance North | | | \$ 64,936 | \$ 56,795 | 87.5% |
| Task 1.5 Easement Assistance South | | | \$ 77,466 | \$ 62,749 | 81.0% |
| <i>Surveys</i> | | | | | |
| Task 1.7 Legal Sketch North | | | \$ 14,020 | \$ 13,818 | 98.6% |
| Task 1.7 Legal Sketch South | | | \$ 16,725 | \$ 9,141 | 54.7% |
| Advertising | | | | \$ 1,101 | |
| Jones Foster - Legal | | | \$ 25,000 | \$ 265 | 1.1% |
| American Acquisition Group | | | \$ - | | |
| Temp Services | | | \$ 5,000 | | 0.0% |
| Recording Costs | | | \$ 3,605 | \$ 1,568 | 43.5% |
| Total Easement Acquisition Costs | 200,000 | 200,000 | \$ 206,752 | \$ 145,436 | 70.3% |
| Total Phase 2 Costs | \$9,170,000 | \$9,710,000 | \$ 5,382,339 | \$ 1,219,349 | 22.7% |

Underground Utility Project Budget
Phase 3 Project Costs
November 30, 2018

| | Original OPC | Updated OPC | Budget | Actual | % Expended |
|---|----------------------|----------------------|---------------------|-------------------|--------------|
| Phase 3 Design | | | | | |
| Kimley Horn | | | | | |
| Task 1.1 Phase 3 North Design | \$ 325,000 | \$ 350,000 | \$ 288,851 | \$ 133,090 | 46.1% |
| Task 1.2 Phase 3 South Design | \$ 535,000 | \$ 580,000 | \$ 503,260 | \$ 218,845 | 43.5% |
| Task 1.3 Permitting Assistance | | | \$ 13,739 | | 0.0% |
| Task 1.4 Bid Phase Assistance | | | \$ 36,834 | | 0.0% |
| Task 1.5 Meetings | | | \$ 101,652 | \$ 2,831 | 2.8% |
| Deductive Change Order (Scope Change) | | | \$ (49,840) | | 0.0% |
| Total Phase 3 Design | \$ 860,000 | \$ 930,000 | \$ 894,496 | \$ 354,766 | 39.7% |
| Construction Costs | | | | | |
| Phase 3 North Construction | \$ 3,700,000 | \$ 3,850,000 | | | |
| Preconstruction | | | | | |
| Construction | | | | | |
| Approved Change Orders | | | | | |
| FPL Design Cost | | | \$ 12,850 | | |
| ATT Design Cost | | | | | |
| Comcast Design Cost | | | | | |
| Construction Engineering (KH) | | | | | |
| Daniella Construction - Nightingale/LaPuerta - Townwide portion | | | | \$ 243,470 | |
| FPL Nightingale/LaPuerta - Townwide Portion | | | | \$ 74,900 | |
| Comcast Nightingale/LaPuerta - Townwide Portion | | | | \$ 8,885 | |
| AT&T Nightingale/LaPuerta Townwide Portion | | | | \$ 30,555 | |
| Total Phase 3 North Construction | \$ 3,700,000 | \$ 3,850,000 | \$ 12,850 | \$ 357,810 | 0.0% |
| Phase 3 South Construction | \$ 6,090,000 | \$ 6,320,000 | | | |
| Preconstruction | | | | | |
| Construction | | | | | |
| Approved Change Orders | | | | | |
| FPL Design Cost | | | \$ 11,359 | | |
| ATT Design Cost | | | | | |
| Comcast Design Cost | | | | | |
| Construction Engineering (KH) | | | | | |
| Total Phase 3 South Construction | \$ 6,090,000 | \$ 6,320,000 | \$ 11,359 | \$ - | 0.0% |
| Easement Acquisition | \$ 260,000 | \$ 260,000 | | | |
| <i>Kimley Horn Easement Assistance</i> | | | | | |
| Task 1 Easement Assistance North and South | | | \$ 235,953 | \$ 33,994 | 14.4% |
| <i>Surveys</i> | | | | | |
| Task Legal Sketch South | | | \$ 37,436 | | |
| Jones Foster - Legal | | | \$ 25,000 | | |
| American Acquisition Group | | | | | |
| Temp Services | | | \$ 5,000 | | |
| Recording Costs | | | | | |
| Total Easement Acquisition Costs | \$ 260,000 | \$ 260,000 | \$ 303,389 | \$ 33,994 | 11.2% |
| Total Phase 3 Costs | \$ 10,910,000 | \$ 11,360,000 | \$ 1,222,094 | \$ 746,570 | 61.1% |

Underground Utility Project Budget
Phase 4 Project Costs
November 30, 2018

| | Original OPC | Updated OPC | Budget | Actual | % Expended |
|---|----------------------|----------------------|---------------------|-------------------|--------------|
| Phase 4 Design | | | | | |
| Kimley Horn | | | | | |
| Task 1.1 Phase 4 North Design | \$ 402,000 | \$ 435,000 | \$ 312,317 | \$ 109,311 | 35.0% |
| Task 1.2 Phase 4 South Design | \$ 413,000 | \$ 435,000 | \$ 451,284 | \$ 146,667 | 32.5% |
| Task 1.3 Permitting Assistance | | | \$ 14,468 | \$ - | 0.0% |
| Task 1.4 Bid Phase Assistance | | | \$ 37,899 | \$ - | 0.0% |
| Task 1.6 Meetings | | | \$ 77,911 | \$ 2,642 | 3.4% |
| Total Phase 4 Design | \$ 815,000 | \$ 870,000 | \$ 893,879 | \$ 258,620 | 28.9% |
| | | | | | |
| Construction Costs | | | | | |
| Phase 4 North Construction | 4,605,000 | 4,820,000 | | | |
| Preconstruction | | | | | |
| Construction | | | | | |
| Approved Change Orders | | | | | |
| FPL Design Cost | | | \$ 12,757 | | |
| ATT Design Cost | | | | | |
| Comcast Design Cost | | | | | |
| Utility Costs (FPL, Comcast, AT&T) | | | | | |
| Construction Engineering (KH) | | | | | |
| Total Phase 4 North Construction | \$ 4,605,000 | \$ 4,820,000 | \$ 12,757 | \$ - | 0.0% |
| | | | | | |
| Phase 4 South Construction | 4,710,000 | 4,980,000 | | | |
| Preconstruction | | | | | |
| Construction | | | | | |
| Approved Change Orders | | | | | |
| FPL Design Cost | | | \$ 13,160 | | |
| ATT Design Cost | | | | | |
| Comcast Design Cost | | | | | |
| Utility Costs (FPL, Comcast, AT&T) | | | | | |
| Construction Engineering (KH) | | | | | |
| Total Phase 4 South Construction | \$ 4,710,000 | \$ 4,980,000 | \$ 13,160 | \$ - | 0.0% |
| | | | | | |
| Easement Acquisition | \$ 240,000 | \$ 240,000 | | | |
| <i>Kimley Horn Easement Assistance</i> | | | | | |
| Easement Assistance (KH) | | | \$ 280,270 | \$ 2,915 | 1.0% |
| Easement Assistance (KH) -- Switches | | | \$ 62,780 | | |
| <i>Surveys</i> | | | | | |
| Legal Sketch | | | \$ 38,230 | | |
| Legal Sketch - Switches | | | \$ 4,967 | | |
| Jones Foster - Legal | | | | | |
| American Acquisition Group | | | | | |
| Temp Services | | | | | |
| Recording Costs | | | | | |
| Total Easement Acquisition Costs | \$ 240,000 | \$ 240,000 | \$ 386,247 | \$ 2,915 | 0.8% |
| | | | | | |
| Total Phase 4 Costs | \$ 10,370,000 | \$ 10,910,000 | \$ 1,306,043 | \$ 261,536 | 20.0% |

Underground Utility Project Budget
Phase 5 Project Costs
November 30, 2018

| | Original OPC | Updated OPC | Budget | Actual | % Expended |
|---|---------------------|---------------------|------------------|---------------|-------------|
| Phase 5 | | | | | |
| Kimley Horn | | | | | |
| Task 1.1 Phase 5 North Design | \$ 520,000 | \$ 560,000 | | | 0.0% |
| Task 1.2 Phase 5 South Design | \$ 600,000 | \$ 640,000 | | | 0.0% |
| Task 1.3 Permitting Assistance North | | | | | 0.0% |
| Task 1.3 Permitting Assistance South | | | | | 0.0% |
| Task 1.4 Bid Phase Assistance North | | | | | 0.0% |
| Task 1.4 Bid Phase Assistance South | | | | | 0.0% |
| Task 1.6 Meetings North | | | | | 0.0% |
| Task 1.6 Meetings South | | | | | 0.0% |
| Total Phase 5 Design | \$ 1,120,000 | \$ 1,200,000 | \$ - | \$ - | 0.0% |
| | | | | | |
| | | | | | |
| Construction Costs | | | | | |
| Phase 5 North Construction | \$ 5,890,000 | \$ 6,200,000 | | | |
| Preconstruction | | | | | |
| Construction | | | | | |
| Utility Costs (FPL, Comcast, AT&T) | | | | | |
| Construction Engineering (KH) | | | | | |
| Total Phase 5 North Construction | \$ 5,890,000 | \$ 6,200,000 | \$ - | \$ - | 0.0% |
| | | | | | |
| Phase 5 South Construction | \$ 6,750,000 | \$ 7,120,000 | | | |
| Preconstruction | | | | | |
| Construction | | | | | |
| Utility Costs (FPL, Comcast, AT&T) | | | | | |
| Construction Engineering (KH) | | | | | |
| Total Phase 5 South Construction | \$ 6,750,000 | \$ 7,120,000 | \$ - | \$ - | 0.0% |
| | | | | | |
| Easement Acquisition | \$ 330,000 | \$ 330,000 | | | |
| <i>Kimley Horn Easement Assistance</i> | | | | | |
| Easement Assistance | | | \$ 75,696 | \$ 250 | |
| Surveys | | | | | |
| Legal Sketch | | | \$ 5,391 | | |
| Jones Foster - Legal | | | | | |
| American Acquisition Group | | | | | |
| Temp Services | | | | | |
| Recording Costs | | | | | |
| Total Easement Acquisition Costs | \$ 330,000 | \$ 330,000 | \$ 81,087 | \$ 250 | 0.3% |
| | | | | | |
| Total Phase 5 Costs | \$14,090,000 | \$14,850,000 | \$ 81,087 | \$ 250 | 0.3% |

Underground Utility Project Budget
Other Project Costs
November 30, 2018

| Master Plan | Budget | Actual | % Expended |
|--|-------------------|---------------------|-------------------|
| Task 1.1 - Data Collection & GIS Base Mapping | \$ 88,021 | \$ 88,021 | 100.0% |
| Tash 1.1a Data Collection for Future Communications | \$ 23,511 | \$ 23,511 | 100.0% |
| Task 1.2 - Conceptual Design and Master Plan | \$ 161,756 | \$ 161,756 | 100.0% |
| Task 1.3 - Project Sequencing and Phasing | \$ 31,244 | \$ 31,244 | 100.0% |
| Task 1.4 - Assessment of Traffic Impacts | \$ 77,660 | \$ 77,660 | 100.0% |
| Task 1.5 - Project Delivery Methods | \$ 17,448 | \$ 17,448 | 100.0% |
| Task 1.6 - Master Plan Document | \$ 45,053 | \$ 45,053 | 100.0% |
| Task 1.7 - Meetings Master Planning Phase | \$ 113,135 | \$ 113,123 | 100.0% |
| Task 1.8 - Master Plan Second Half | \$ 40,067 | \$ 40,067 | 100.0% |
| Subtotal Master Planning | \$ 597,895 | \$ 597,883 | 100.0% |
| Comcast Preplanning - Master Plan | | \$ 12,015 | |
| | | | |
| Community Outreach | \$ 282,519 | \$ 198,788 | 70.4% |
| Peer Review Study - Patterson & Dewar (\$50,000 Offsetting Revenue) | \$ 100,000 | \$ 100,000 | 100.0% |
| Commercial Paper Issuance Cost | | \$ 200,675 | |
| Commercial Paper Fees | | \$ 52,252 | |
| Commercial Paper Interest | | \$ 243,096 | |
| GO Bond Closing Costs | | \$ 483,618 | |
| | | | |
| Total Other Project Costs | \$ 980,414 | \$ 1,888,327 | 192.6% |

Related Costs Outside of the Underground Project Budget

| | Budget | Actual | % Expended |
|--|-------------------|---------------------|-------------------|
| Costs paid from (307) Fund CIP | | | |
| Underground City of Lake Worth Section | | | |
| Project Design | \$ 25,231 | \$ 24,430 | 96.8% |
| Project Construction | \$ 351,081 | \$ 260,962 | 74.3% |
| Project Construction Engineering | \$ 11,607 | \$ 10,156 | 87.5% |
| Utility Cost (FPL, Comcast, AT&T) | \$ 134,333 | \$ 127,531 | 94.9% |
| Project Meeting Attendance | \$ 3,334 | \$ 2,914 | 87.4% |
| Total Lake Worth Section | \$ 525,586 | \$ 425,993 | 81.1% |
| Ibis Way PGD Improvements | \$ 14,583 | \$ 14,583 | 100.0% |
| | | | |
| General Fund Costs | | | |
| Goldmacher v TPB Legal and Other Costs | | \$ 183,701 | |
| Kosberg v TPB Legal and Other Costs | | \$ 343,705 | |
| PBT Real Estate v TPB | | \$ 124,403 | |
| Gardner, Bist Bowden, Bush (Shel Wright) | | \$ 24,529 | |
| Project Manager -Pay and benefits | \$ 265,000 | \$ 196,248 | 74.1% |
| Telecommunications Consultant | \$ 89,000 | \$ 83,210 | 93.5% |
| Peter Brandt (Contract Negotiations) | \$ 35,000 | \$ 23,735 | 67.8% |
| Total Related Costs Outside of the Budget | \$ 929,169 | \$ 1,420,107 | 152.8% |

U.S. Rate Forecasts

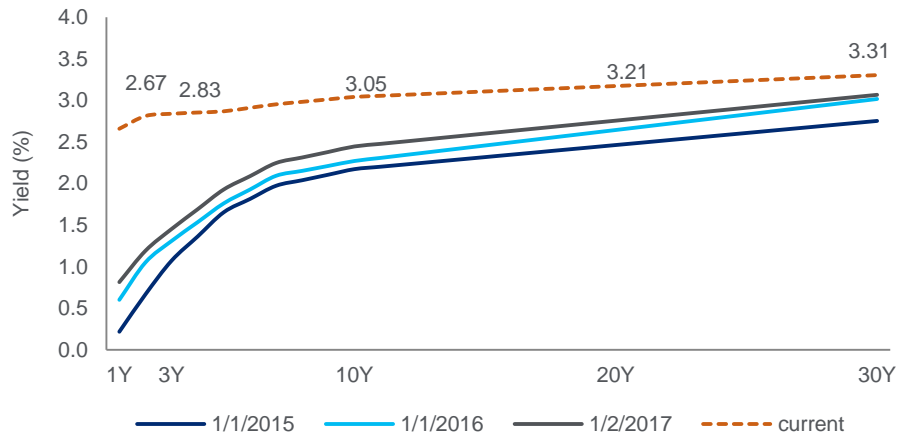
10-Year Treasury Yield Forecast

Citi forecasts a muted interest rate environment through the second half of 2018, while the street's is elevated



US Treasury Yield Curve

The US Treasury curve bull steepened over the past week



Rate Forecasts

| 5-Year Treasury | Current | 4Q18 | 1Q19 | 2Q19 | 3Q19 | 4Q19 | 1Q20 |
|-----------------|---------|-------|-------|-------|-------|-------|-------|
| Citi's Forecast | 2.88% | 2.75% | 2.90% | 2.90% | 2.90% | 2.90% | 2.90% |

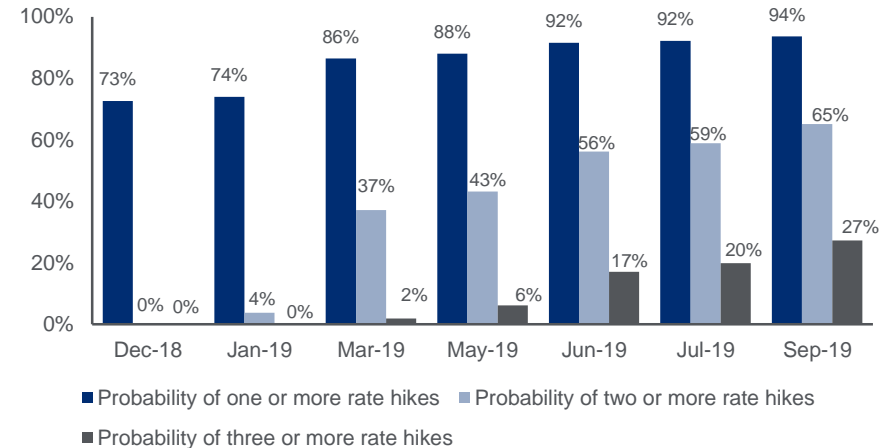
| 10-Year Treasury | Current | 4Q18 | 1Q19 | 2Q19 | 3Q19 | 4Q19 | 1Q20 |
|-----------------------|---------|-------|-------|-------|-------|-------|-------|
| Citi's Forecast | 3.05% | 2.80% | 2.85% | 2.85% | 2.85% | 2.85% | 2.85% |
| Economists' Consensus | | 3.21% | 3.30% | 3.40% | 3.45% | 3.50% | 3.53% |

| 30-Year Treasury | Current | 4Q18 | 1Q19 | 2Q19 | 3Q19 | 4Q19 | 1Q20 |
|-----------------------|---------|-------|-------|-------|-------|-------|-------|
| Citi's Forecast | 3.31% | 2.90% | 2.85% | 2.85% | 2.85% | 2.85% | 2.85% |
| Economists' Consensus | | 3.40% | 3.50% | 3.60% | 3.65% | 3.66% | 3.76% |

| Fed Funds | Current | 4Q18 | 1Q19 | 2Q19 | 3Q19 | 4Q19 | 1Q20 |
|-----------------------|---------|-------|-------|-------|-------|-------|-------|
| Citi's Forecast | 2.25% | 2.50% | 2.75% | 3.00% | 3.00% | 3.00% | 3.00% |
| Economists' Consensus | | 2.50% | 2.75% | 3.00% | 3.00% | 3.25% | 3.25% |

Expectations of Next Fed Increase in Rates

After hiking rates in the September FOMC meeting, the next time the Fed is likely to hike rates is in December



Source: Current rates and expectation of Fed hike as of November 23, 2018; Citi forecasts as of October 24, 2018; Bloomberg forecasts as of November 23, 2018.