

TOWN OF PALM BEACH

Information for Town Council Meeting on: November 13, 2018

TO: Mayor & Town Council
VIA: Kirk Blouin, Town Manager
FROM: Steven Stern, Project Manager
RE: **Key Project Updates**
DATE: November 1, 2018

1. Communications

- Recent Events
 - Phase 1 South: Cup of Joe with Bo, November 2.
 - Phase 1 & 2 North: Coffee with the Crew, November 5.
- Upcoming Events:
 - December 3 - Phase 1 & 2 North - Coffee with the Crew
 - December 7 – Phase 1 South - Cup of Joe w/ Bo
 - Undergrounding Community Meeting
Project Overview, Q&A
 - Thurs. Nov 29, 2018, 3:00 - 4:30 PM @ Town Hall
 - Wed Jan 23, 2019, 3:00 - 4:30 PM @ Town Hall
- Recent Mail Campaigns:
 - Phase 2 North – Right of Way Equipment Notifications
 - Phase 2 North – Chicane Notification Letters
 - Phase 3 North – Initial Easement Request Letters
 - Phase 3 South – Initial Easement Request Letters
- Next UUTF Meeting is expected January 8, 2018

2. Progress Summary:

Phase 1 North Construction:

- As-Built designs are pending approval by FPL.

- FPL subscriber cutovers expected to begin November and continue until complete with advance notice provided and coordinated by the CMAR
- Comcast pedestal placements and wire pull installations nearly complete.
- ATT Construction Agreement received by the Town and under review. Wire pull and pedestal installations start date is pending.
- Light Pole installation by FPL subcontractor Davco complete - 6 exceptions to be completed after utility pole removal.

Phase 1 South Construction:

- As-Built designs are pending approval by FPL.
- FPL subscriber cutovers expected to begin late November and continue until complete. Two condominium buildings per day will be targeted with advance notice provided and coordinated by the CMAR.
- Comcast pedestal placements and wire pull installations nearly complete.
- 1 of 3 ATT Construction Agreements received by the Town and under review.
- Light Pole installation by FPL subcontractor Davco complete.

Note: Landscaping planned to be installed post subscriber cutovers. There will be exceptions based on proximity of poles to be removed.

Phase 2 North Construction:

- Construction is in progress within Phase 2 North with conduit installation activities along N Lake Way with sweeps into side street first transformer locations.
- Conduit construction along N Ocean Blvd scheduled for December 2018 – February 2019.
- Side street conduit installations are scheduled from February 2019 – August 2019.
- The conduit Installation Schedule is posted to Undergrounding.Info and included in your backup. <http://undergrounding.info/phase-2-north/>

Phase 2 & 3 South Construction:

- CMAR advertisements were posted Sunday Oct 14, 2018.
- CMAR Proposals are due Nov 14 with selection process to follow.
- Awards are targeted for January 2019.
- The goal is to keep the project on track for a May 2019 start date.

Design & Easement Progress:

Phase 2:

- Phase 2 North Design is 99% complete
- Phase 2 South Design is 91% complete

Easement Status:

- Phase 2 North: 94% of easements approved

- Phase 2 South: 78% of easements approved

Phase 3:

- Phase 3 North Design is 46% complete
- Phase 3 South Design is 45% complete

Easement Status:

- Phase 3 North: 11% of easements approved
- Phase 3 South: 0% of easements approved

Phase 4:

- Phase 2 North Design is 25% complete
- Phase 2 South Design is 22% complete

Easement Status: Not Started

3. Chicanes/ Street Choker - Progress Summary:

Letters were mailed the week of October 19 to inform property owners the Town is considering use of a Street Choker/ Chicane within the Public Right-of-Way. The Chicane would be leveraged to facilitate equipment placement for the Underground Utilities Conversion Project where we are unable to secure a viable voluntary easement.

There were two letter variations were sent to property owners for each street:

- A postal letter to property owners not in the immediate vicinity of the Chicane notifying each of the situation.
- A certified letter to the specific property owners served by the transformer within the Chicane. These specific properties on each street were notified and requested to consider or reconsider granting an easement to avoid the chicane.

Status summary (as of Nov 1):

- 1) Esplanade Way: Possible solution, Met with the owner of 230 Esplanade on site on Nov 29. Their decision to grant an easement is pending.
- 2) Reef Road: No solution. 160 Reef declined the easement. 153 Reef Rd also declined. We are attempting to secure a meeting with the owner of 151 Reef to discuss granting an easement.
- 3) Angler Ave: Possible solution. A meeting is scheduled with the owner of 235 Angler to discuss granting an easement, which was previously rejected.

- 4) Dolphin Road: Possible solution. An easement meeting was held on Oct 23 with the owner of 157 Dolphin Rd who previously declined the Town's request. We are exploring a design modification before reviewing with the property owner.
- 5) Seagate Road: Possible solution. An easement meeting is scheduled for Jan 3 with the owner of 135 Seagate to continue working on easement design.

Town of Palm Beach - Underground Utility Project Dashboard - Nov '18

0.0% 10.0% 20.0% 30.0% 40.0% 50.0% 60.0% 70.0% 80.0% 90.0% 100.0%



Status Legend
 Green - On Task
 Yellow - Caution
 Red - Not on Task



Underground Utility Task Force Monthly Progress Report November 2018

Table of Contents

Dashboard – Phase 1, 2 Construction and Phase 2, 3, 4 Design

1. Kimley-Horn Progress Report Phase 2
2. Kimley Horn Progress Report Phase 3
3. Kimley Horn Progress Report Phase 4
4. Phase 2 Design Gantt Chart
5. Phase 3 Design Gantt Chart
6. Phase 4 Design Gantt Chart Draft
7. Burkhardt Executive Project Summary, Phase 1 & 2 North
8. Whiting Turner Executive Summary. Phase 1 South
9. Project Financial Report
10. Interest Rate Forecast

Dashboard Notes:

- Overall Budget represents the percentage encumbered to date versus the total project budget of \$102 million.



Town-Wide Undergrounding - Phase 2 Design
KHA Project #044063202
October 2018 Progress Report
Period: September 26, 2018 to October 25, 2018

I. Scope Update

A. General

- Schedule: Project schedule progress is shown below.
 - Phase 2 North Design is 99% complete
 - Phase 2 South Design is 91% complete
- Budget: Project is on budget as of October 15, 2018
 - Phase 2 North Design is at 88% of total task budget
 - Phase 2 South Design at 85% of total task budget
- Easement Status
 - Phase 2 North: 94% of easements approved
 - Phase 2 South: 78% of easements approved

B. Detailed Design Phase

- Subconsultant/utility owner coordination related to Phase 2 Design.
- Continued modification of construction plans based on easement acquisition process.
- Continued coordination with Comcast, AT&T and FPL to finalize Conduit Plans for Phase 2 North and South.
- Continued coordination with the FDOT regarding the Phase 2 South Utility Permit application.
- Attendance at Phase 2 South CMAR Workshop
- Continued resident meetings for easement acquisition in Phase 2 North and Phase 2 South.
- Attendance at Progress Meeting with Town and Utilities to coordinate the design process.
- Attendance at Coordination Meeting with Comcast
- Attendance and preparation for October UUTF Meeting
- Prepare and submit legal sketches and descriptions for approved easements.

II. Upcoming Activities (October 26, 2018 – November 25, 2018)

A. Detailed Design Phase

- Continue resident meetings to discuss easements in Phase 2 North and Phase 2 South.
- CMAR Procurement Assistance
- FDOT Landscaping Permit Application Submittal – Phase 2 South
- Progress Meeting Attendance



Town-Wide Undergrounding - Phase 3 Undergrounding
KHA Project #044063215
October 2018 Progress Report
Period: September 26, 2018 to October 25, 2018

I. Scope Update

A. General

- **Schedule:** Project schedule progress is shown below.
 - Phase 3 North Design is 46% complete
 - Phase 3 South Design is 45% complete
- **Budget:** Project is on budget as of October 15, 2018
 - Phase 3 North Design is at 24% of total task budget
 - Phase 3 South Design at 29% of total task budget
- **Easement Status**
 - Phase 3 North: 11% of easements approved
 - Phase 3 South: 0% of easements approved

B. Detailed Design Phase

- Continued Subconsultant/utility owner coordination related to Phase 3 Undergrounding.
- Subconsultant/utility owner coordination related to Phase 3 Undergrounding.
- Continued review of Phase 3 existing survey files received from the Town, edit base file based on additional utility record information received. Plot existing recorded easements on base map.
- Coordination with soft dig subconsultant to complete field investigations.
- Development of Preliminary Equipment Location Plan for Phase 3 North and submit to Town
- Field review of proposed Phase 3 South FPL equipment locations to confirm locations are feasible.
- Progress on development of Preliminary Equipment Location Plan for Phase 3 South
- Progress Meeting Attendance
- Progress towards development of Phase 3 North and South easement exhibits.
- Legal Sketch and Description development for 266 Fairview Road

II. Upcoming Activities (October 26, 2018 – November 25, 2018)

A. Detailed Design Phase

- Development of Preliminary Equipment Plans – Phase 3 South
- Submittal of initial easement exhibits – Phase 3 North
- Development of initial easement exhibits – Phase 3 South
- Closed Delta Bank electrical service investigations
- Easement meetings with property owners – Phases 3 North and South
- Progress Meeting Attendance



Town-Wide Undergrounding - Phase 4 Undergrounding

KHA Project #044063219

October 2018 Progress Report

Period: September 26, 2018 to October 25, 2018

I. Scope Update

A. General

- **Schedule:** Project schedule progress is shown below.
 - Phase 4 North Design is 25% complete
 - Phase 4 South Design is 22% complete
- **Budget:** Project is on budget as of October 15, 2018
 - Phase 4 North Design is at 21% of total task budget
 - Phase 4 South Design at 22% of total task budget
- **Easement Status**
 - Phase 4: N/A, will provide status when this work begins

B. Detailed Design Phase

- Subconsultant coordination related to Phase 4 Undergrounding
- Data Collection of existing utilities in project area and coordination with utility owners to receive record information.
- Received additional field survey for Phase 4 South area and incorporated this information into the base file.
- Review and sort existing easements after public record research. Coordinate inclusion of these easements on survey with project surveyor
- Coordination Meeting with Subconsultant to discuss FPL Design Concept for Phase 4 South
- Development and submittal of a graphical design concept for use by FPL to assist in guiding their initial design for Phase 4 South
- Progress Meeting

II. Upcoming Activities (October 26,2018 – November 25, 2018)

A. Detailed Design Phase

- Continued Subconsultant/utility owner coordination related to Phase 4 Undergrounding
- Progress toward development of Phase 4 Street Light Exhibits
- Progress Meeting

ID	Task Name	Start	Finish	7/18/25 Jul '17 Aug '17 Sep '17 Oct '17 Nov '17 Dec '17 Jan '18 Feb '18 Mar '18 Apr '18 May '18 Jun '18 Jul '18 Aug '18 Sep '18 Oct '18																															
1	Detailed Design North End (Phase 2 North)	Mon 6/19/17	Wed 8/15/18																																
2	Data Collection	Mon 6/19/17	Wed 11/22/17																																
3	Sunshine One-Call Utility coordination and letter request for record data	Mon 6/19/17	Fri 8/4/17																																
4	Collect/Analyze record information	Mon 6/19/17	Fri 8/18/17																																
5	Site Survey	Wed 6/21/17	Thu 8/17/17																																
6	Geotechnical Investigation	Mon 7/10/17	Fri 9/29/17																																
7	Soft Dig Utility Locates	Mon 9/11/17	Wed 11/22/17																																
8	Site Visit / Determine meter locations	Mon 7/17/17	Fri 7/28/17																																
9	Utility Preliminary Design	Tue 9/12/17	Fri 1/5/18																																
10	FPL Provision of Preliminary Equipment Locations	Tue 9/12/17	Fri 1/5/18	FPL																															
11	Easement Coordination	Mon 1/8/18	Wed 8/15/18	FPL																															
12	Determine Easement Needs and Locations	Mon 1/8/18	Fri 2/2/18																																
13	Send Easement Request Letters to Property Owners	Mon 2/5/18	Fri 2/9/18																																
14	Procure Easements and Follow up	Mon 2/12/18	Wed 8/15/18																																
15																																			
16	Construction Documents	Fri 8/18/17	Fri 6/1/18																																
17	Utility Base Mapping	Fri 8/18/17	Tue 9/26/17																																
18	Utility Base Map Development	Fri 8/18/17	Fri 9/1/17																																
19	Utility Base Map Internal QC	Mon 9/4/17	Fri 9/8/17																																
20	Utility Base Map Town/Utility Owner Submittal	Mon 9/11/17	Mon 9/11/17																																
21	Utility Base Map Town Review and Comment	Tue 9/12/17	Tue 9/26/17																																
22	Equipment Location Plan Development	Mon 1/8/18	Tue 3/6/18																																
23	Equipment Location Plan Development	Mon 1/8/18	Fri 2/2/18																																
24	Equipment Location Plan Internal QC	Mon 2/5/18	Fri 2/16/18																																
25	Equipment Location Plan Town Submittal	Mon 2/19/18	Mon 2/19/18																																
26	Equipment Location Plan Town Review and Comment	Tue 2/20/18	Tue 3/6/18																																
27	Conduit Routing Plan Development	Tue 2/20/18	Fri 6/1/18																																
28	Conduit Routing Plan Development	Tue 2/20/18	Fri 5/18/18																																
29	Commercial/Customer Owned Services Design	Fri 3/2/18	Fri 5/4/18																																
30	Landscaping Plans	Mon 4/2/18	Fri 5/18/18																																
31	Technical Specifications	Mon 4/2/18	Fri 5/18/18																																
32	Conduit Routing Plan Internal QC	Tue 5/22/18	Thu 5/31/18																																
33	Conduit Routing Plan Town Submittal	Fri 6/1/18	Fri 6/1/18																																
34																																			
35	Bid Phase - Phase 2 North	Mon 1/8/18	Tue 8/7/18																																
36	Advertisement for CMAR Procurement	Mon 1/8/18	Wed 2/7/18																																
37	CMAR Recommendation and Award	Thu 2/8/18	Tue 3/13/18																																

Project: TOPB UG Ph 2 Design

Date: Mon 10/29/18

Task

Milestone

Summary

Project Summary

Manual Task

Manual Summary

Deadline

Critical

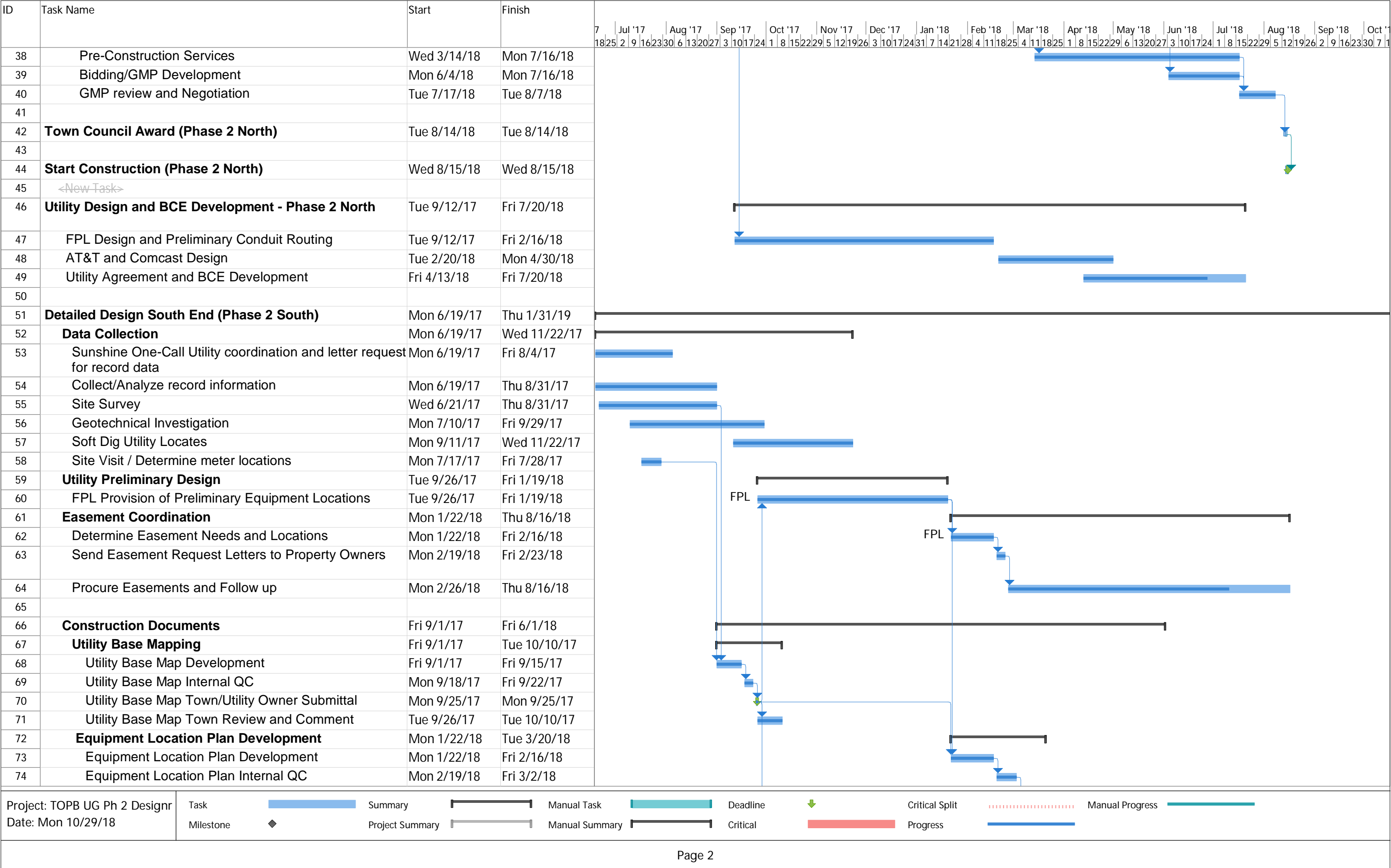
↓

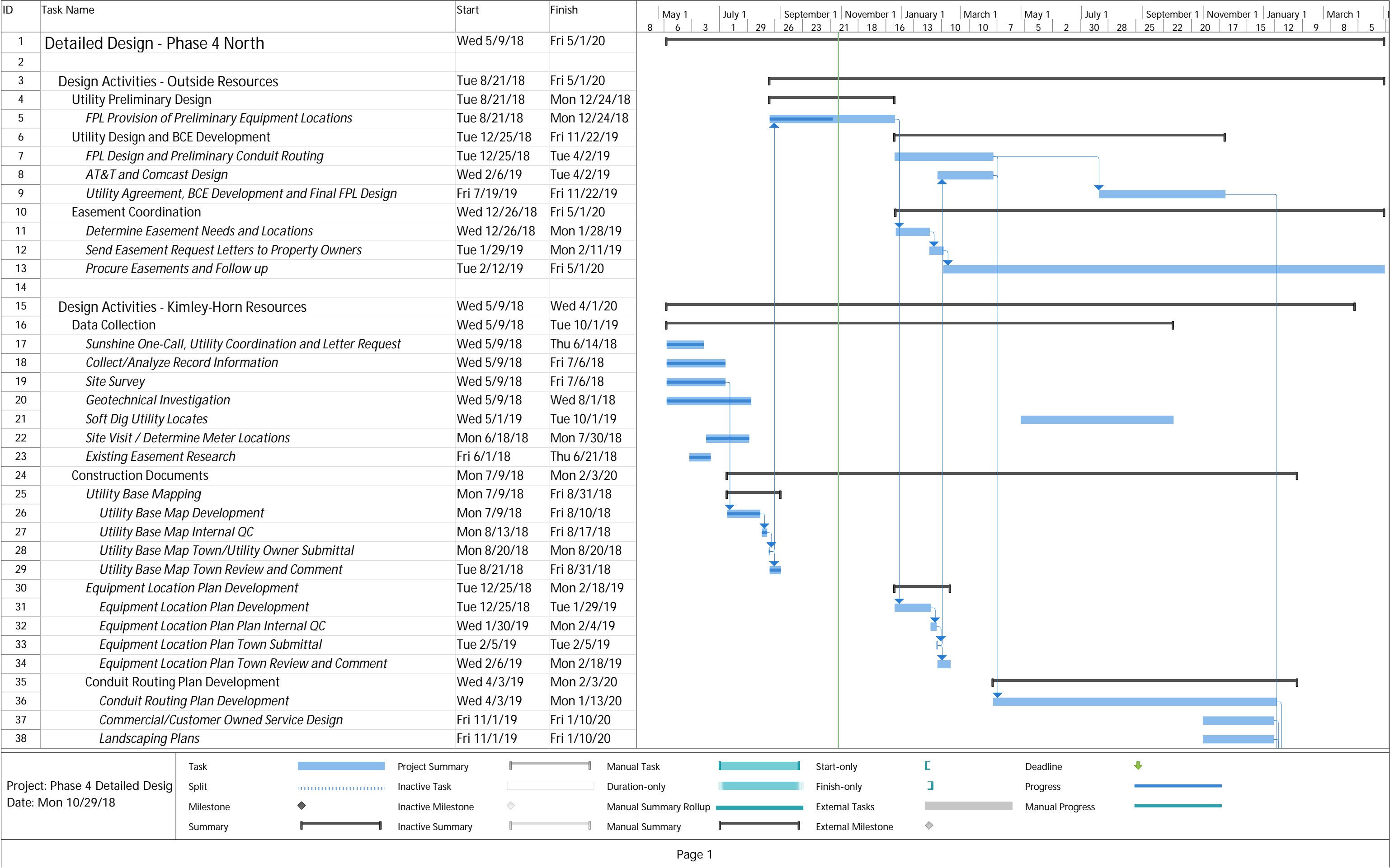
Critical Split

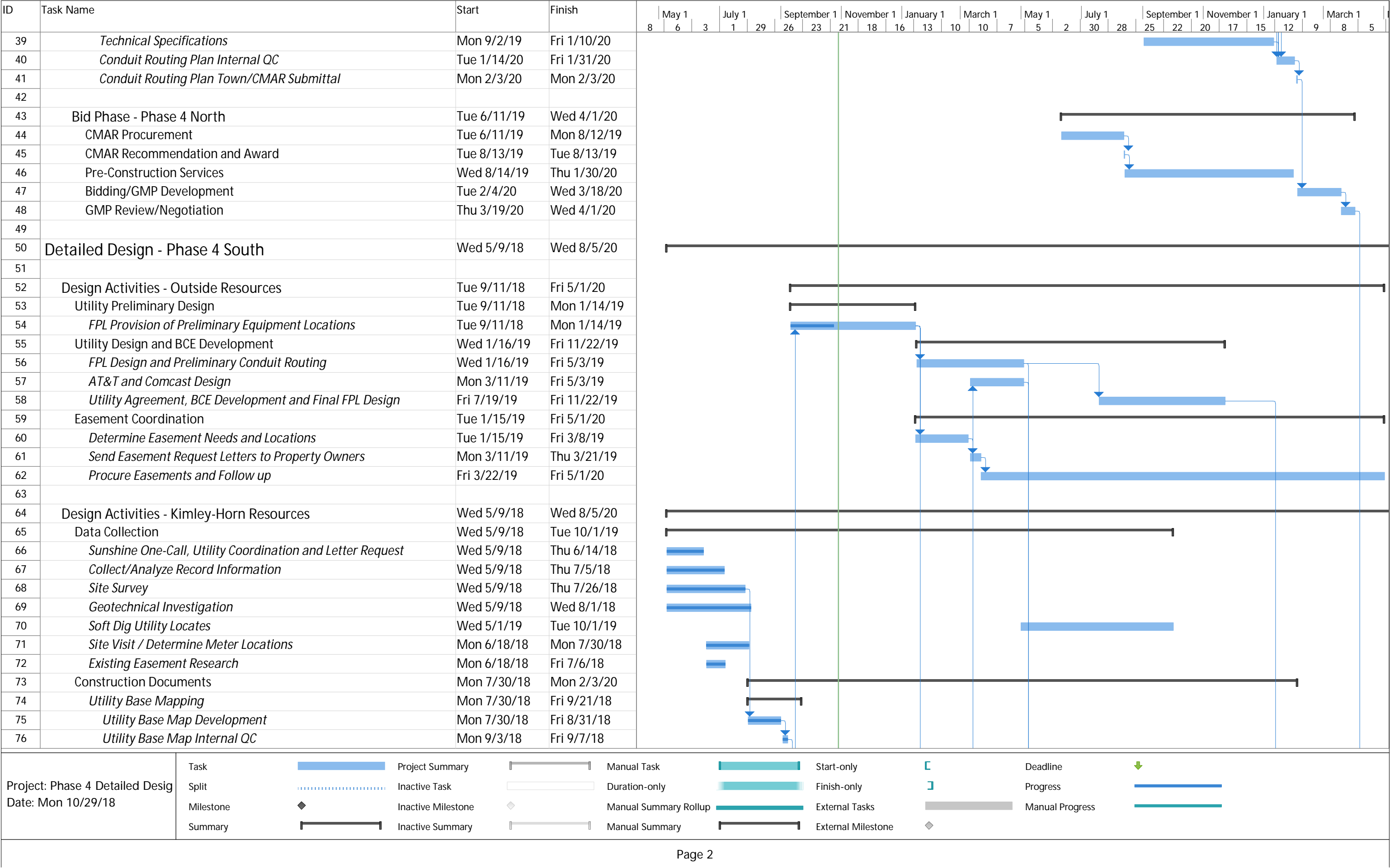
Progress

Manual Progress

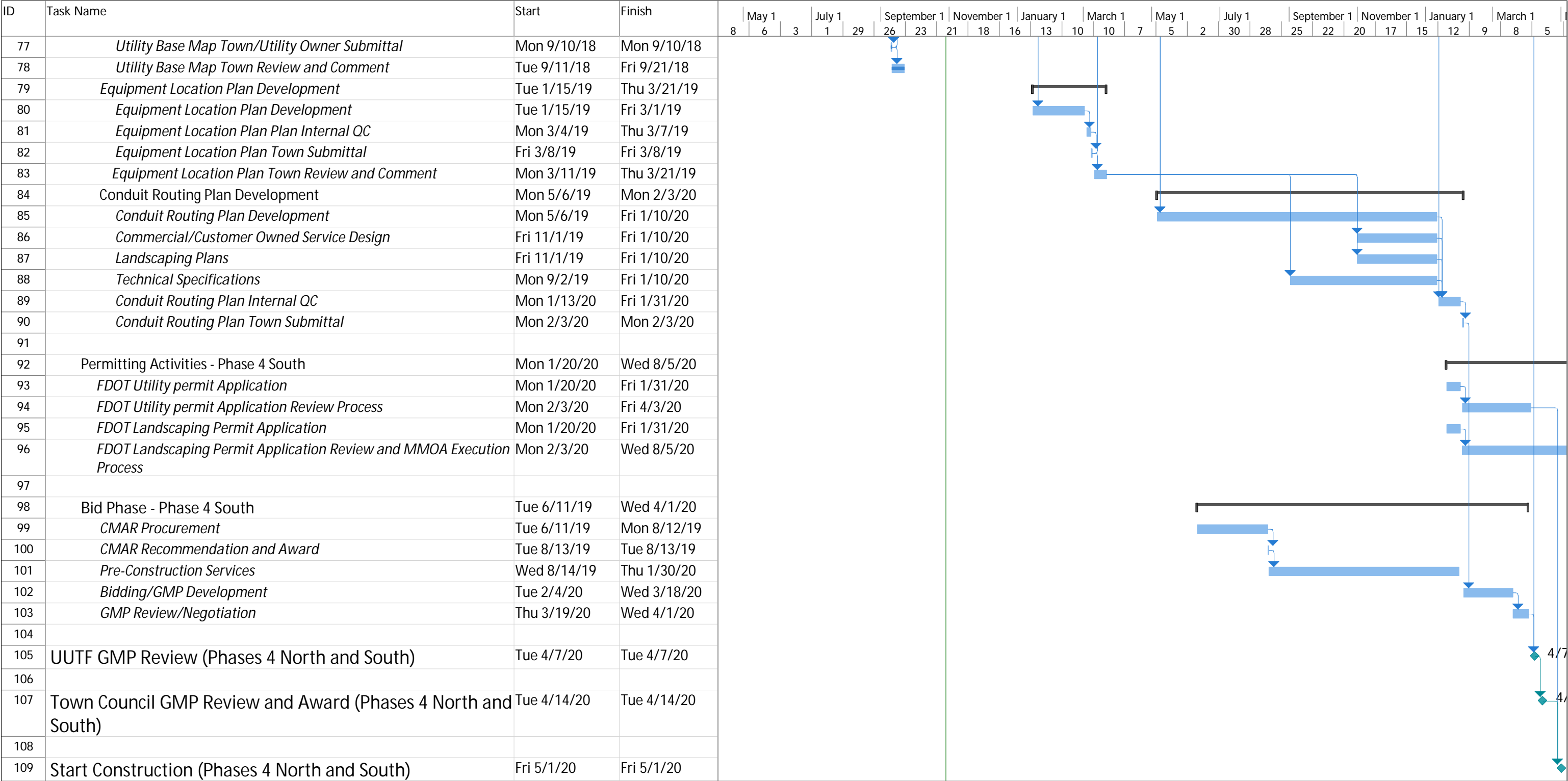
Page 1







Page 2



Project: Phase 4 Detailed Design
Date: Mon 10/29/18

Task

Split

Milestone

Summary

Project Summary

Inactive Task

Inactive Milestone

Inactive Summary

Manual Task

Duration-only

Manual Summary Rollup

Manual Summary

Start-only

Finish-only

External Tasks

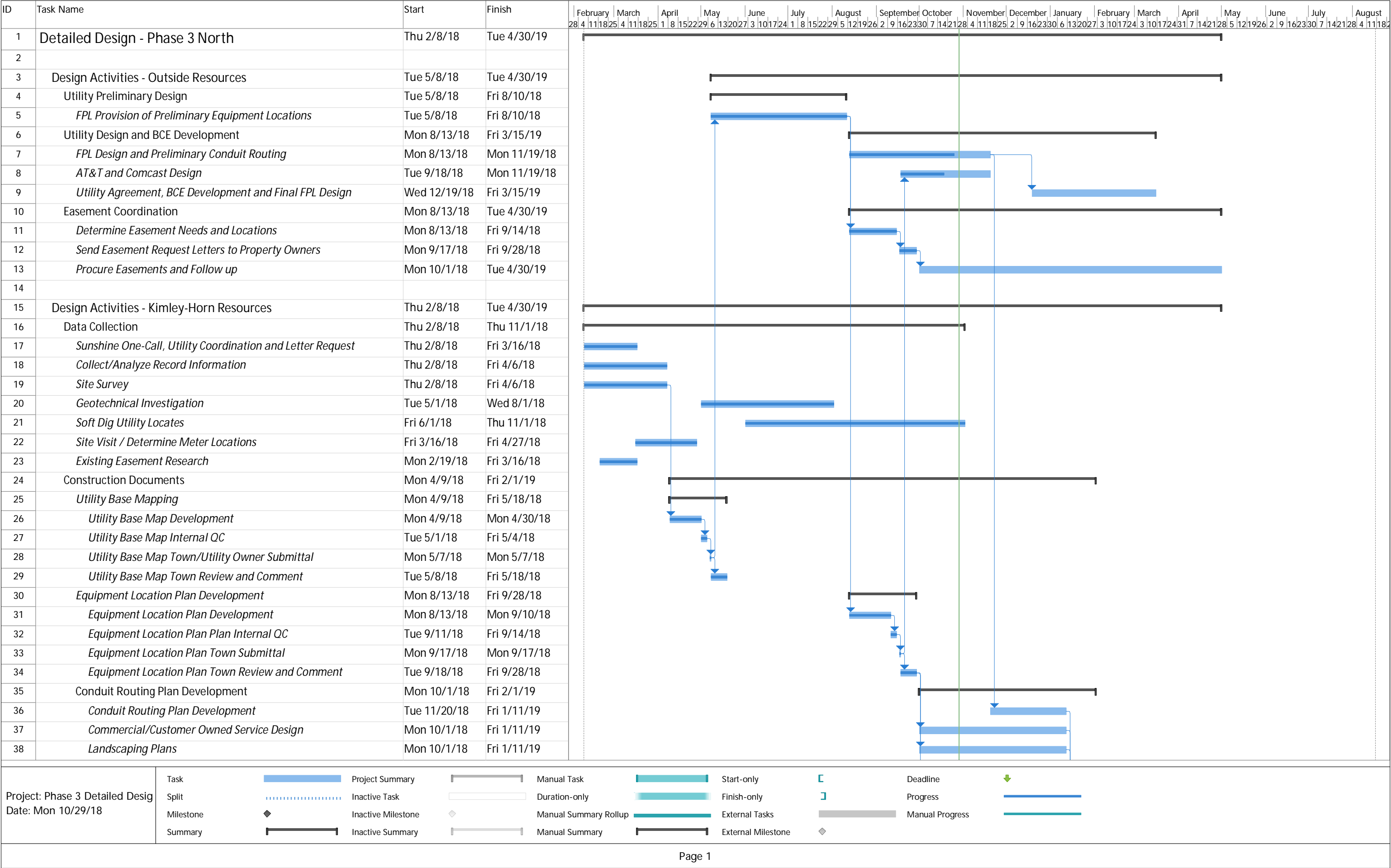
External Milestone

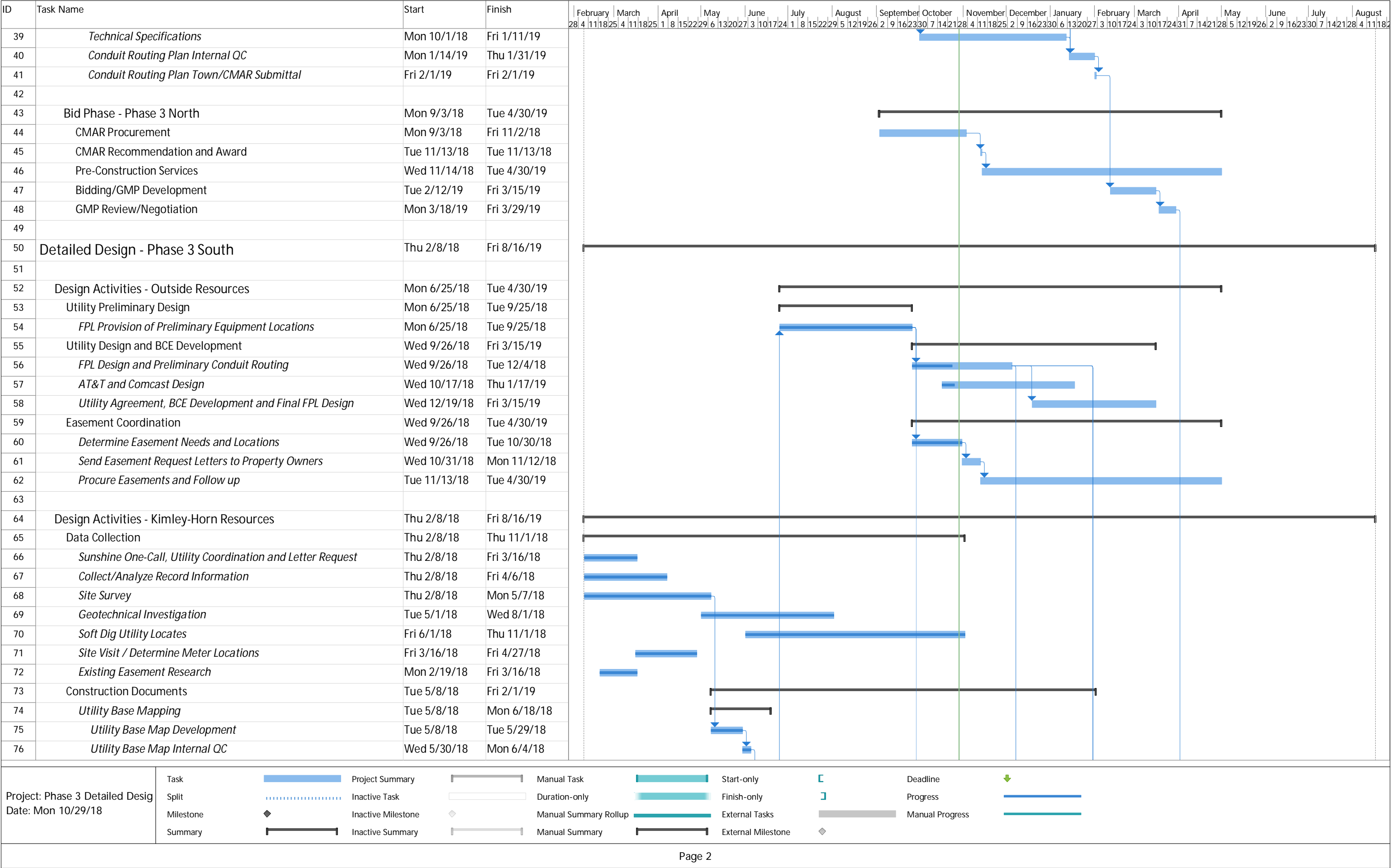
Deadline


Progress

Manual Progress

Page 3







Project: Phase 3 Detailed Desig
Date: Mon 10/29/18

Task

Split

Milestone

Summary

Project Summary

Inactive Task

Inactive Milestone

Inactive Summary

Manual Task

Duration-only

Manual Summary Rollup

Manual Summary

Start-only

Finish-only

External Tasks

External Milestone

Deadline

Progress

Manual Progress

Vincent G. Burkhardt
President



Executive Summary
For
September 2018

Project Description

Townwide Overhead Utility Undergrounding
Phase 1 North
P.O. # 171308

Project Status:

Permanent pavement restoration continued throughout the month mainly on the east / west roads. Most of the concrete transformer pads and transformers were set by the end of the month. A second and third crew finished pulling the main feeder and primary cables through the conduits along wiring of the transformers and switch gears. By the end of the month mostly all of the transformers and switch gears were wired. A continuity test was performed on the main feeder cables and it passed.

The project continues to remain within budget and is on schedule for the work that is controlled by Burkhardt Construction.

The work as show in line item numbers 19, 20, 21, and 24 in our included schedule are delayed due to the Town's negotiations with AT&T and COMCAST.

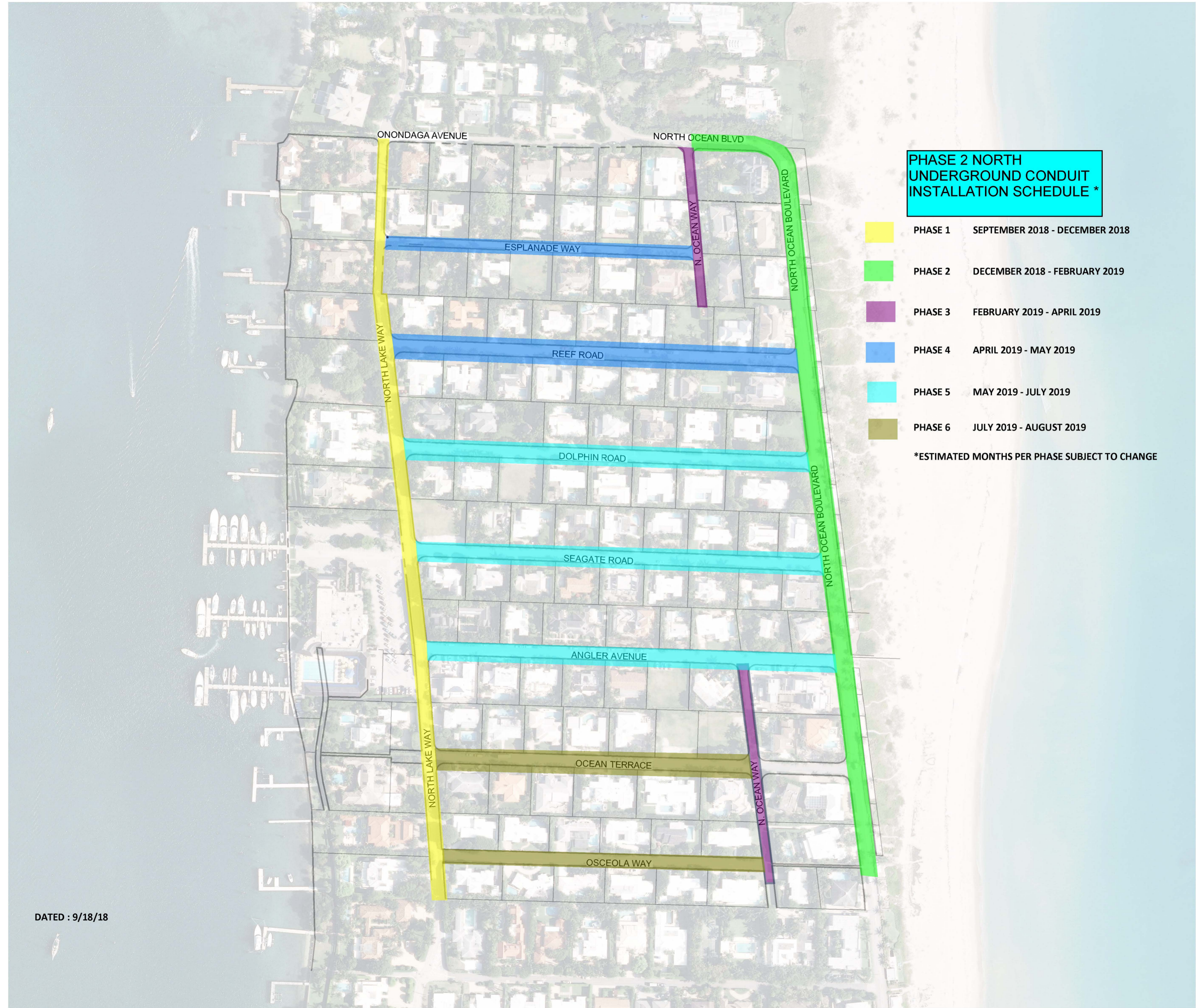
TOWN-WIDE OVERHEAD UTILITY UNDERGROUNDING
PHASE 1 NORTH
SCHEDULE
RFQ No. 2017-14

ID	Task Name	% Complete	Duration	Start	Finish													2018												2019	
						May	Jun	Jul	Aug	Sep	Oct	Nov	Dec	Jan	Feb	Mar	Apr	May	Jun	Jul	Aug	Sep	Oct	Nov	Dec	Jan	Feb				
1	Phase I - NORTH	62%	420 days?	Mon 6/12/17	Fri 1/18/19																										
2	Fully Executed Non-GAF Agreement	100%	23 days	Mon 6/12/17	Wed 7/12/17																										
3	Copy Of Executed Easements	100%	23 days	Mon 6/12/17	Wed 7/12/17																										
4	Fully Executed Applicant Installed Agreement With FPL	100%	23 days	Mon 6/12/17	Wed 7/12/17																										
5	Fully Executed R/O/W Agreement With FPL	100%	23 days	Mon 6/12/17	Wed 7/12/17																										
6	Fully Executed Agreement With COMCAST / AT & T	75%	23 days	Mon 6/12/17	Wed 7/12/17																										
7	Town Council Approval	100%	1 day	Tue 6/13/17	Tue 6/13/17																										
8	Award Prime Contract	100%	13 days	Wed 6/14/17	Fri 6/30/17																										
9	Permitting	100%	15 days	Mon 6/26/17	Fri 7/14/17																										
10	Customer Owned Service Connection Permitting	0%	15 days	Mon 6/26/17	Fri 7/14/17																										
11	Sub Contract Agreements	100%	23 days	Wed 6/14/17	Fri 7/14/17																										
12	Material Procurement	100%	11 days	Fri 6/30/17	Fri 7/14/17																										
13	Underground Conduit Installation, Primary/Secondary (FPL, ATT, Comcast)	100%	225 days	Mon 7/17/17	Fri 5/25/18																										
14	Feeder Splice Box Installation	100%	15 days	Thu 10/12/17	Wed 11/1/17																										
15	Set Transformers / Switch Cabinets (FPL)	100%	75 days	Sun 2/4/18	Thu 5/17/18																										
16	Secondary Services / Wire	65%	138 days	Tue 2/20/18	Thu 8/30/18																										
17	As-Built Submission / Review (FPL)	95%	47 days	Tue 2/20/18	Wed 4/25/18																										
18	Pull Wire / Terminations Primary (FPL)	95%	81 days	Tue 2/20/18	Tue 6/12/18																										
19	*ATT Rod Conduit, Pull Wire, Set Pedestals	10%	133 days	Tue 2/27/18	Thu 8/30/18																										
20	*Comcast Pull Wire, Set Pedestals	50%	133 days	Tue 2/27/18	Thu 8/30/18																										
21	Cut over / Overhead Removal (ATT/Comcast)	0%	45 days	Mon 9/3/18	Fri 11/2/18																										
22	Energize Underground (FPL)	0%	30 days	Mon 9/17/18	Fri 10/26/18																										
23	Secondary Service Switch Over (FPL)	0%	113 days	Mon 6/11/18	Wed 11/14/18																										
24	** Demo Overhead / Remove Poles (FPL) / Final Restoration	0%	90 days	Mon 9/17/18	Fri 1/18/19																										
25	*This Work Will Be Performed By ATT/COMCAST Crews, All Other Work Is Anticipated To Be Performed By A Subcontractor Under The Direction Of Burkhardt Construction, Inc.	0%																													
26	**This Work Must Be Performed By FPL Crews, All Other Work Is Anticipated To Be Performed By A Subcontractor Under The Direction Of Burkhardt Construction, Inc.	0%																													
27	Storm Drainage	100%	45 days	Mon 7/17/17	Fri 9/15/17																										
28	Water Main	100%	79 days	Sun 10/15/17	Wed 1/31/18																										



TOWN-WIDE OVERHEAD UTILITY UNDERGROUNDING
PHASE 2 NORTH
PRELIMINARY SCHEDULE
RFQ No. 2018-03

ID	Task Name	% Complete	Duration	Start																					
					3rd Quarter			4th Quarter			1st Quarter			2nd Quarter			3rd Quarter			4th Quarter			1st Quarter		
					Jul	Aug	Sep	Oct	Nov	Dec	Jan	Feb	Mar	Apr	May	Jun	Jul	Aug	Sep	Oct	Nov	Dec	Jan	Feb	Mar
1	Phase 2 NORTH	4%	399 days	Tue 8/14/18																					
2	Town Council Approval	100%	1 day	Tue 8/14/18																					
3	Award Prime Contract	100%	13 days	Wed 8/15/18																					
4	Permitting	85%	14 days	Wed 8/15/18																					
5	Customer Owned Service Connection Permitting	0%	14 days	Wed 8/15/18																					
6	Sub Contract Agreements	95%	14 days	Wed 8/15/18																					
7	Material Procurement	80%	11 days	Mon 8/20/18																					
8	Underground Conduit Installation, Primary/Secondary (FPL, ATT, Comcast)	15%	240 days	Mon 9/3/18																					
9	Feeder Splice Box Installation	0%	140 days	Sun 12/30/18																					
10	Set Transformers / Switch Cabinets (FPL)	0%	155 days	Sun 1/13/19																					
11	Secondary Services / Wire	0%	235 days	Mon 11/5/18																					
12	As-Built Submission / Review (FPL)	0%	220 days	Mon 2/11/19																					
13	Pull Wire / Terminations Primary (FPL)	0%	145 days	Mon 2/18/19																					
14	*ATT Rod Conduit, Pull Wire, Set Pedestals	0%	180 days	Mon 3/11/19																					
15	*Comcast Pull Wire, Set Pedestals	0%	180 days	Mon 3/11/19																					
16	Cut over / Overhead Removal (ATT/Comcast)	0%	150 days	Mon 6/3/19																					
17	Energize Underground (FPL)	0%	140 days	Mon 4/8/19																					
18	Secondary Service Switch Over (FPL)	0%	180 days	Fri 4/19/19																					
19	** Demo Overhead / Remove Poles (FPL) / Final Restoration	0%	180 days	Mon 6/17/19																					
20	*This Work Will Be Performed By ATT/COMCAST Crews, All Other Work Is Anticipated To Be Performed By A Subcontractor Under The Direction Of Burkhardt Construction, Inc.	0%																							
21	**This Work Must Be Performed By FPL Crews, All Other Work Is Anticipated To Be Performed By A Subcontractor Under The Direction Of Burkhardt Construction, Inc.	0%																							
22	Storm Drainage	0%	30 days	Mon 9/24/18																					



SAFETY

Monthly safety inspections are conducted by WT Regional Safety Director. Daily safety inspections conducted by onsite staff.

- ◆ 0 lost time incidents to date
- ◆ 1 recordable incident to date

CONSTRUCTION

- ◆ S. Ocean Blvd (Electrical Undergrounding Crew) - Undergrounding Crews are 100% completed with feeder/primary conduit installation on S. Ocean Blvd. 100% of concrete vaults and pads for all equipment have been installed. 100% of cable pulled to date. Equipment terminations 100% completed. Street Lighting conduit and boxes completed.
- ◆ Ibis Isle AT&T/Comcast conduit installation is completed. Asphalt (drainage) pending.
- ◆ Ibis Isle Watermain replacement completed. Fan guard final adjustments being made.
- ◆ Phipps Ocean Park North Restroom demolition completed. Existing utilities have been cut and capped. Site rough grade completed. Utility rough complete. Building pad grading in progress. Building to be set by end of month.
- ◆ Phipps Ocean North Parking Lot Lighting conduit and handholes installation completed. Parking Lot poles recently delivered to jobsite and pending installation by FPL.

DOCUMENTATION:

RFIs:

- A. 34 RFIs issued to date
- B. 0 Outstanding RFI

SUBMITTALS:

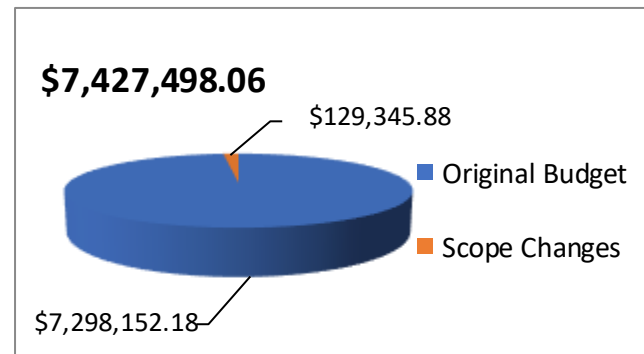
- A. 255+ Individual Submittals Processed
- B. 1 Submittal Package Currently Under Review
- C. 1 Submittal Packages Pending Submission to A/E

DRAWINGS: Added Scopes of Work

- A. Post GMP Phipps Ocean Park Restroom Building.
- B. Post GMP Phipps Ocean Park Lighting.
- C. Post GMP A-41 Wastewater Pump Station.
- D. Post GMP Ibis Bridge Watermain Crossing.

RELEVANT POTENTIAL CHANGES:

FINANCIALS—BUDGET VS. COSTS



Current GMP Amount	—	\$7,427,498.06
Approved Owner Initiated Scope Changes	—	\$129,345.88
Gross Billings to Date (\$)	—	\$4,832,989.33
Gross Billings to Date (%)	—	65%
Schedule % Completed	—	71%

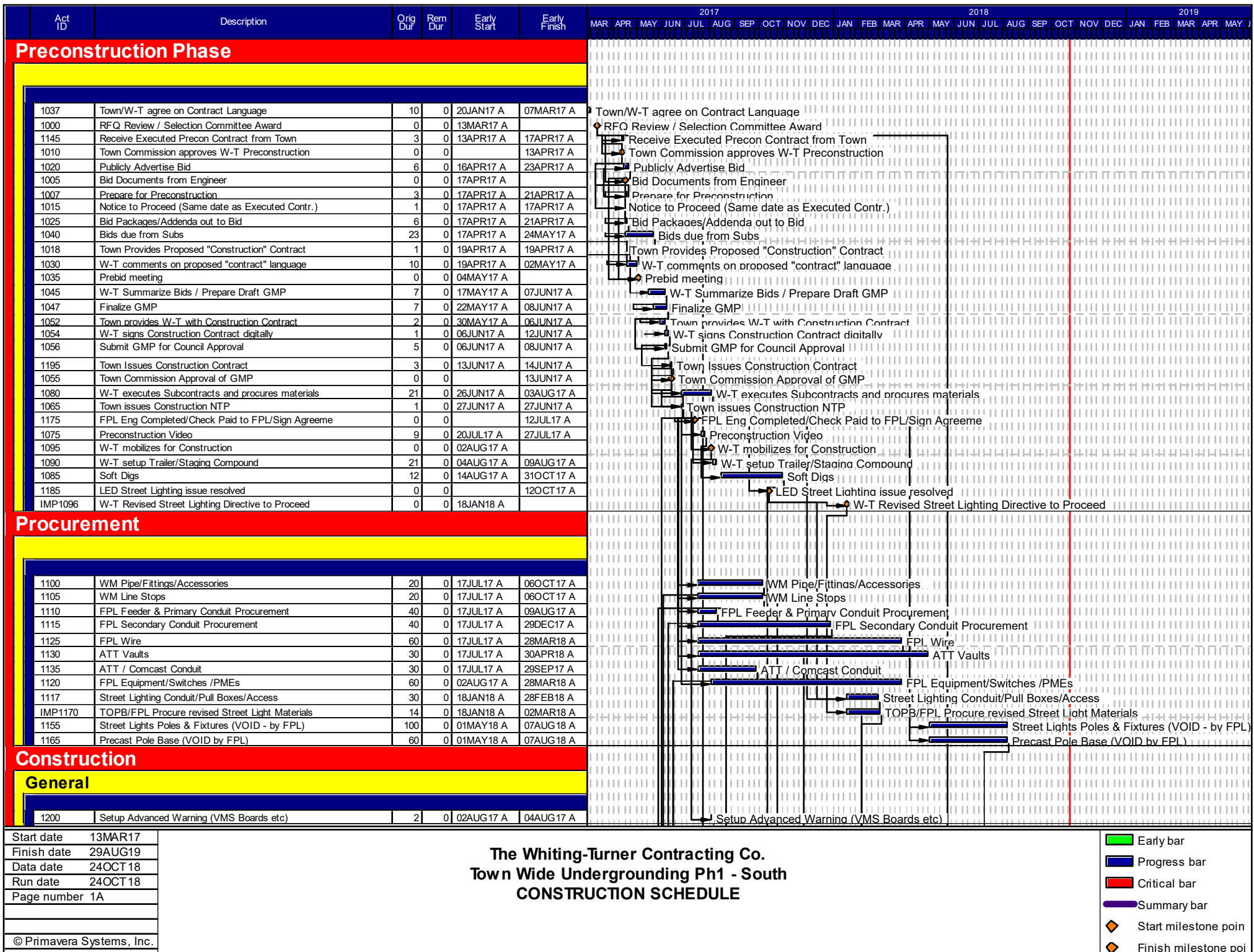


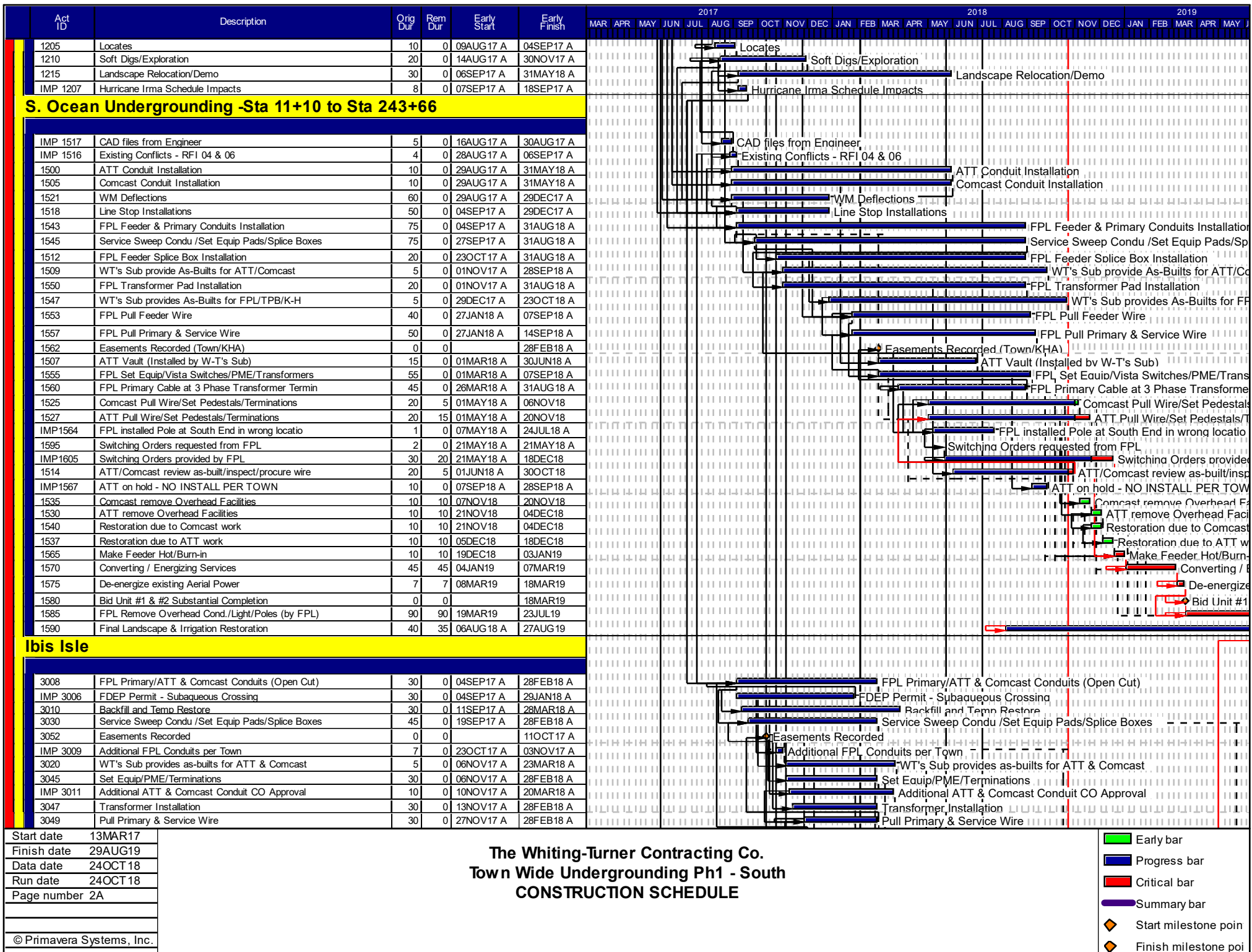
SCHEDULE SUMMARY

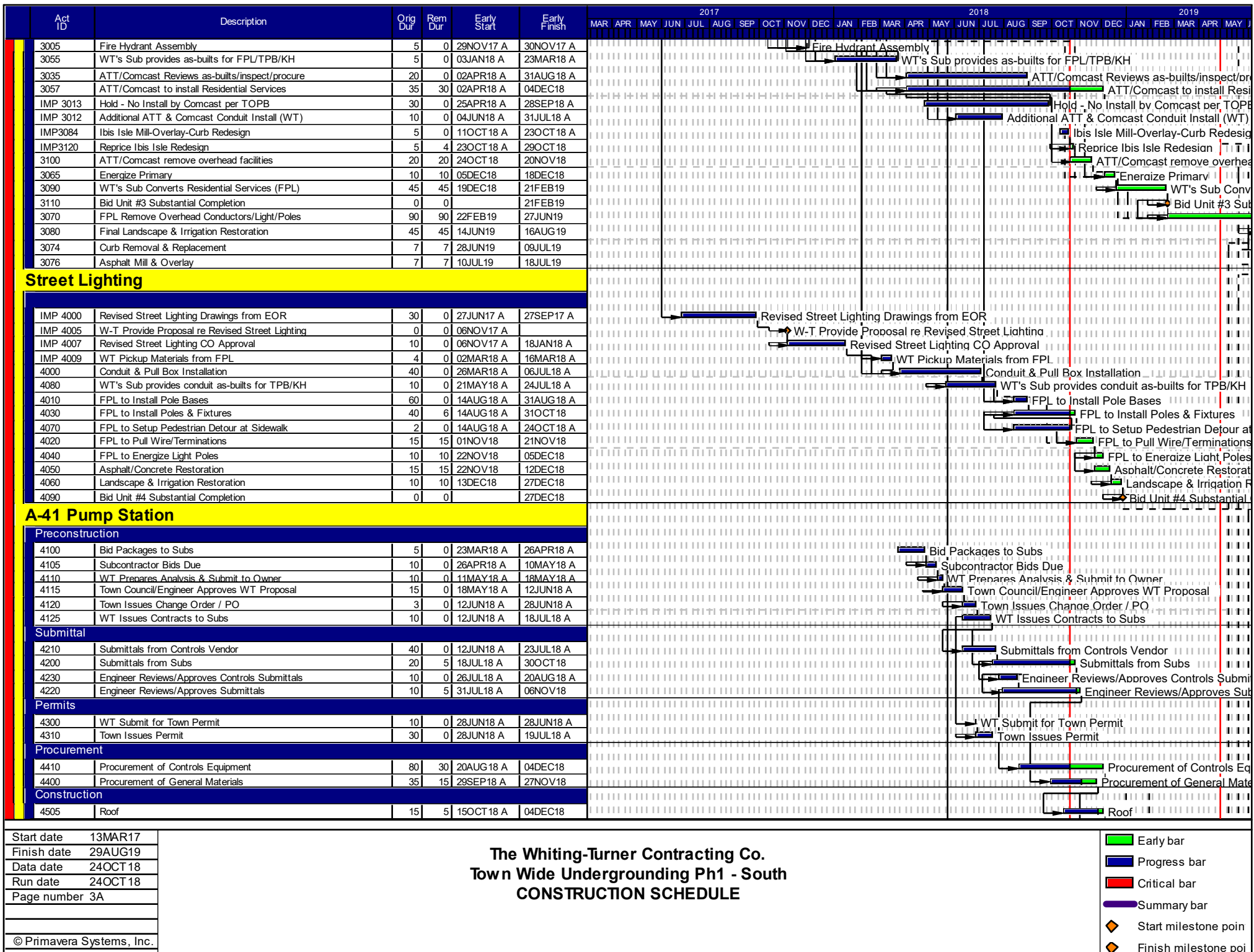
S. Ocean Undergrounding -Sta 11+10 to Sta 243+66					
IMP1567	ATT on hold - NO INSTALL PER TOWN	10	0	07SEP18 A	28SEP18 A
1535	Comcast remove Overhead Facilities	10	10	07NOV18	20NOV18
1530	ATT remove Overhead Facilities	10	10	21NOV18	04DEC18
1540	Restoration due to Comcast work	10	10	21NOV18	04DEC18
1537	Restoration due to ATT work	10	10	05DEC18	18DEC18
Ibis Isle					
IMP3120	Reprice Ibis Isle Redesign	5	4	23OCT18 A	29OCT18
3100	ATT/Comcast remove overhead facilities	20	20	24OCT18	20NOV18
3065	Energize Primary	10	10	05DEC18	18DEC18
3090	WT's Sub Converts Residential Services (FPL)	45	45	19DEC18	21FEB19
Street Lighting					
4040	FPL to Energize Light Poles	10	10	22NOV18	05DEC18
4050	Asphalt/Concrete Restoration	15	15	22NOV18	12DEC18
4060	Landscape & Irrigation Restoration	10	10	13DEC18	27DEC18
4090	Bid Unit #4 Substantial Completion	0	0		27DEC18
Ibis Isle Watermain Crossing					
5465	Bact T Results to Engineer	2	0	27SEP18 A	02OCT18 A
5471	Open 8"/Remove Bypass/Plug 4" GV	1	0	28SEP18 A	28SEP18 A
5462	Install Fan Guard	1	0	10OCT18 A	10OCT18 A
5475	Restoration/Asphalt Patch	2	2	24OCT18	25OCT18

SCHEDULE NOTES / IMPACTS:

- Street Lighting conduit and handhole installation scope is 100% complete. FPL Street Lighting pole installation (by others) ongoing. FPL wire installation pending.
- Additional AT&T/Comcast Service Conduit at Ibis Isle scope is complete. AT&T direct installation currently on hold and Comcast direct installation in progress.
- A-41 Pump Station roofing installation in progress. All other scopes pending delivery of I&C materials and equipment that is tentatively scheduled for delivery by the end of Nov. 2018.







The Whiting-Turner Contracting Co.
Town Wide Undergrounding Ph1 - South
CONSTRUCTION SCHEDULE

Underground Utility Project Budget
Project Financial Summary
October 31, 2018

Expenditures	Original OPC	Updated OPC	Budget	Actual	% Expended
Phase 1	\$ 12,620,000	\$ 12,900,000	\$ 12,642,040	\$ 10,610,058	83.9%
Phase 2	\$ 9,170,000	\$ 9,710,000	\$ 5,382,339	\$ 1,176,967	21.9%
Phase 3	\$ 10,910,000	\$ 11,360,000	\$ 1,222,094	\$ 672,630	55.0%
Phase 4	\$ 10,370,000	\$ 10,910,000	\$ 1,306,043	\$ 261,029	20.0%
Phase 5	\$ 14,090,000	\$ 14,850,000	\$ 81,087	\$ -	0.0%
Phase 6	\$ 16,820,000	\$ 17,690,000	\$ -	\$ -	
Phase 7	\$ 11,730,000	\$ 12,220,000	\$ -	\$ -	
Phase 8	\$ 12,300,000	\$ 12,890,000	\$ -	\$ -	
Other	\$ 570,000	\$ 980,414	\$ 980,414	\$ 1,611,169	164.3%
Total Project Costs To Date*	\$ 98,580,000	\$ 103,510,414	\$ 21,614,017	\$ 14,331,854	66.3%
* Updated OPC includes estimated AT&T credit					
Total Other Costs Outside Underground Budget			\$ 794,169	\$ 1,319,091	166.1%
Total Underground Project Costs			\$ 22,408,186	\$ 15,650,945	69.8%
Opinion of Cost - Master Plan			98,600,000		
AT&T and Comcast Additional Project Costs			6,700,000		
AT&T Credit - TBD					
FPL Credit			(3,300,000)		
Total Project Budget			\$ 102,000,000		
% Budgeted/Encumbered To Date Project Costs			21.19%		
% Spent to Date - Project Costs			14.05%		

Project Revenues Received

Revenues	Budget	Actual	% of Budget
Revenues			
Prepaid Assessments Reserved		\$ 11,581,599	0.0%
Assessment Revenue Reserved	\$ 5,080,000	\$ 4,254,133	83.7%
Commercial Paper	\$ -	Paid off w/GO bond	0.0%
Town Owned Property Prepaid Assessments	\$ 2,797,291	\$ 2,797,291	100.0%
Interest on Assessment Escrow	\$ -	\$ 199,786	
Interest	\$ 12,000	\$ 199,338	1661.1%
GO Bond Proceeds	\$ 60,500,000	\$ 60,499,897	100.0%
1 Cent Sales Tax	\$ 2,500,000	\$ 1,000,000	40.0%
Other			
Kevin McGann - CO #9		\$ 34,900	
Donations - Civic Association	\$ 49,250	\$ 49,250	100.0%
Transfer from (307) Fund CIP	\$ 760,200	\$ 760,200	100.0%
Transfer from (001) General Fund - PM Salary	\$ 130,000	\$ 130,000	
Total Project Revenues	\$ 71,828,741	\$ 81,506,394	113.5%

Underground Utility Project Budget
Phase 1 Project Costs
October 31, 2018

	Original OPC	Updated OPC	Budget	Actual	% Expended
Project Engineering					
Task 2.1 - Detailed Design North End	590,000		472,063	472,063	100.0%
Task 2.2 - Detailed Design South End	740,000		619,411	619,411	100.0%
Task 2.3 - Permitting Assistance			17,790	17,790	100.0%
Task 2.4 - Bid Phase Assistance			42,166	42,166	100.0%
Task 2.5 - Meetings - Design Phase			125,399	125,383	100.0%
Legal Sketch and Description - Easements			34,000	27,215	80.0%
Subtotal Design Phase	\$ 1,330,000	\$ 1,400,000	\$ 1,310,829	\$ 1,304,028	99.5%
Construction Costs					
Phase 1 North Construction					
Preconstruction			\$ 19,720	19,720	100.0%
Burkhardt Construction			\$ 3,598,144	3,112,720	86.5%
Street Light Conversion			\$ 26,273	26,273	100.0%
Change Order for AT&T and Comcast Conduit			\$ 371,201	371,201	100.0%
Utility Design Costs			\$ 15,595	15,595	100.0%
Utility Construction Costs (FPL, Comcast, AT&T)			\$ 476,776	187,499	39.3%
Construction Engineering (KH)			\$ 230,532	164,475	71.3%
	\$ 4,210,000	\$ 4,390,000	\$ 4,738,241	\$ 3,897,483	82.3%
Phase 1 South Construction					
Preconstruction			\$ 22,200	22,200	100.0%
Whiting Turner Construction			\$ 4,450,977	3,500,522	78.6%
Change Order for AT&T and Comcast Conduit			\$ 125,147	125,147	100.0%
Other Approved Change Orders - Additional soil borings at Ibis Isle			\$ 2,200	2,200	100.0%
Utility Design Costs			\$ 33,013	33,013	100.0%
Utility Construction Costs (FPL, Comcast, AT&T)			\$ 1,374,193	1,184,090	86.2%
Construction Engineering (KH)			\$ 283,880	234,305	82.5%
	\$ 6,800,000	\$ 6,830,000	\$ 6,291,610	\$ 5,101,476	81.1%
Easement Recording Fees			\$ 347	349	
Legal Costs/Easement Acquisition - Jones Foster	\$ 280,000	\$ 280,000	\$ 301,359	\$ 306,723	101.8%
Total Phase 1 Costs	\$ 12,620,000	\$ 12,900,000	\$ 12,642,040	\$ 10,610,058	83.9%

Underground Utility Project Budget
Phase 2 Project Costs
October 31, 2018

	Original OPC	Updated OPC	Budget	Actual	% Expended
Phase 2 Design					
Kimley Horn					
Task 1.1 Phase 2 North Design	335,000	360,000	\$ 281,304	\$ 281,304	100.0%
Task 1.2 Phase 2 South Design	400,000	420,000	\$ 335,353	\$ 318,585	95.0%
Task 1.3 Permitting Assistance North and South			\$ 12,674	\$ 6,337	50.0%
Task 1.4 Bid Phase Assistance North and South			\$ 40,565	\$ 32,842	81.0%
Task 1.6 Meetings North and South			\$ 136,617	\$ 67,734	49.6%
Total Phase 2 Design	\$ 735,000	\$ 780,000	\$ 806,513	\$ 706,802	87.6%
Construction Costs					
Phase 2 North Construction					
Preconstruction			\$ 35,000	31,970	91.3%
Burkhardt Construction			\$ 4,015,865	202,103	5.0%
Approved Change Orders			\$ -		
FPL Design Cost			\$ 11,759		0.0%
ATT Design Cost			\$ 5,000		0.0%
Comcast Design Cost				\$ 4,582	
Utility Costs (FPL, AT&T)				\$ 64,472	
Construction Engineering (KH)			\$ 248,121	\$ 12,647	5.1%
Total Phase 2 North Construction	3,800,000	4,000,000	\$ 4,315,745	\$ 315,775	0.0%
Phase 2 South Construction	-				
Preconstruction			\$ 35,000	-	
Whiting Turner Construction					
Approved Change Orders			\$ -		
FPL Design Cost			\$ 13,330	12,850	96.4%
ATT Design Cost			\$ 5,000		
Comcast Design Cost				\$ 4,582	
Utility Costs (FPL, Comcast, AT&T)				\$ -	
Construction Engineering (KH)					
Total Phase 2 South Construction	4,435,000	4,730,000	\$ 53,330	\$ 17,432	32.7%
Easement Acquisition	200,000	200,000			
<i>Kimley Horn Easement Assistance</i>					
Task 1.5 Easement Assistance North			\$ 64,936	\$ 56,344	86.8%
Task 1.5 Easement Assistance South			\$ 77,466	\$ 55,856	72.1%
<i>Surveys</i>					
Task 1.7 Legal Sketch North			\$ 14,020	\$ 13,818	98.6%
Task 1.7 Legal Sketch South			\$ 16,725	\$ 8,146	48.7%
Advertising				\$ 1,101	
Jones Foster - Legal			\$ 25,000	\$ 265	1.1%
American Acquisition Group			\$ -		
Temp Services			\$ 5,000		0.0%
Recording Costs			\$ 3,605	\$ 1,429	39.6%
Total Easement Acquisition Costs	200,000	200,000	\$ 206,752	\$ 136,958	66.2%
Total Phase 2 Costs	\$9,170,000	\$9,710,000	\$ 5,382,339	\$ 1,176,967	21.9%

Underground Utility Project Budget
Phase 3 Project Costs
October 31, 2018

	Original OPC	Updated OPC	Budget	Actual	% Expended
Phase 3 Design					
Kimley Horn					
Task 1.1 Phase 3 North Design	\$ 325,000	\$ 350,000	\$ 288,851	\$ 112,075	38.8%
Task 1.2 Phase 3 South Design	\$ 535,000	\$ 580,000	\$ 503,260	\$ 194,529	38.7%
Task 1.3 Permitting Assistance			\$ 13,739		0.0%
Task 1.4 Bid Phase Assistance			\$ 36,834		0.0%
Task 1.5 Meetings			\$ 101,652	\$ 675	0.7%
Deductive Change Order (Scope Change)			\$ (49,840)		0.0%
Total Phase 3 Design	\$ 860,000	\$ 930,000	\$ 894,496	\$ 307,279	34.4%
Construction Costs					
Phase 3 North Construction	\$ 3,700,000	\$ 3,850,000			
Preconstruction					
Construction					
Approved Change Orders					
FPL Design Cost			\$ 12,850		
ATT Design Cost					
Comcast Design Cost					
Construction Engineering (KH)					
Daniella Construction - Nightingale/LaPuerta - Townwide portion				\$ 243,470	
FPL Nightingale/LaPuerta - Townwide Portion				\$ 74,900	
Comcast Nightingale/LaPuerta - Townwide Portion				\$ 8,885	
AT&T Nightingale/LaPuerta Townwide Portion				\$ 30,555	
Total Phase 3 North Construction	\$ 3,700,000	\$ 3,850,000	\$ 12,850	\$ 357,810	0.0%
Phase 3 South Construction	\$ 6,090,000	\$ 6,320,000			
Preconstruction					
Construction					
Approved Change Orders					
FPL Design Cost			\$ 11,359		
ATT Design Cost					
Comcast Design Cost					
Construction Engineering (KH)					
Total Phase 3 South Construction	\$ 6,090,000	\$ 6,320,000	\$ 11,359	\$ -	0.0%
Easement Acquisition	\$ 260,000	\$ 260,000			
<i>Kimley Horn Easement Assistance</i>					
Task 1 Easement Assistance North and South			\$ 235,953	\$ 7,541	3.2%
<i>Surveys</i>					
Task Legal Sketch South			\$ 37,436		
Jones Foster - Legal			\$ 25,000		
American Acquisition Group					
Temp Services			\$ 5,000		
Recording Costs					
Total Easement Acquisition Costs	\$ 260,000	\$ 260,000	\$ 303,389	\$ 7,541	2.5%
Total Phase 3 Costs	\$ 10,910,000	\$ 11,360,000	\$ 1,222,094	\$ 672,630	55.0%

Underground Utility Project Budget
Phase 4 Project Costs
October 31, 2018

	Original OPC	Updated OPC	Budget	Actual	% Expended
Phase 4 Design					
Kimley Horn					
Task 1.1 Phase 4 North Design	\$ 402,000	\$ 435,000	\$ 312,317	\$ 109,311	35.0%
Task 1.2 Phase 4 South Design	\$ 413,000	\$ 435,000	\$ 451,284	\$ 146,667	32.5%
Task 1.3 Permitting Assistance			\$ 14,468	\$ -	0.0%
Task 1.4 Bid Phase Assistance			\$ 37,899	\$ -	0.0%
Task 1.6 Meetings			\$ 77,911	\$ 2,136	2.7%
Total Phase 4 Design	\$ 815,000	\$ 870,000	\$ 893,879	\$ 258,114	28.9%
Construction Costs					
Phase 4 North Construction	4,605,000	4,820,000			
Preconstruction					
Construction					
Approved Change Orders					
FPL Design Cost			\$ 12,757		
ATT Design Cost					
Comcast Design Cost					
Utility Costs (FPL, Comcast, AT&T)					
Construction Engineering (KH)					
Total Phase 4 North Construction	\$ 4,605,000	\$ 4,820,000	\$ 12,757	\$ -	0.0%
Phase 4 South Construction	4,710,000	4,980,000			
Preconstruction					
Construction					
Approved Change Orders					
FPL Design Cost			\$ 13,160		
ATT Design Cost					
Comcast Design Cost					
Utility Costs (FPL, Comcast, AT&T)					
Construction Engineering (KH)					
Total Phase 4 South Construction	\$ 4,710,000	\$ 4,980,000	\$ 13,160	\$ -	0.0%
Easement Acquisition	\$ 240,000	\$ 240,000			
<i>Kimley Horn Easement Assistance</i>					
Easement Assistance (KH)			\$ 280,270	\$ 2,915	1.0%
Easement Assistance (KH) -- Switches			\$ 62,780		
<i>Surveys</i>					
Legal Sketch			\$ 38,230		
Legal Sketch - Switches			\$ 4,967		
Jones Foster - Legal					
American Acquisition Group					
Temp Services					
Recording Costs					
Total Easement Acquisition Costs	\$ 240,000	\$ 240,000	\$ 386,247	\$ 2,915	0.8%
Total Phase 4 Costs	\$ 10,370,000	\$ 10,910,000	\$ 1,306,043	\$ 261,029	20.0%

Underground Utility Project Budget
Phase 5 Project Costs
October 31, 2018

	Original OPC	Updated OPC	Budget	Actual	% Expended
Phase 5					
Kimley Horn					
Task 1.1 Phase 5 North Design	\$ 520,000	\$ 560,000			0.0%
Task 1.2 Phase 5 South Design	\$ 600,000	\$ 640,000			0.0%
Task 1.3 Permitting Assistance North					0.0%
Task 1.3 Permitting Assistance South					0.0%
Task 1.4 Bid Phase Assistance North					0.0%
Task 1.4 Bid Phase Assistance South					0.0%
Task 1.6 Meetings North					0.0%
Task 1.6 Meetings South					0.0%
Total Phase 5 Design	\$ 1,120,000	\$ 1,200,000	\$ -	\$ -	0.0%
Construction Costs					
Phase 5 North Construction	\$ 5,890,000	\$ 6,200,000			
Preconstruction					
Construction					
Utility Costs (FPL, Comcast, AT&T)					
Construction Engineering (KH)					
Total Phase 5 North Construction	\$ 5,890,000	\$ 6,200,000	\$ -	\$ -	0.0%
Phase 5 South Construction	\$ 6,750,000	\$ 7,120,000			
Preconstruction					
Construction					
Utility Costs (FPL, Comcast, AT&T)					
Construction Engineering (KH)					
Total Phase 5 South Construction	\$ 6,750,000	\$ 7,120,000	\$ -	\$ -	0.0%
Easement Acquisition	\$ 330,000	\$ 330,000			
<i>Kimley Horn Easement Assistance</i>					
Easement Assistance			\$ 75,696		
Surveys					
Legal Sketch			\$ 5,391		
Jones Foster - Legal					
American Acquisition Group					
Temp Services					
Recording Costs					
Total Easement Acquisition Costs	\$ 330,000	\$ 330,000	\$ 81,087	\$ -	0.0%
Total Phase 5 Costs	\$14,090,000	\$14,850,000	\$ 81,087	\$ -	0.0%

Underground Utility Project Budget
Other Project Costs
October 31, 2018

Master Plan	Budget	Actual	% Expended
Task 1.1 - Data Collection & GIS Base Mapping	\$ 88,021	\$ 88,021	100.0%
Tash 1.1a Data Collection for Future Communications	\$ 23,511	\$ 23,511	100.0%
Task 1.2 - Conceptual Design and Master Plan	\$ 161,756	\$ 161,756	100.0%
Task 1.3 - Project Sequencing and Phasing	\$ 31,244	\$ 31,244	100.0%
Task 1.4 - Assessment of Traffic Impacts	\$ 77,660	\$ 77,660	100.0%
Task 1.5 - Project Delivery Methods	\$ 17,448	\$ 17,448	100.0%
Task 1.6 - Master Plan Document	\$ 45,053	\$ 45,053	100.0%
Task 1.7 - Meetings Master Planning Phase	\$ 113,135	\$ 113,123	100.0%
Task 1.8 - Master Plan Second Half	\$ 40,067	\$ 40,067	100.0%
Subtotal Master Planning	\$ 597,895	\$ 597,883	100.0%
Comcast Preplanning - Master Plan		\$ 12,015	
Community Outreach	\$ 282,519	\$ 197,915	70.1%
Peer Review Study - Patterson & Dewar (\$50,000 Offsetting Revenue)	\$ 100,000	\$ 100,000	100.0%
Commercial Paper Issuance Cost		\$ 200,675	
Commercial Paper Fees		\$ 52,252	
Commercial Paper Interest		\$ 243,096	
GO Bond Closing Costs		\$ 207,334	
Total Other Project Costs	\$ 980,414	\$ 1,611,169	164.3%

Related Costs Outside of the Underground Project Budget

	Budget	Actual	% Expended
Costs paid from (307) Fund CIP			
Underground City of Lake Worth Section			
Project Design	\$ 25,231	\$ 24,430	96.8%
Project Construction	\$ 351,081	\$ 234,725	66.9%
Project Construction Engineering	\$ 11,607	\$ 10,156	87.5%
Utility Cost (FPL, Comcast, AT&T)	\$ 134,333	\$ 127,531	94.9%
Project Meeting Attendance	\$ 3,334	\$ 2,914	87.4%
Total Lake Worth Section	\$ 525,586	\$ 399,756	76.1%
Ibis Way PGD Improvements	\$ 14,583	\$ 14,583	100.0%
General Fund Costs			
Goldmacher v TPB Legal and Other Costs		\$ 183,701	
Kosberg v TPB Legal and Other Costs		\$ 295,265	
PBT Real Estate v TPB		\$ 119,652	
Gardner, Bist Bowden, Bush (Shel Wright)		\$ 22,189	
Project Manager -Pay and benefits	\$ 130,000	\$ 177,000	136.2%
Telecommunications Consultant	\$ 89,000	\$ 83,210	93.5%
Peter Brandt (Contract Negotiations)	\$ 35,000	\$ 23,735	67.8%
Total Related Costs Outside of the Budget	\$ 794,169	\$ 1,319,091	166.1%

U.S. Rate Forecasts

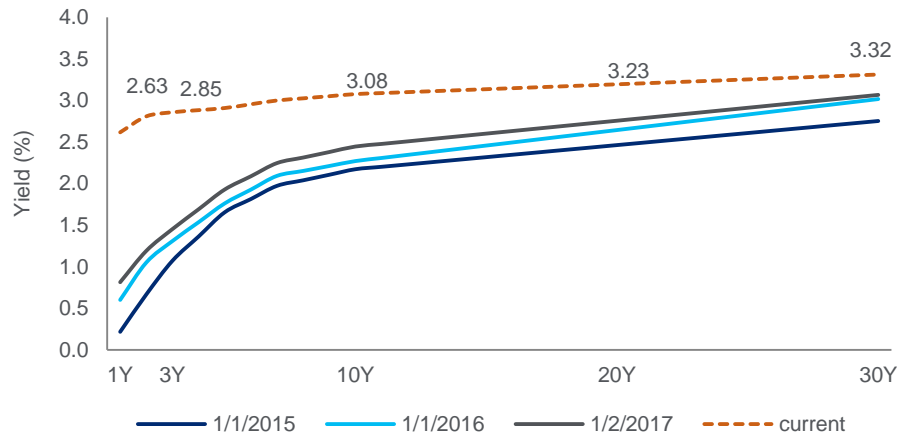
10-Year Treasury Yield Forecast

Citi forecasts a muted interest rate environment through the second half of 2018, while the street's is elevated



US Treasury Yield Curve

The US Treasury curve bull steepened over the past week



Rate Forecasts

5-Year Treasury	Current	4Q18	1Q19	2Q19	3Q19	4Q19	1Q20
Citi's Forecast	2.91%	2.75%	2.90%	2.90%	2.90%	2.90%	2.90%

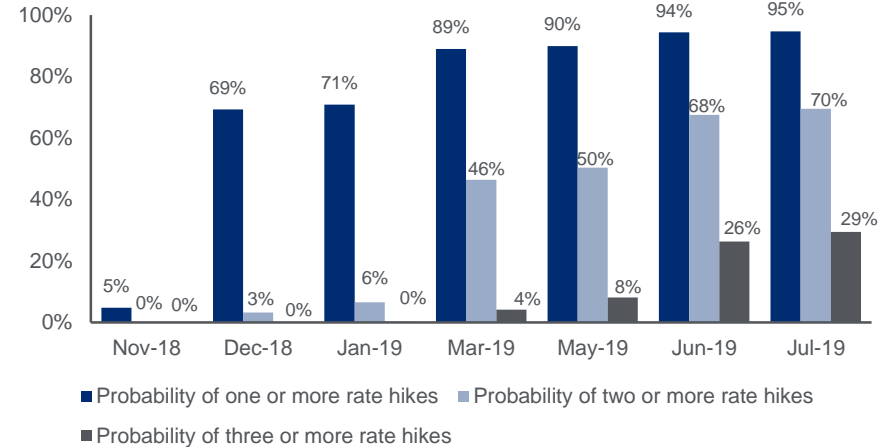
10-Year Treasury	Current	4Q18	1Q19	2Q19	3Q19	4Q19	1Q20
Citi's Forecast	3.08%	2.80%	2.85%	2.85%	2.85%	2.85%	2.85%
Economists' Consensus		3.17%	3.30%	3.33%	3.42%	3.49%	3.52%

30-Year Treasury	Current	4Q18	1Q19	2Q19	3Q19	4Q19	1Q20
Citi's Forecast		2.90%	2.85%	2.85%	2.85%	2.85%	2.85%
Economists' Consensus	3.32%	3.35%	3.42%	3.50%	3.54%	3.60%	3.66%

Fed Funds	Current	4Q18	1Q19	2Q19	3Q19	4Q19	1Q20
Citi's Forecast	2.25%	2.50%	2.75%	3.00%	3.00%	3.00%	3.00%
Economists' Consensus		2.50%	2.75%	3.00%	3.00%	3.00%	3.13%

Expectations of Next Fed Increase in Rates

After hiking rates in the September FOMC meeting, the next time the Fed is likely to hike rates is in December



Source: Current rates and expectation of Fed hike as of October 26, 2018; Citi forecasts as of October 24, 2018; Bloomberg forecasts as of October 26, 2018.