

TOWN OF PALM BEACH

Information for Town Council Meeting on: Aug 15, 2018

TO: Mayor & Town Council

VIA: Kirk Blouin, Town Manager

FROM: Steven Stern, Project Manager

CC: H. Paul Brazil, P.E., Director of Public Works; Jane LeClainche, Director of Finance; Patricia Strayer, P.E., Town Engineer; Kevin Schanen, P.E., Kimley-Horn;

RE: **Key Project Updates**

DATE: August 6, 2018

1. Communications

Outreach:

- Phase 1 & 2 South, Cup of Joe with Bo, held on Aug 3, 2018.
- Phase 1 & 2 North, Coffee with the Crew, held on Aug 6, 2018.

2. Progress Report:

Construction progress:

Phase 1 North Construction:

- Remaining Transformer placements and cable pulls in progress with expected completion mid-August.
- Energizing system expected to begin end of August.
- Subscriber cutovers expected to begin in October.
- Comcast to begin wire pull installation activities.

Phase 1 South Construction:

- Remaining Switch Cabinets and cable pulls North of Lake Worth are in progress with expected completion mid-August.
- Energizing system south of Lake Worth expected to begin end of Aug.
- Subscriber cutovers expected to begin in October.
- Comcast to begin wire pull installation activities, Ibis Isle.

Phase 2 North Construction:

- Awards to Burkhardt for a Phase 2 North CMAR contract and Kimley Horn Engineering Services are submitted for Town Council review and approval. Scheduled start of construction for Phase 2 North is September 2018.

Phase 2 South Construction:

- CMAR and Engineering Services award recommendations delayed one (1) month and remain planned for presentation during September's Town Council meeting. Scheduled start of construction for the Phase 2 South area is October 2018.

Design & Easement Progress:**Phase 2:**

- Phase 2 North Design is 92% complete
- Phase 2 South Design is 82% complete

Easement Status:

- Phase 2 North: 55% of easements approved
- Phase 2 South: 56% of easements approved

Phase 3:

- Phase 3 North Design is 29% complete
- Phase 3 South Design is 27% complete

Easement Status: Not Started**Phase 4:**

- Phase 2 North Design is 19% complete
- Phase 2 South Design is 15% complete

Easement Status: Not Started**3. Project Financing**

- A resolution to finance the Utility Undergrounding Program through the Town's issuance of General Obligation Bonds submitted for Town Council review.
- The Town submitted its Hazard Mitigation Grant Program (HMGP) application to the Florida Department of Emergency Management for Hurricane IRMA, (FEMA 4337-DR-FL). Our request is for funding of Phase 5 in the amount of \$11,137,500 or 75% of the total engineer's opinion of cost.

4. Communications Service Provider Status Update

The Town Manager and Staff will discuss progress to negotiate an improved Special Construction Agreement with the communication service providers.



Undergrounding of Utilities Project Monthly Progress Report August 2018

Table of Contents

Dashboard – Phase 1 Construction and Phase 2, 3, 4 Design

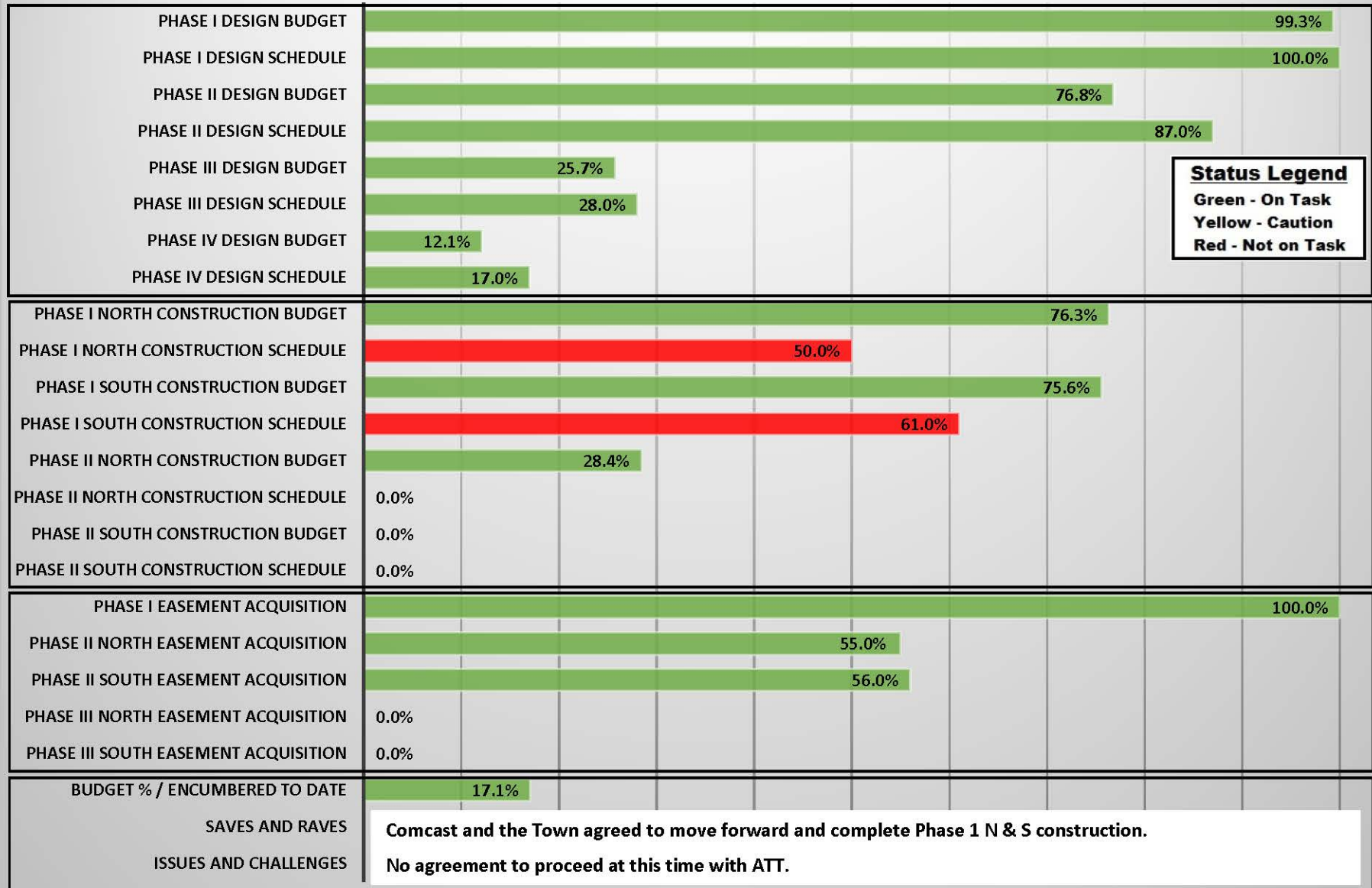
1. Project Dashboard
2. Kimley-Horn Progress Report Phase 2
3. Kimley Horn Progress Report Phase 3
4. Kimley Horn Progress Report Phase 4
5. Master Plan Gantt Chart
6. Phase 2 Design Gantt Chart
7. Phase 3 Design Gantt Chart
8. Phase 4 Design Gantt Chart
9. Burkhardt Executive Summary
10. Burkhardt Phase 1 North Gantt Chart
11. Whiting Turner Executive Summary
12. Project Financial Report
13. Interest Rate Forecast, July 27, 2018

Dashboard Notes:

- Overall Budget represents the percentage encumbered to date versus the total project budget of \$102 million.

Town of Palm Beach - Underground Utility Project Dashboard - Aug '18

0.0% 10.0% 20.0% 30.0% 40.0% 50.0% 60.0% 70.0% 80.0% 90.0% 100.0%



Status Legend
 Green - On Task
 Yellow - Caution
 Red - Not on Task



Town-Wide Undergrounding - Phase 2 Design

KHA Project #044063202

July 2018 Progress Report

Period: June 26, 2018 to July 25, 2018

I. Scope Update

A. General

- Schedule: Project schedule progress is shown below.
 - Phase 2 North Design is 92% complete
 - Phase 2 South Design is 82% complete
- Budget: Project is on budget as of July 15, 2018
 - Phase 2 North Design is at 73% of total task budget
 - Phase 2 South Design at 73% of total task budget
- Easement Status
 - Phase 2 North: 55% of easements approved
 - Phase 2 South: 56% of easements approved

B. Detailed Design Phase

- Subconsultant/utility owner coordination related to Phase 2 Design.
- Continued modification of construction plans based on easement acquisition process.
- Continued coordination with Comcast, AT&T and FPL to finalize Conduit Plans for Phase 2 North and South.
- Continued Development of Landscape Plans for Phase 2 South.
- Submittal of Revised Phase 2 South Bid Plans and Technical Specifications.
- Development of OPC for Phase 2 North.
- Attendance at Phase 2 North and South Pre-Bid meeting, development of notes and answers to prospective bidder questions.
- Attendance at the Phase 2 North GMP Negotiation Meeting with Town Staff and BCI.
- Coordination with the FDOT regarding the Phase 2 South Utility Permit application.
- Continued resident meetings for easement acquisition in Phase 2 North and Phase 2 South.
- Attendance at Progress Meeting with Town and Utilities to coordinate the design process.
- Attendance at Meeting with AT&T to coordinate/confirm design.
- Prepare and submit legal sketches and descriptions for approved easements.

II. Upcoming Activities (July 26, 2018 – August 25, 2018)

A. Detailed Design Phase

- Continue resident meetings to discuss easements in Phase 2 North and Phase 2 South.

- Continued coordination of the FDOT utility permit application for Phase 2 South.
- Progress Meeting Attendance
- Complete Phase 2 South OPC
- Town Council Bid Award – Phase 2 North
- GMP review/negotiation for Phase 2 South
- Continued procurement of Phase 2 North and South Easements
- Commencement of Construction Phase 2 North August 14, 2018 pending Town Council approval



Town-Wide Undergrounding - Phase 3 Undergrounding

KHA Project #044063215

July 2018 Progress Report

Period: June 26, 2018 to July 25, 2018

I. Scope Update

A. General

- Schedule: Project schedule progress is shown below.
 - Phase 3 North Design is 29% complete
 - Phase 3 South Design is 27% complete
- Budget: Project is on budget as of July 15, 2018
 - Phase 3 North Design is at 18% of total task budget
 - Phase 3 South Design at 21% of total task budget
- Easement Status
 - Phase 3: N/A, will provide status when this work begins

B. Detailed Design Phase

- Subconsultant/utility owner coordination related to Phase 3 Undergrounding.
- Performed follow up field reviews to collect missing meter information.
- Review Phase 3 survey files received from the Town, edit base file based on information.
- Coordination with utility owners to receive utility record information.
- Submittal of the Phase 3 North and South Street Light Exhibits for submittal to FPL
- Submittal of the utility base map for the Phase 3 South area to FPL.
- Progress Meeting Attendance

II. Upcoming Activities (July 26, 2018 – August 25, 2018)

A. Detailed Design Phase

- Continued Subconsultant/utility owner coordination.
- Receive preliminary equipment locations for Phase 3 North from FPL.
- Identify soft dig utility investigation locations and coordinate with subconsultant to begin work.
- Progress Meeting Attendance.



Town-Wide Undergrounding - Phase 4 Undergrounding

KHA Project #044063219

July 2018 Progress Report

Period: June 26, 2018 to July 25, 2018

I. Scope Update

A. General

- **Schedule:** Project schedule progress is shown below.
 - Phase 4 North Design is 19% complete
 - Phase 4 South Design is 15% complete
- **Budget:** Project is on budget as of July 15, 2018
 - Phase 4 North Design is at 12% of total task budget
 - Phase 4 South Design at 7% of total task budget
- **Easement Status**
 - Phase 4: N/A, will provide status when this work begins

B. Detailed Design Phase

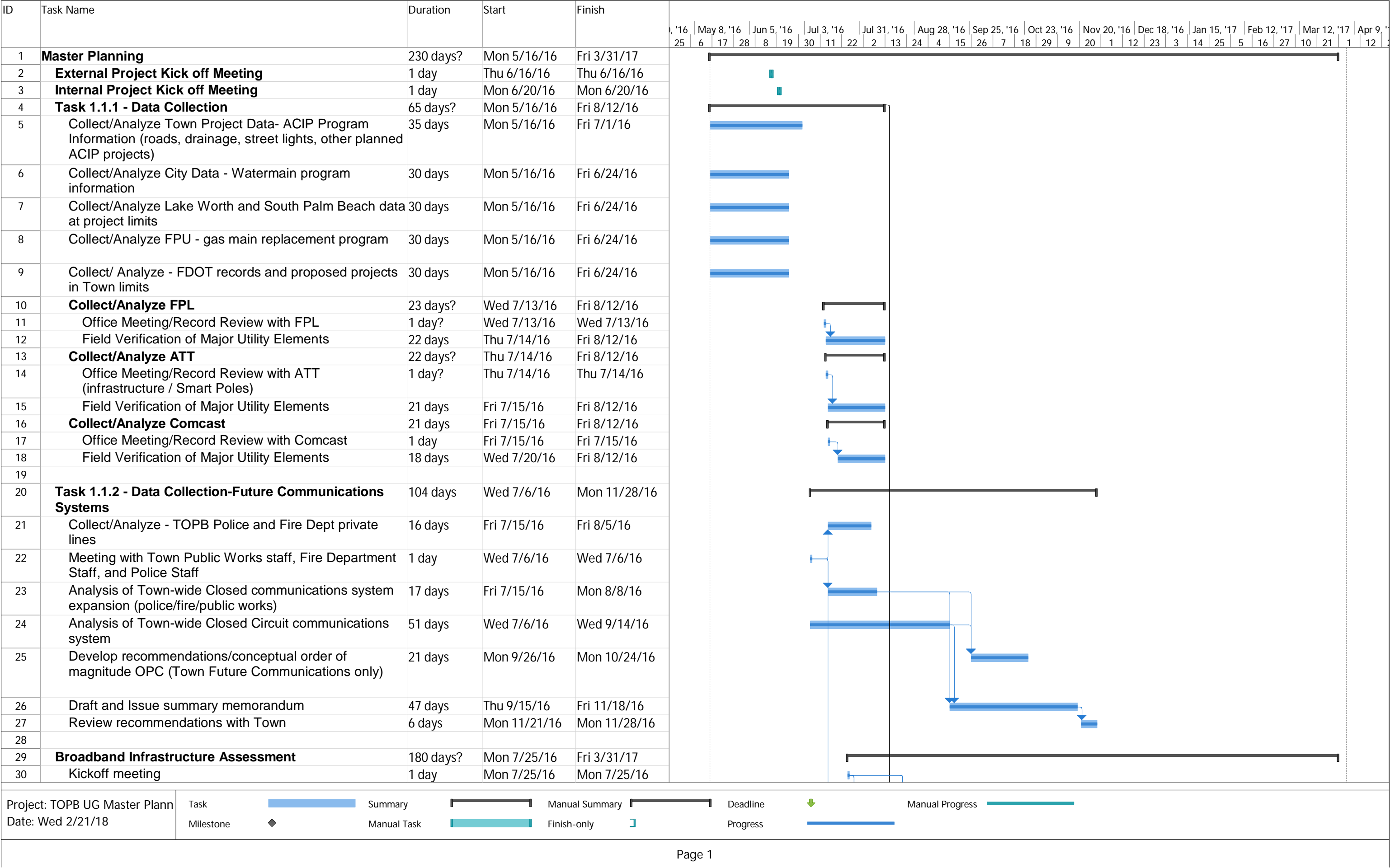
- Subconsultant coordination related to Phase 4 Undergrounding
- Data Collection of existing utilities in project area and coordination with utility owners to receive record information.
- Coordination with Town staff related to meter review notifications.
- Received final geotechnical report for Phase 4 North and South.
- Received field survey for Phase 4 North area.
- Progress towards completion of field surveying of the south area.
- Existing Utility Easement Research in both the north and south areas.
- Preparation of meter location documents for the Phase 4 field meter reviews.
- Progress towards development of the Phase 4 North utility base file.
- Coordination with Comcast regarding the WiFi pedestal enclosure options.
- Attendance at Meeting with Brannon and Gillespie to discuss concept design in Midtown area.
- Progress Meetings

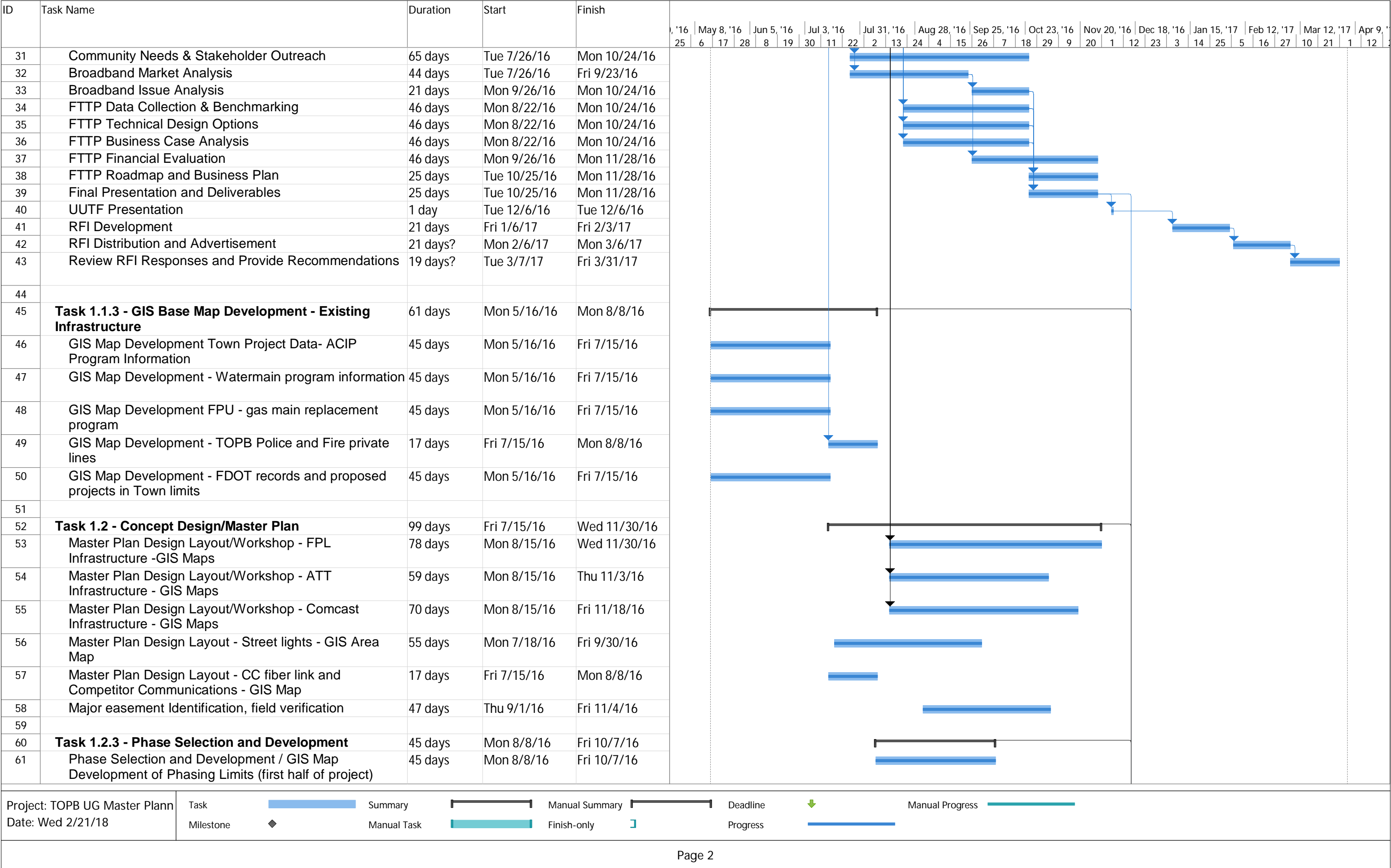
II. Upcoming Activities (July 26, 2018 – August 25, 2018)

A. Detailed Design Phase

- Continued Subconsultant/utility owner coordination related to Phase 4 Undergrounding
- Complete meter location field reviews for both north and south areas.
- Continued coordination with utility owners to receive utility record information.

- Progress towards development of the Phase 4 North utility base file and submittal to FPL.
- Completion of field surveying in the south area.
- Progress towards development of the Phase 4 South utility base file.
- Progress Meetings.





ID	Task Name	Duration	Start	Finish																																			
62					Apr 25, '16	May 6, '16	May 17, '16	May 28, '16	Jun 8, '16	Jun 19, '16	Jul 3, '16	Jul 11, '16	Jul 22, '16	Jul 31, '16	Aug 13, '16	Aug 24, '16	Aug 31, '16	Sep 7, '16	Sep 18, '16	Sep 29, '16	Oct 9, '16	Oct 20, '16	Oct 31, '16	Nov 11, '16	Nov 22, '16	Dec 3, '16	Dec 14, '16	Dec 25, '16	Jan 5, '17	Jan 16, '17	Jan 27, '17	Feb 7, '17	Feb 18, '17	Feb 28, '17	Mar 11, '17	Mar 22, '17	Apr 2, '17		
63	Task 1.2.4 - Engineers Opinion of Probable Construction Cost	63 days	Mon 9/5/16	Wed 11/30/16																																			
64	Development of Overall OPC and year-by-year cost projection	63 days	Mon 9/5/16	Wed 11/30/16																																			
65																																							
66	Task 1.3 - Project Sequencing and Phasing	125 days	Mon 5/16/16	Fri 11/4/16																																			
67	Task 1.3.1 - Schedule Collection - Outside Projects (ACIP, City, Town, FPU, FDOT, etc.)	35 days	Mon 5/16/16	Fri 7/1/16																																			
68	Task 1.3.2 - Master Schedule Development	60 days	Mon 8/15/16	Fri 11/4/16																																			
69																																							
70	Task 1.4 - Assessment of Traffic Impacts	78 days	Mon 8/15/16	Wed 11/30/16																																			
71	Develop Traffic Control Notes/Overall Plan	35 days	Mon 8/15/16	Fri 9/30/16																																			
72	Develop General Project Zones	32 days	Thu 9/1/16	Fri 10/14/16																																			
73	Develop GIS Map for MOT Plan	43 days	Mon 10/3/16	Wed 11/30/16																																			
74																																							
75	Task 1.5 - Project Delivery Methods	45 days?	Wed 8/17/16	Tue 10/18/16																																			
76	Meeting with Town to review delivery method criteria	1 day	Wed 8/17/16	Wed 8/17/16																																			
77	Develop general selection criteria based on project phase complexity, phasing, etc.	26 days	Fri 8/19/16	Fri 9/23/16																																			
78	Develop delivery method recommendations for each Phase of Project	15 days?	Mon 9/26/16	Fri 10/14/16																																			
79	Review recommendations with Town	1 day	Tue 10/18/16	Tue 10/18/16																																			
80																																							
81	Task 1.6 - Master Plan Document	90 days	Mon 9/5/16	Fri 1/6/17																																			
82	Develop master plan document to describe process undertaken, present design criteria, public vetting process and recommendations	74 days	Mon 9/5/16	Thu 12/15/16																																			
83	Submit to Town Staff	1 day	Fri 12/16/16	Fri 12/16/16																																			
84	Town Staff Review	15 days	Mon 12/19/16	Fri 1/6/17																																			
85																																							
86	Refine Master Plan based on Town Comments	60 days	Mon 1/9/17	Fri 3/31/17																																			
87	UUTF Meeting to Present MP	1 day?	Tue 4/4/17	Tue 4/4/17																																			

Project: TOPB UG Master Plann
Date: Wed 2/21/18

Task

Milestone

Summary

Manual Task

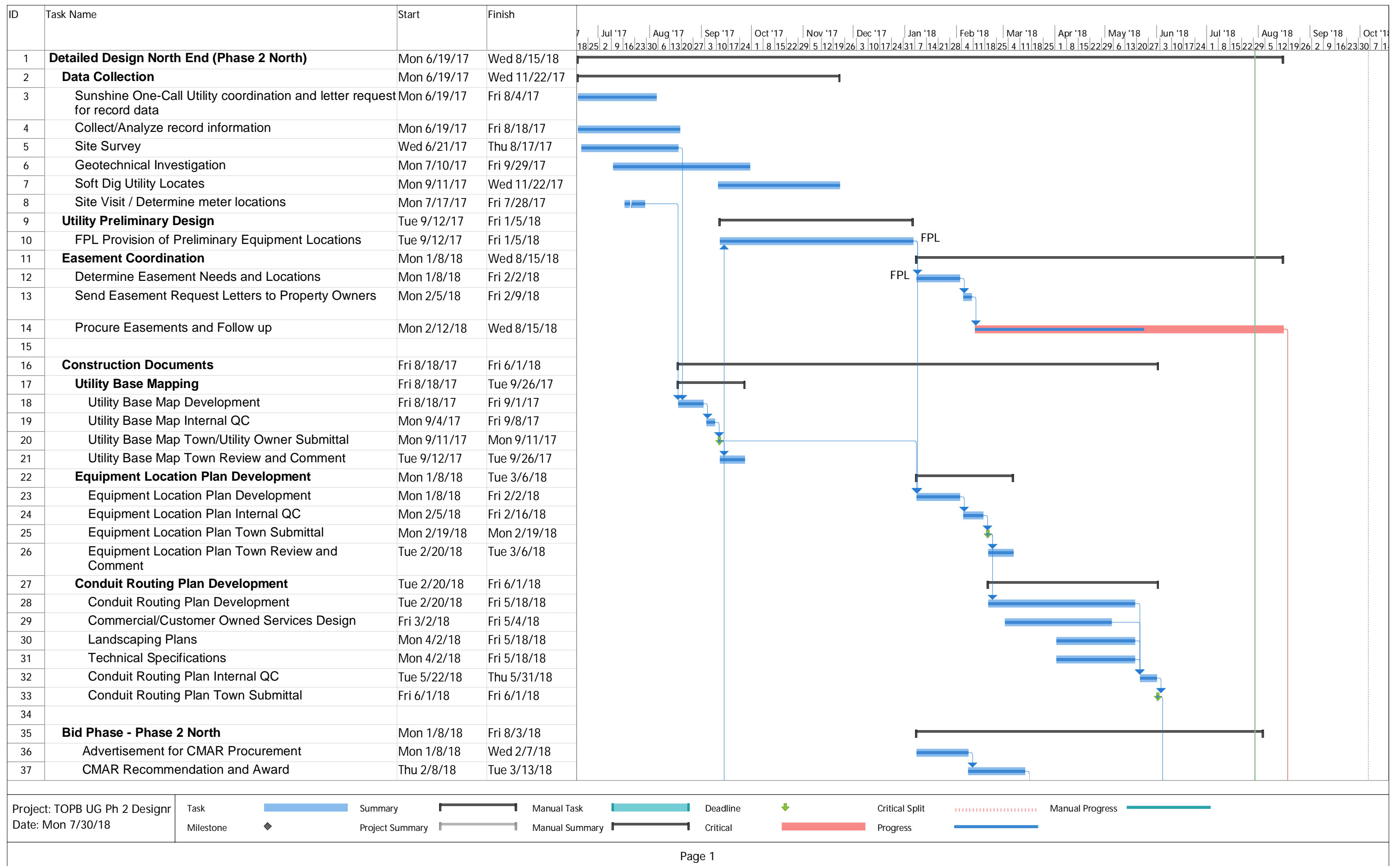
Manual Summary

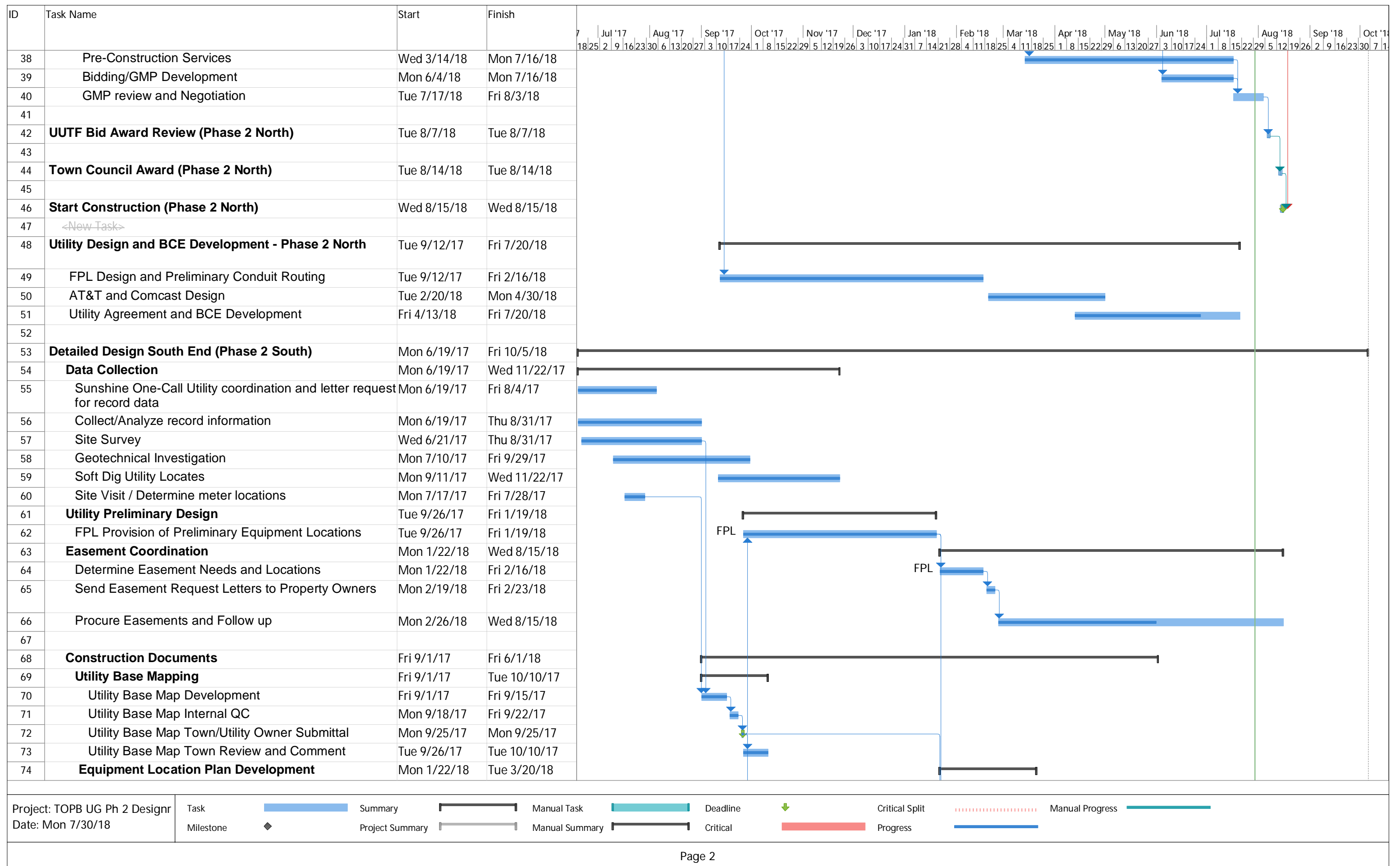
Finish-only

Deadline

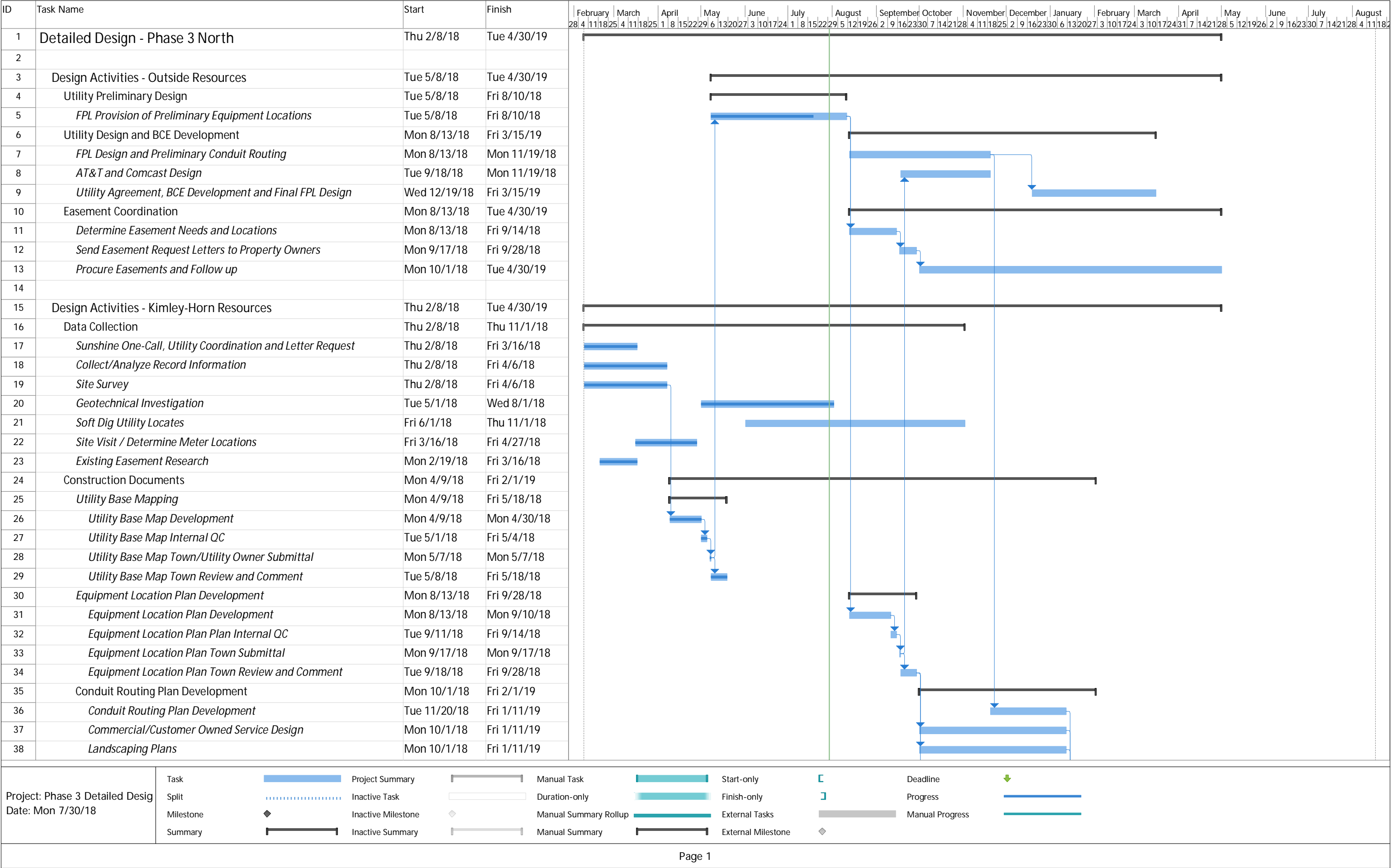
Progress

Manual Progress

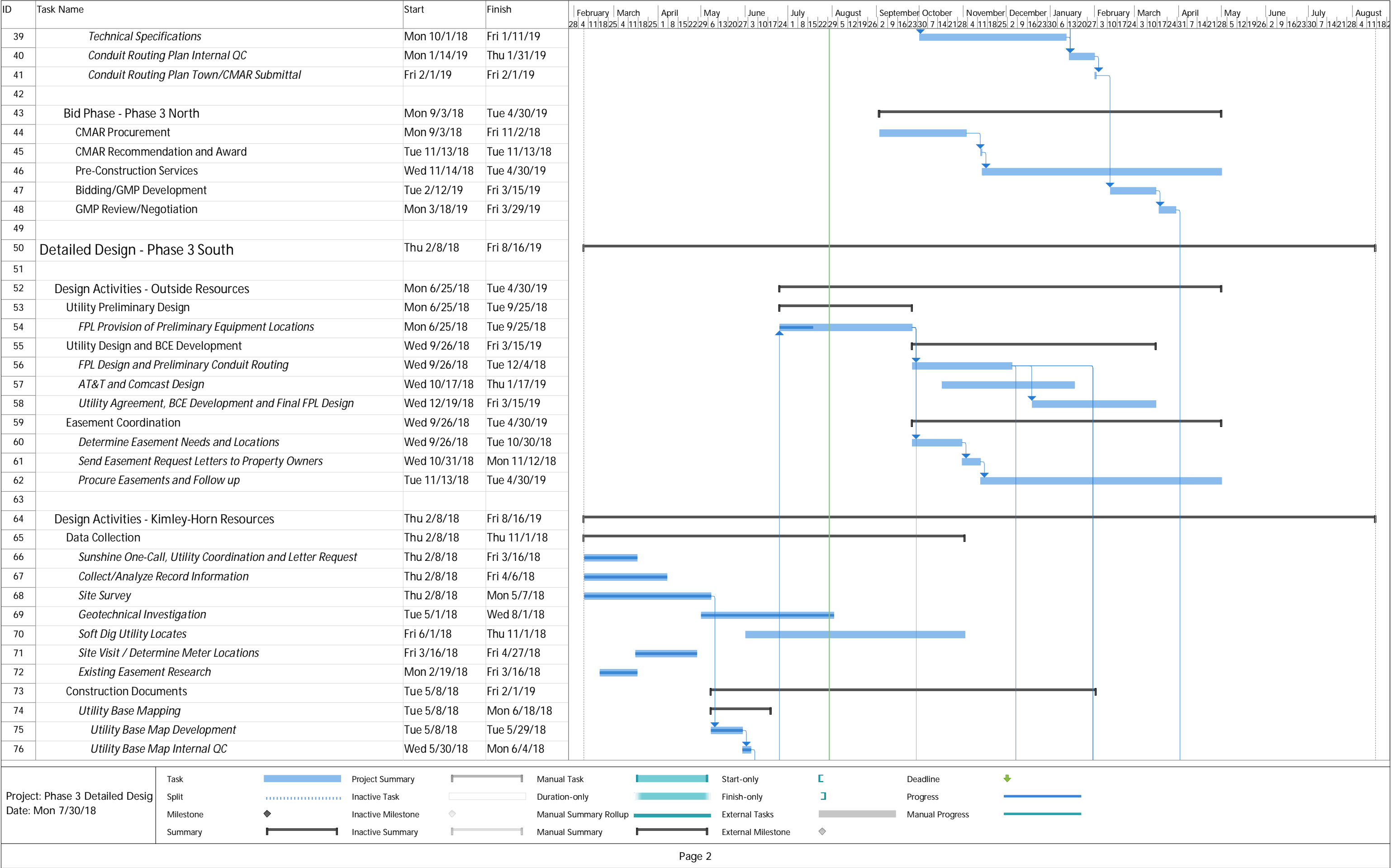





ID	Task Name	Start	Finish																																																
75	Equipment Location Plan Development	Mon 1/22/18	Fri 2/16/18																																																
76	Equipment Location Plan Internal QC	Mon 2/19/18	Fri 3/2/18																																																
77	Equipment Location Plan Town Submittal	Mon 3/5/18	Mon 3/5/18																																																
78	Equipment Location Plan Town Review and Comment	Tue 3/6/18	Tue 3/20/18																																																
79	Conduit Routing Plan Development	Tue 3/6/18	Fri 6/1/18																																																
80	Conduit Routing Plan Development	Tue 3/6/18	Fri 5/18/18																																																
81	Commercial/Customer Owned Services Design	Tue 3/6/18	Fri 5/4/18																																																
82	Landscaping Plans	Mon 4/2/18	Fri 5/18/18																																																
83	Technical Specifications	Mon 4/2/18	Fri 5/18/18																																																
84	Conduit Routing Plan Internal QC	Tue 5/22/18	Thu 5/31/18																																																
85	Conduit Routing Plan Town Submittal	Fri 6/1/18	Fri 6/1/18																																																
86																																																			
87	Permitting Assistance - Phase 2 South	Tue 5/1/18	Fri 10/5/18																																																
88	FDOT Utility Permit application	Tue 5/1/18	Tue 5/15/18																																																
89	FDOT Permit Application Review Process	Wed 5/16/18	Tue 7/17/18																																																
90	FDOT Landscape Permit and Construction Agreement/MMOA	Fri 5/11/18	Fri 6/1/18																																																
91	FDOT Landscape Permit and Construction Agreement/MMOA Review Process	Mon 6/4/18	Fri 10/5/18																																																
92																																																			
93	Bid Phase - Phase 2 South	Mon 1/8/18	Fri 8/3/18																																																
94	Advertisement for CMAR Procurement	Mon 1/8/18	Wed 2/7/18																																																
95	CMAR Recommendation and Award	Thu 2/8/18	Tue 3/13/18																																																
96	Pre-Construction Services	Wed 3/14/18	Mon 7/16/18																																																
97	Bidding/GMP Development	Mon 6/4/18	Mon 7/16/18																																																
98	GMP review and Negotiation	Tue 7/17/18	Fri 8/3/18																																																
99	<New Task>																																																		
100	Utility Design and BCE Development - Phase 2 South	Tue 9/26/17	Fri 7/20/18																																																
101	FPL Design and Preliminary Conduit Routing	Tue 9/26/17	Fri 2/16/18																																																
102	AT&T and Comcast Design	Tue 3/6/18	Mon 5/7/18																																																
103	Utility Agreement and BCE Development	Fri 4/13/18	Fri 7/20/18																																																
104																																																			
105	UUTF Bid Award Review (Phase 2 South)	Tue 8/7/18	Tue 8/7/18																																																
106																																																			
107	Town Council Award (Phase 2 South)	Tue 8/14/18	Tue 8/14/18																																																
108																																																			
109	Start Construction (Phase 2 South)	Wed 8/15/18	Wed 8/15/18																																																
Project: TOPB UG Ph 2 Design																																																			
Date: Mon 7/30/18																																																			
Task																																																			
Milestone																																																			
Summary																																																			
Project Summary																																																			
Manual Task																																																			
Manual Summary																																																			
Deadline																																																			
Critical																																																			
Critical Split																																																			
Progress																																																			
Manual Progress																																																			
Page 3																																																			



Page 1





Project: Phase 3 Detailed Desig
Date: Mon 7/30/18

Task

Split

Milestone

Summary

Project Summary

Inactive Task

Inactive Milestone

Inactive Summary

Manual Task

Duration-only

Manual Summary Rollup

Manual Summary

Start-only

Finish-only

External Tasks

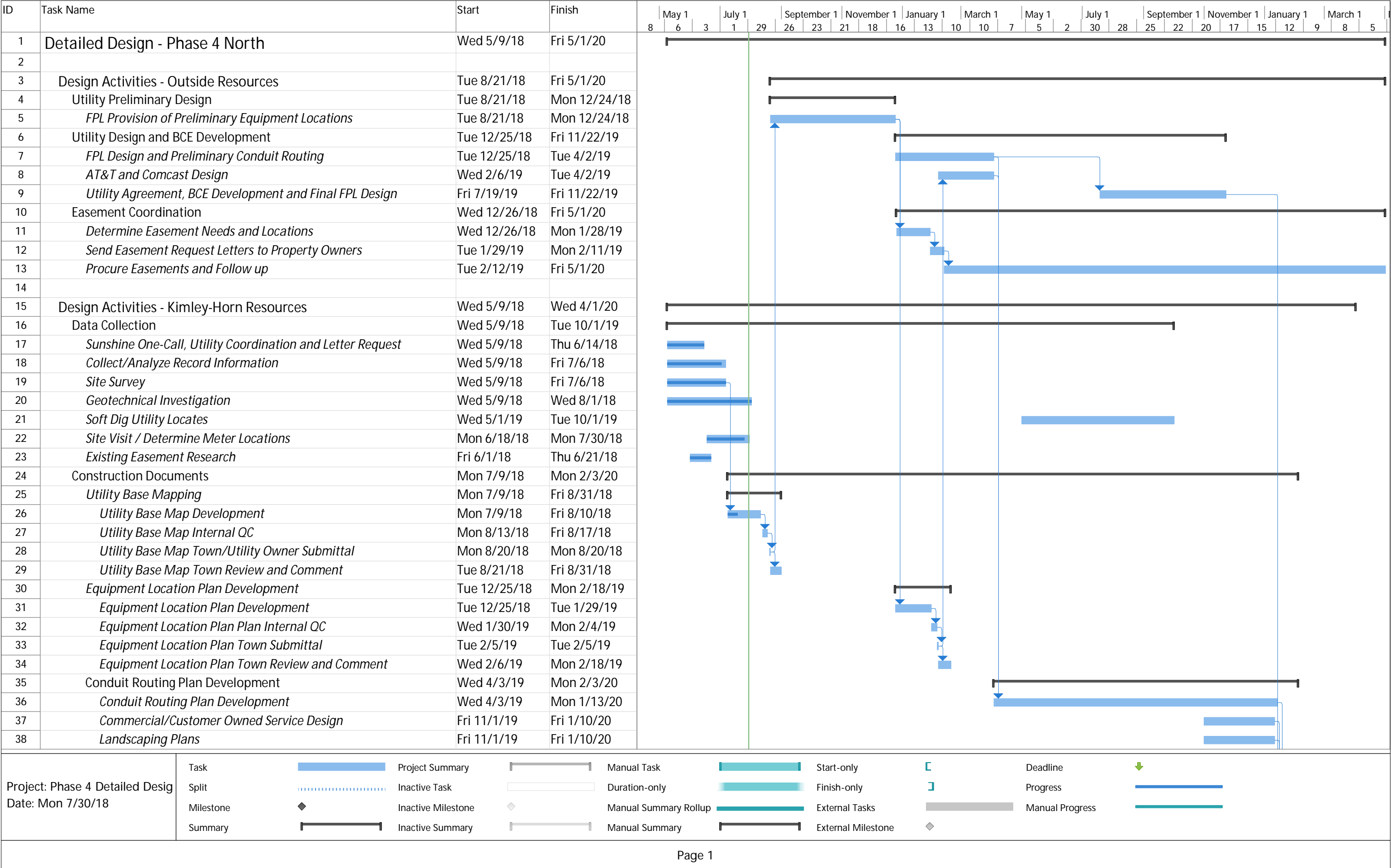
External Milestone

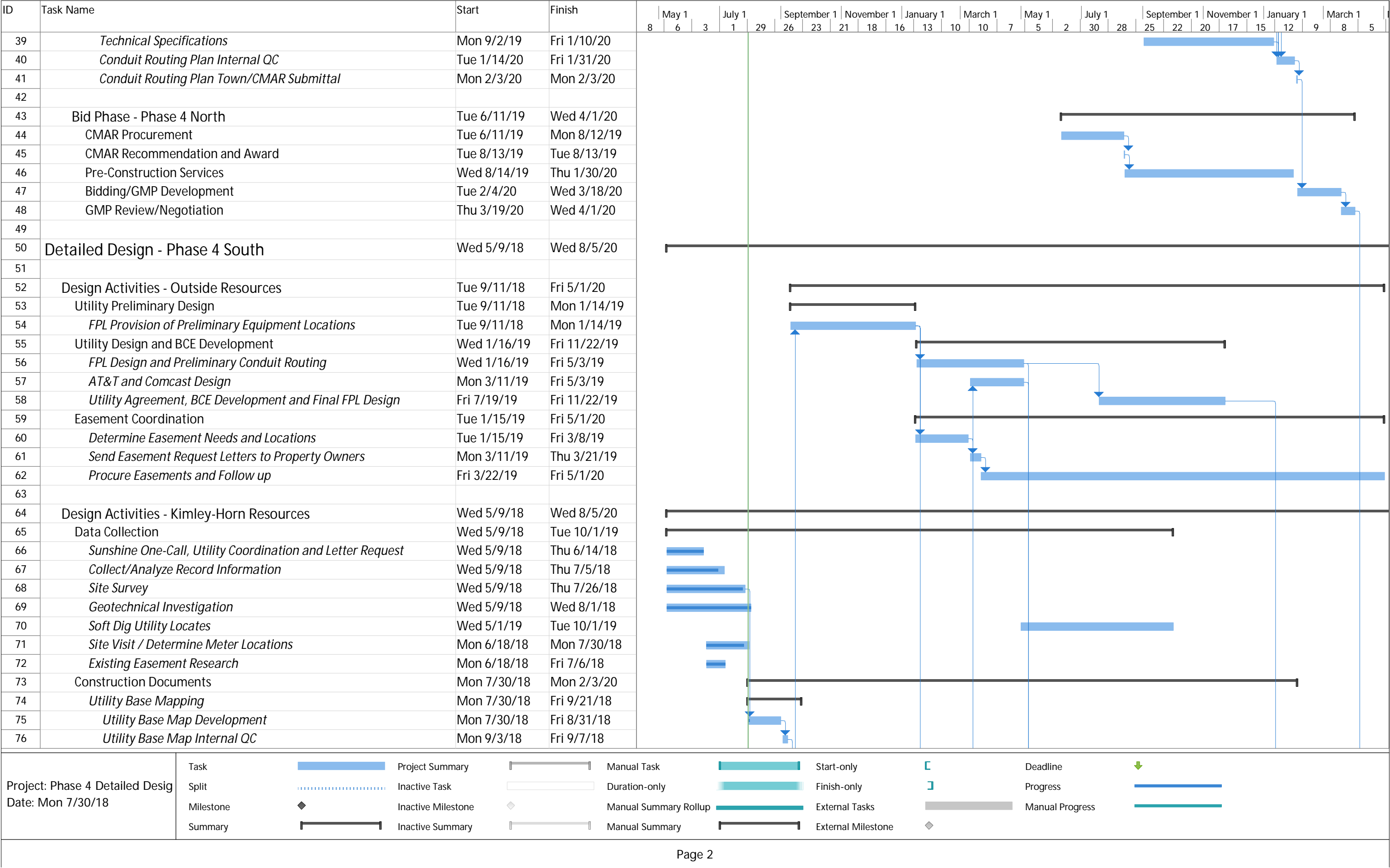
Deadline

Progress

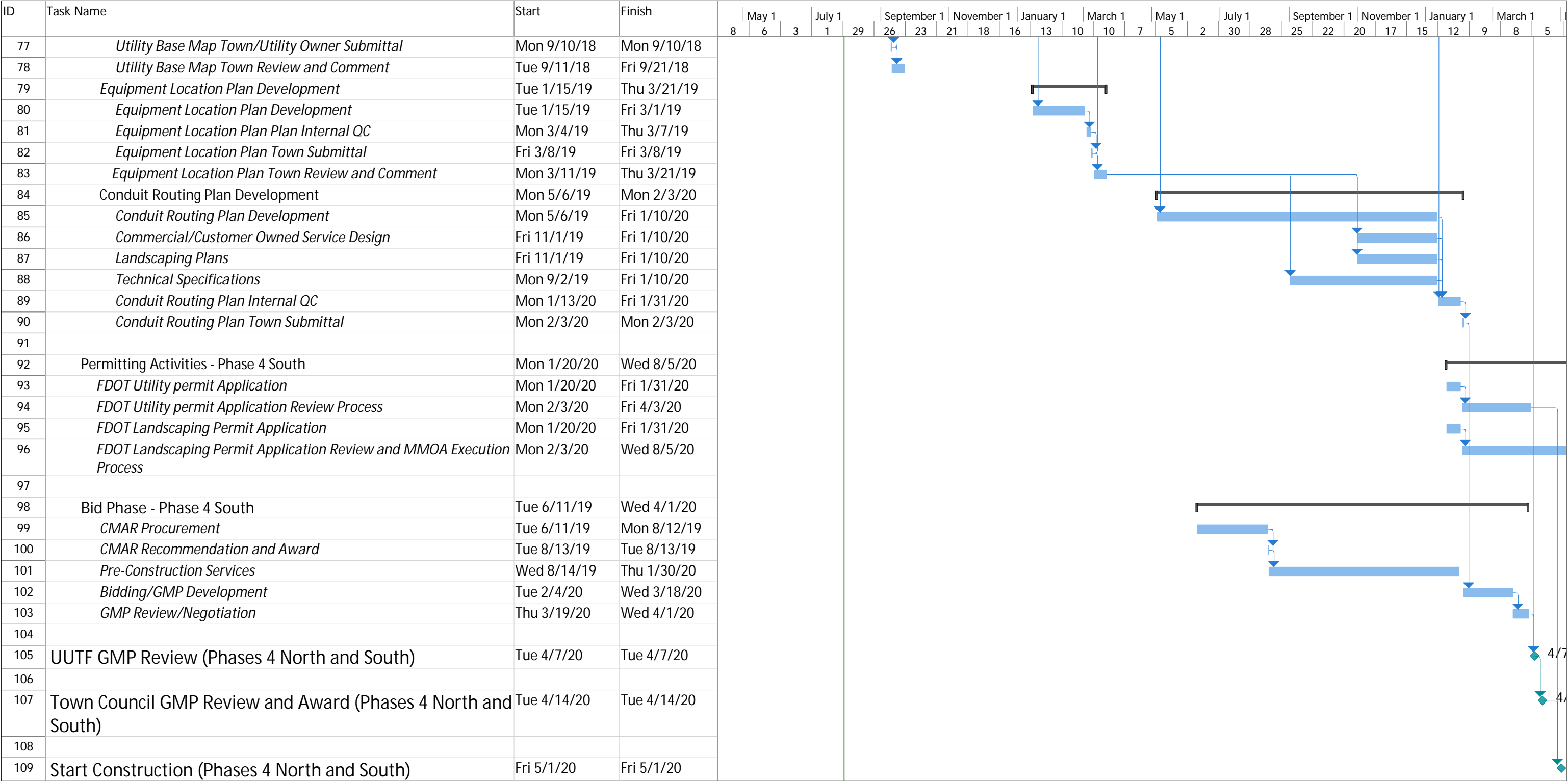
Manual Progress

Page 3





Page 2



Project: Phase 4 Detailed Design
Date: Mon 7/30/18

Task

Split

Milestone

Summary

Project Summary

Inactive Task

Inactive Milestone

Inactive Summary

Manual Task

Duration-only

Manual Summary Rollup

Manual Summary

Start-only

Finish-only

External Tasks

External Milestone

Deadline

Progress

Manual Progress

Vincent G. Burkhardt
President



Executive Summary

Vincent G. Burkhardt
President



Executive Summary
For
June 2018

Project Description

Townwide Overhead Utility Undergrounding
Phase 1 North
P.O. # 171308

Project Status:

In June the rains hampered production at the site. Crew #1 continued with permanent pavement restoration throughout the entire project. Crew #2 continued with tie ins to transformers, COMCAST boxes, and AT&T boxes. Crew #3 installed one of the main FPL feeder splice boxes and also continued with tie ins.

As the process of making the tie ins to the main conduit runs may seem and is tedious work, it is just one of the steps in the process that must be completed before proofing of the lines, installing pull strings, and installation of wire can take place.

The project continues to remain within budget and is on schedule.

Vincent G. Burkhardt
President



Executive Summary
For
June 2018

Project Description

Townwide Utility Undergrounding
Onondaga Avenue & Laurie Lane Improvements
Phase 1 North
P.O. # 171308

Project Status:

As the rains continued to fall on a daily basis that hampered the production of the project we continued to pour the valley gutter curb along the north side of the roadway. Once the curbs were installed flowable fill was placed in the area between the face of the new curbs and the existing roadway. Once the curbs were finished the existing sanitary sewer main was cleaned and lined.

Once the lining operation was completed the milling and paving operation began. The roadway was milled, profiled, manholes and valve boxes were adjusted to grade, and the road was paved. Private property restoration along with clean-up was completed by the end of the month. A punch list is being generated and will be completed during the beginning of July.

The project is complete and stayed within budget.

TOWN-WIDE OVERHEAD UTILITY UNDERGROUNDING
PHASE 1 NORTH
SCHEDULE
RFQ No. 2017-14

ID	Task Name	% Complete	Duration	Start	Finish													2018												2019	
						May	Jun	Jul	Aug	Sep	Oct	Nov	Dec	Jan	Feb	Mar	Apr	May	Jun	Jul	Aug	Sep	Oct	Nov	Dec	Jan	Feb				
1	Phase I - NORTH	50%	420 days?	Mon 6/12/17	Fri 1/18/19																										
2	Fully Executed Non-GAF Agreement	100%	23 days	Mon 6/12/17	Wed 7/12/17																										
3	Copy Of Executed Easements	100%	23 days	Mon 6/12/17	Wed 7/12/17																										
4	Fully Executed Applicant Installed Agreement With FPL	100%	23 days	Mon 6/12/17	Wed 7/12/17																										
5	Fully Executed R/O/W Agreement With FPL	100%	23 days	Mon 6/12/17	Wed 7/12/17																										
6	Fully Executed Agreement With COMCAST / AT & T	50%	23 days	Mon 6/12/17	Wed 7/12/17																										
7	Town Council Approval	100%	1 day	Tue 6/13/17	Tue 6/13/17																										
8	Award Prime Contract	100%	13 days	Wed 6/14/17	Fri 6/30/17																										
9	Permitting	100%	15 days	Mon 6/26/17	Fri 7/14/17																										
10	Customer Owned Service Connection Permitting	0%	15 days	Mon 6/26/17	Fri 7/14/17																										
11	Sub Contract Agreements	100%	23 days	Wed 6/14/17	Fri 7/14/17																										
12	Material Procurement	100%	11 days	Fri 6/30/17	Fri 7/14/17																										
13	Underground Conduit Installation, Primary/Secondary (FPL, ATT, Comcast)	100%	225 days	Mon 7/17/17	Fri 5/25/18																										
14	Feeder Splice Box Installation	90%	15 days	Thu 10/12/17	Wed 11/1/17																										
15	Set Transformers / Switch Cabinets (FPL)	70%	75 days	Sun 2/4/18	Thu 5/17/18																										
16	Secondary Services / Wire	65%	138 days	Tue 2/20/18	Thu 8/30/18																										
17	As-Built Submission / Review (FPL)	80%	47 days	Tue 2/20/18	Wed 4/25/18																										
18	Pull Wire / Terminations Primary (FPL)	20%	81 days	Tue 2/20/18	Tue 6/12/18																										
19	*ATT Rod Conduit, Pull Wire, Set Pedestals	0%	133 days	Tue 2/27/18	Thu 8/30/18																										
20	*Comcast Pull Wire, Set Pedestals	0%	133 days	Tue 2/27/18	Thu 8/30/18																										
21	Cut over / Overhead Removal (ATT/Comcast)	0%	45 days	Mon 9/3/18	Fri 11/2/18																										
22	Energize Underground (FPL)	0%	30 days	Sun 6/10/18	Thu 7/19/18																										
23	Secondary Service Switch Over (FPL)	0%	113 days	Mon 6/11/18	Wed 11/14/18																										
24	** Demo Overhead / Remove Poles (FPL) / Final Restoration	0%	90 days	Mon 9/17/18	Fri 1/18/19																										
25	*This Work Will Be Performed By ATT/COMCAST Crews, All Other Work Is Anticipated To Be Performed By A Subcontractor Under The Direction Of Burkhardt Construction, Inc.	0%																													
26	**This Work Must Be Performed By FPL Crews, All Other Work Is Anticipated To Be Performed By A Subcontractor Under The Direction Of Burkhardt Construction, Inc.	0%																													
27	Storm Drainage	100%	45 days	Mon 7/17/17	Fri 9/15/17																										
28	Water Main	100%	79 days	Sun 10/15/17	Wed 1/31/18																										



SAFETY

Monthly safety inspections are conducted by WT Regional Safety Director. Daily safety inspections conducted by onsite staff.

- ♦ 0 lost time incidents to date
- ♦ 1 recordable incident to date

CONSTRUCTION

- ♦ S. Ocean Blvd (Electrical Undergrounding Crew) - Current location just south of Sloan's Curve. Undergrounding Crews are 100% completed with feeder & primary conduit installation on S. Ocean Blvd. Approx. 98% of concrete vaults and pads for transformers and switches have been installed. Pulling of feeder and primary cable started. Approximately 70% of cable pulled to date.
- ♦ Ibis Isle Undergrounding Crew has completed FPL primary, Comcast, and AT&T conduit and cable installation along Ibis Isle Road East and West. Transformer pads and splice boxes along Ibis Isle Road East and West completed. Conduit installation along Ibis Way per the FDEP permit for the subaqueous bridge crossing completed. Installation of AT&T and Comcast service conduit to each home from the ROW on Ibis Isle is complete.
- ♦ Demolition on Phipps Ocean Park North Restroom has begun.

DOCUMENTATION:

RFIs:

- A. 26 RFIs issued to date
- B. 1 Outstanding RFI

SUBMITTALS:

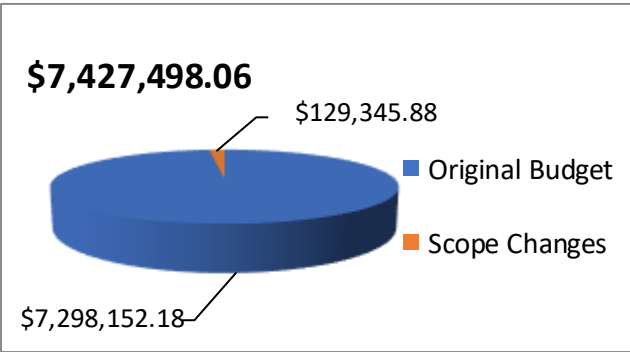
- A. 174+ Individual Submittals Processed
- B. 2 Submittal Package Currently Under Review
- C. 0 Submittal Packages Pending Submission to A/E

DRAWINGS: Added Scopes of Work

- A. Post GMP Phipps Ocean Park Restroom Building received January 18th from TOPB.
- B. Post GMP Phipps Ocean Park (North) Lighting—Undergrounding of electrical.
- C. Post GMP A-41 Wastewater Pump Station received January 12th from TOPB
- D. Post GMP Ibis Bridge Watermain Crossing received December 12, 2017 from KHA.
- E. Phase 2 Undergrounding South received June 8, 2018 from KHA.

RELEVANT POTENTIAL CHANGES:

FINANCIALS—BUDGET VS. COSTS



Current GMP Amount	—	\$7,427,498.06
Approved Owner Initiated Scope Changes	—	\$129,345.88
Gross Billings to Date (\$)	—	\$4,052,636.08
Gross Billings to Date (%)	—	54%
Schedule % Completed	—	61%



SCHEDULE SUMMARY

S. Ocean Undergrounding -Sta 11+10 to Sta 243+66						
Item	Description	Quantity	Unit	Start Date	End Date	
1505	Comcast Conduit Installation	10	1	29AUG17 A	19JUN18	Comcast Conduit Installation
1521	WM Deflections	60	0	29AUG17 A	29DEC17 A	
1518	Line Stop Installations	50	0	04SEP17 A	29DEC17 A	WM Deflections Line Stop Installations
1543	FPL Feeder & Primary Conduits Installation	75	2	04SEP17 A	20JUN18	
1545	Service Sweep Condu /Set Equip Pads/Splice Boxes	75	2	27SEP17 A	20JUN18	FPL Feeder & Primary Conduits Installation
1512	FPL Feeder Splice Box Installation	20	2	23OCT17 A	20JUN18	Service Sweep Condu /Set Equip Pads/Splice Boxes
1509	WT's Sub provide As-Built for ATT/Comcast	5	3	01NOV17 A	25JUN18	FPL Feeder Splice Box Installation
1550	FPL Transformer Pad Installation	20	2	01NOV17 A	22JUN18	WT's Sub provide As-Built for ATT/Comcast
1547	WT's Sub provides As-Built for FPL/TPB/K-H	5	1	29DEC17 A	21JUN18	FPL Transformer Pad Installation
Ibis Isle						WT's Sub provides As-Built for FPL/TPB/K-H
3035	WT's Sub provides as-builts for FPL/TPB/KH	5	0	03JAN18 A	23MAR18 A	
3035	ATT/Comcast Reviews as-builts/inspect/procure	20	10	02APR18 A	02JUL18	ATT/Comcast Reviews as-builts/inspect/procure
IMP 3013	Hold - No Install by Comcast per TOPB	30	20	25APR18 A	17JUL18	
IMP 3012	Additional ATT & Comcast Conduit Installation	10	3	04JUN18 A	21JUN18	Additional ATT & Comcast Conduit Installation
3100	ATT/Comcast remove overhead facilities	20	20	18JUL18	14AUG18	
3065	Energize Primary	10	10	29AUG18	11SEP18	ATT/Comcast remove overhead facilities
3090	WT's Sub Converts Residential Services (FPL)	45	45	12SEP18	13NOV18	
3110	Bid Unit #3 Substantial Completion	0	0		13NOV18	Energize Primary
3070	FPL Remove Overhead Conductors/Light/Poles	90	90	14NOV18	21MAR19	WT's Sub Converts Residential
3080	Final Landscape & Irrigation Restoration	45	45	08MAR19	09MAY19	Bid Unit #3 Substantial Compl
3074	Curb Removal & Replacement	7	7	22MAR19	01APR19	FPL Remove
3075	As-built for FPL/TPB/KH	5	1	29DEC17 A	21JUN18	Fin
						Curb Ren

SCHEDULE NOTES / IMPACTS:

- Street Lighting scope is 100% complete. Completion pending FPL Street Lighting direct installation.
- Additional AT&T/Comcast Service Conduit at Ibis Isle scope is complete. AT&T and Comcast direct installation currently on hold per the Town.
- Scope of work associated with Ibis Isle Bridge Watermain Crossing to begin tentatively following Preconstruction meeting.

Underground Utility Project Budget
Project Financial Summary
July 31, 2018

Expenditures	Original OPC	Updated OPC	Budget	Actual	% Expended
Phase 1	\$ 12,620,000	\$ 12,900,000	\$ 12,642,040	\$ 9,977,144	78.9%
Phase 2	\$ 9,170,000	\$ 9,710,000	\$ 1,202,278	\$ 731,963	60.9%
Phase 3	\$ 10,910,000	\$ 11,360,000	\$ 1,192,094	\$ 588,889	49.4%
Phase 4	\$ 10,370,000	\$ 10,910,000	\$ 1,306,043	\$ 108,265	8.3%
Phase 5	\$ 14,090,000	\$ 14,850,000	\$ 81,087	\$ -	0.0%
Phase 6	\$ 16,820,000	\$ 17,690,000	\$ -	\$ -	
Phase 7	\$ 11,730,000	\$ 12,220,000	\$ -	\$ -	
Phase 8	\$ 12,300,000	\$ 12,890,000	\$ -	\$ -	
Other	\$ 570,000	\$ 980,414	\$ 980,414	\$ 1,161,100	118.4%
Total Project Costs To Date*	\$ 98,580,000	\$ 103,510,414	\$ 17,403,955	\$ 12,567,362	72.2%
* Updated OPC includes estimated AT&T credit					
Total Other Costs Outside Underground Budget			\$ 794,169	\$ 1,167,528	147.0%
Total Underground Project Costs			\$ 18,198,124	\$ 13,734,890	75.5%
Opinion of Cost - Master Plan			98,600,000		
AT&T and Comcast Additional Project Costs			6,700,000		
AT&T Credit - TBD			?		
FPL Credit			(3,300,000)		
Total Project Budget			\$ 102,000,000		
% Budgeted/Encumbered To Date Project Costs			17.06%		
% Spent to Date - Project Costs			12.32%		

Project Revenues Received

Revenues	Budget	Actual	% of Budget
Revenues			
Prepaid Assessments Reserved		\$ 11,559,490	0.0%
Assessment Revenue Reserved	\$ 5,080,000	\$ 4,250,727	83.7%
Commercial Paper	\$ 22,650,000	\$ 22,650,000	100.0%
Town Owned Property Prepaid Assessments	\$ 2,797,291	\$ 2,797,291	100.0%
Interest on Assessment Escrow	\$ -	\$ 109,759	
Interest	\$ 12,000	\$ 120,897	1007.5%
1 Cent Sales Tax	\$ 2,500,000	\$ 750,000	30.0%
Other			
Donations - Civic Association	\$ 49,250	\$ 49,250	100.0%
Transfer from (307) Fund CIP	\$ 760,200	\$ 760,200	100.0%
Transfer from (001) General Fund - PM Salary	\$ 130,000	\$ 97,500	
Total Project Revenues	\$ 33,978,741	\$ 43,145,114	127.0%

Underground Utility Project Budget
Phase 1 Project Costs
July 31, 2018

	Original OPC	Updated OPC	Budget	Actual	% Expended
Project Engineering					
Task 2.1 - Detailed Design North End	590,000		472,063	472,063	100.0%
Task 2.2 - Detailed Design South End	740,000		619,411	619,411	100.0%
Task 2.3 - Permitting Assistance			17,790	17,790	100.0%
Task 2.4 - Bid Phase Assistance			42,166	42,166	100.0%
Task 2.5 - Meetings - Design Phase			125,399	125,383	100.0%
Legal Sketch and Description - Easements			34,000	25,315	74.5%
Subtotal Design Phase	\$ 1,330,000	\$ 1,400,000	\$ 1,310,829	\$ 1,302,128	99.3%
Construction Costs					
Phase 1 North Construction					
Preconstruction			\$ 19,720	19,720	100.0%
Burkhardt Construction			\$ 3,598,144	2,939,980	81.7%
Street Light Conversion			\$ 26,273	26,273	100.0%
Change Order for AT&T and Comcast Conduit			\$ 371,201	291,884	78.6%
Utility Design Costs			\$ 15,595	15,595	100.0%
Utility Construction Costs (FPL, Comcast, AT&T)			\$ 476,776	187,499	39.3%
Construction Engineering (KH)			\$ 230,532	135,573	58.8%
	\$ 4,210,000	\$ 4,390,000	\$ 4,738,241	\$ 3,616,524	76.3%
Phase 1 South Construction					
Preconstruction			\$ 22,200	22,200	100.0%
Whiting Turner Construction			\$ 4,450,977	3,275,075	73.6%
Change Order for AT&T and Comcast Conduit			\$ 125,147	38,940	31.1%
Other Approved Change Orders - Additional soil borings at Ibis Isle			\$ 2,200	2,200	100.0%
Utility Design Costs			\$ 33,013	33,013	100.0%
Utility Construction Costs (FPL, Comcast, AT&T)			\$ 1,374,193	1,184,090	86.2%
Construction Engineering (KH)			\$ 283,880	201,079	70.8%
	\$ 6,800,000	\$ 6,830,000	\$ 6,291,610	\$ 4,756,596	75.6%
Easement Recording Fees			\$ 270	\$ 312	
Legal Costs/Easement Acquisition - Jones Foster	\$ 280,000	\$ 280,000	\$ 301,359	\$ 301,584	100.1%
Total Phase 1 Costs	\$ 12,620,000	\$ 12,900,000	\$ 12,642,040	\$ 9,977,144	78.9%

Underground Utility Project Budget
Phase 2 Project Costs
July 31, 2018

	Original OPC	Updated OPC	Budget	Actual	% Expended
Phase 2 Design					
Kimley Horn					
Task 1.1 Phase 2 North Design	335,000	360,000	\$ 281,304	\$ 253,174	90.0%
Task 1.2 Phase 2 South Design	400,000	420,000	\$ 335,353	\$ 301,818	90.0%
Task 1.3 Permitting Assistance North and South			\$ 12,674	\$ 3,169	25.0%
Task 1.4 Bid Phase Assistance North and South			\$ 40,565	\$ 10,141	25.0%
Task 1.6 Meetings North and South			\$ 136,617	\$ 51,350	37.6%
Total Phase 2 Design	\$ 735,000	\$ 780,000	\$ 806,513	\$ 619,651	76.8%
Construction Costs					
Phase 2 North Construction					
Preconstruction			\$ 35,000	14,723	
Burkhardt Construction					
Approved Change Orders			\$ -		
FPL Design Cost			\$ 11,759		
ATT Design Cost			\$ 5,000		
Comcast Design Cost					
Utility Costs (FPL, Comcast, AT&T)					
Construction Engineering (KH)					
Total Phase 2 North Construction	3,800,000	4,000,000	\$ 51,759	\$ 14,723	0.0%
Phase 2 South Construction	-				
Preconstruction			\$ 35,000	-	
Whiting Turner Construction					
Approved Change Orders			\$ -		
FPL Design Cost			\$ 13,330		
ATT Design Cost			\$ 5,000		
Comcast Design Cost					
Utility Costs (FPL, Comcast, AT&T)					
Construction Engineering (KH)	-				
Total Phase 2 South Construction	4,435,000	4,730,000	\$ 53,330	\$ -	0.0%
Easement Acquisition	200,000	200,000			
<i>Kimley Horn Easement Assistance</i>					
Task 1.5 Easement Assistance North			\$ 64,936	\$ 46,683	71.9%
Task 1.5 Easement Assistance South			\$ 77,466	\$ 35,302	45.6%
<i>Surveys</i>					
Task 1.7 Legal Sketch North			\$ 14,020	\$ 12,825	91.5%
Task 1.7 Legal Sketch South			\$ 16,725	\$ 1,000	6.0%
Advertising				\$ 1,101	
Jones Foster - Legal			\$ 93,924		
American Acquisition Group			\$ -		
Temp Services			\$ 20,000		
Recording Costs			\$ 3,605	\$ 678	
Total Easement Acquisition Costs	200,000	200,000	\$ 290,676	\$ 97,589	33.6%
Total Phase 2 Costs	\$9,170,000	\$9,710,000	\$ 1,202,278	\$ 731,963	60.9%

Underground Utility Project Budget
Phase 3 Project Costs
July 31, 2018

	Original OPC	Updated OPC	Budget	Actual	% Expended
Phase 3 Design					
Kimley Horn					
Task 1.1 Phase 3 North Design	\$ 325,000	\$ 350,000	\$ 288,851	\$ 84,057	29.1%
Task 1.2 Phase 3 South Design	\$ 535,000	\$ 580,000	\$ 503,260	\$ 145,897	29.0%
Task 1.3 Permitting Assistance			\$ 13,739		0.0%
Task 1.4 Bid Phase Assistance			\$ 36,834		0.0%
Task 1.5 Meetings			\$ 101,652	\$ 225	0.2%
Deductive Change Order (Scope Change)			\$ (49,840)		0.0%
Total Phase 3 Design	\$ 860,000	\$ 930,000	\$ 894,496	\$ 230,178	25.7%
Construction Costs					
Phase 3 North Construction	\$ 3,700,000	\$ 3,850,000			
Preconstruction					
Construction					
Approved Change Orders					
FPL Design Cost			\$ 12,850		
ATT Design Cost					
Comcast Design Cost					
Construction Engineering (KH)					
Daniella Construction - Nightingale/LaPuerta - Townwide portion				\$ 243,470	
FPL Nightingale/LaPuerta - Townwide Portion				\$ 74,900	
Comcast Nightingale/LaPuerta - Townwide Portion				\$ 8,885	
AT&T Nightingale/LaPuerta Townwide Portion				\$ 30,555	
Total Phase 3 North Construction	\$ 3,700,000	\$ 3,850,000	\$ 12,850	\$ 357,810	0.0%
Phase 3 South Construction	\$ 6,090,000	\$ 6,320,000			
Preconstruction					
Construction					
Approved Change Orders					
FPL Design Cost			\$ 11,359		
ATT Design Cost					
Comcast Design Cost					
Construction Engineering (KH)					
Total Phase 3 South Construction	\$ 6,090,000	\$ 6,320,000	\$ 11,359	\$ -	0.0%
Easement Acquisition	\$ 260,000	\$ 260,000			
<i>Kimley Horn Easement Assistance</i>					
Task 1 Easement Assistance North and South			\$ 235,953	\$ 901	0.4%
<i>Surveys</i>					
Task Legal Sketch South			\$ 37,436		
Jones Foster - Legal					
American Acquisition Group					
Temp Services					
Recording Costs					
Total Easement Acquisition Costs	\$ 260,000	\$ 260,000	\$ 273,389	\$ 901	0.3%
Total Phase 3 Costs	\$ 10,910,000	\$ 11,360,000	\$ 1,192,094	\$ 588,889	49.4%

Underground Utility Project Budget
Phase 4 Project Costs
July 31, 2018

	Original OPC	Updated OPC	Budget	Actual	% Expended
Phase 4 Design					
Kimley Horn					
Task 1.1 Phase 4 North Design	\$ 402,000	\$ 435,000	\$ 312,317	\$ 62,463	0.0%
Task 1.2 Phase 4 South Design	\$ 413,000	\$ 435,000	\$ 451,284	\$ 45,128	0.0%
Task 1.3 Permitting Assistance			\$ 14,468		0.0%
Task 1.4 Bid Phase Assistance			\$ 37,899		0.0%
Task 1.6 Meetings			\$ 77,911	\$ 673	0.0%
Total Phase 4 Design	\$ 815,000	\$ 870,000	\$ 893,879	\$ 108,265	0.0%
Construction Costs					
Phase 4 North Construction	4,605,000	4,820,000			
Preconstruction					
Construction					
Approved Change Orders					
FPL Design Cost			\$ 12,757		
ATT Design Cost					
Comcast Design Cost					
Utility Costs (FPL, Comcast, AT&T)					
Construction Engineering (KH)					
Total Phase 4 North Construction	\$ 4,605,000	\$ 4,820,000	\$ 12,757	\$ -	0.0%
Phase 4 South Construction	4,710,000	4,980,000			
Preconstruction					
Construction					
Approved Change Orders					
FPL Design Cost			\$ 13,160		
ATT Design Cost					
Comcast Design Cost					
Utility Costs (FPL, Comcast, AT&T)					
Construction Engineering (KH)					
Total Phase 4 South Construction	\$ 4,710,000	\$ 4,980,000	\$ 13,160	\$ -	0.0%
Easement Acquisition	\$ 240,000	\$ 240,000			
<i>Kimley Horn Easement Assistance</i>					
Easement Assistance (KH)			\$ 280,270	\$ 1,449	
Easement Assistance (KH) -- Switches			\$ 62,780		
<i>Surveys</i>					
Legal Sketch			\$ 38,230		
Legal Sketch - Switches			\$ 4,967		
Jones Foster - Legal					
American Acquisition Group					
Temp Services					
Recording Costs					
Total Easement Acquisition Costs	\$ 240,000	\$ 240,000	\$ 386,247	\$ -	0.0%
Total Phase 4 Costs	\$ 10,370,000	\$ 10,910,000	\$ 1,306,043	\$ 108,265	8.3%

Underground Utility Project Budget
Phase 5 Project Costs
July 31, 2018

	Original OPC	Updated OPC	Budget	Actual	% Expended
Phase 5					
Kimley Horn					
Task 1.1 Phase 5 North Design	\$ 520,000	\$ 560,000			0.0%
Task 1.2 Phase 5 South Design	\$ 600,000	\$ 640,000			0.0%
Task 1.3 Permitting Assistance North					0.0%
Task 1.3 Permitting Assistance South					0.0%
Task 1.4 Bid Phase Assistance North					0.0%
Task 1.4 Bid Phase Assistance South					0.0%
Task 1.6 Meetings North					0.0%
Task 1.6 Meetings South					0.0%
Total Phase 5 Design	\$ 1,120,000	\$ 1,200,000	\$ -	\$ -	0.0%
Construction Costs					
Phase 5 North Construction	\$ 5,890,000	\$ 6,200,000			
Preconstruction					
Construction					
Utility Costs (FPL, Comcast, AT&T)					
Construction Engineering (KH)					
Total Phase 5 North Construction	\$ 5,890,000	\$ 6,200,000	\$ -	\$ -	0.0%
Phase 5 South Construction	\$ 6,750,000	\$ 7,120,000			
Preconstruction					
Construction					
Utility Costs (FPL, Comcast, AT&T)					
Construction Engineering (KH)					
Total Phase 5 South Construction	\$ 6,750,000	\$ 7,120,000	\$ -	\$ -	0.0%
Easement Acquisition	\$ 330,000	\$ 330,000			
<i>Kimley Horn Easement Assistance</i>					
Easement Assistance			\$ 75,696		
Surveys					
Legal Sketch			\$ 5,391		
Jones Foster - Legal					
American Acquisition Group					
Temp Services					
Recording Costs					
Total Easement Acquisition Costs	\$ 330,000	\$ 330,000	\$ 81,087	\$ -	0.0%
Total Phase 5 Costs	\$14,090,000	\$14,850,000	\$ 81,087	\$ -	0.0%

Underground Utility Project Budget
Other Project Costs
July 31, 2018

Master Plan	Budget	Actual	% Expended
Task 1.1 - Data Collection & GIS Base Mapping	\$ 88,021	\$ 88,021	100.0%
Tash 1.1a Data Collection for Future Communications	\$ 23,511	\$ 23,511	100.0%
Task 1.2 - Conceptual Design and Master Plan	\$ 161,756	\$ 161,756	100.0%
Task 1.3 - Project Sequencing and Phasing	\$ 31,244	\$ 31,244	100.0%
Task 1.4 - Assessment of Traffic Impacts	\$ 77,660	\$ 77,660	100.0%
Task 1.5 - Project Delivery Methods	\$ 17,448	\$ 17,448	100.0%
Task 1.6 - Master Plan Document	\$ 45,053	\$ 42,800	95.0%
Task 1.7 - Meetings Master Planning Phase	\$ 113,135	\$ 113,123	100.0%
Task 1.8 - Master Plan Second Half	\$ 40,067	\$ 40,067	100.0%
Subtotal Master Planning	\$ 597,895	\$ 595,630	99.6%
Comcast Preplanning - Master Plan		\$ 12,015	
Community Outreach	\$ 282,519	\$ 197,551	69.9%
Peer Review Study - Patterson & Dewar (\$50,000 Offsetting Revenue)	\$ 100,000	\$ 100,000	100.0%
Commercial Paper Issuance Cost		\$ 200,675	
Commercial Paper Fees		\$ 10,907	
Commercial Paper Interest		\$ 44,322	
Total Other Project Costs	\$ 980,414	\$ 1,161,100	118.4%

Related Costs Outside of the Underground Project Budget

	Budget	Actual	% Expended
Costs paid from (307) Fund CIP			
Underground City of Lake Worth Section			
Project Design	\$ 25,231	\$ 24,430	96.8%
Project Construction	\$ 351,081	\$ 227,442	64.8%
Project Construction Engineering	\$ 11,607	\$ 8,705	75.0%
Utility Cost (FPL, Comcast, AT&T)	\$ 134,333	\$ 127,531	94.9%
Project Meeting Attendance	\$ 3,334	\$ 2,539	76.2%
Total Lake Worth Section	\$ 525,586	\$ 390,647	74.3%
Ibis Way PGD Improvements	\$ 14,583	\$ 14,583	100.0%
General Fund Costs			
Goldmacher v TPB Legal and Other Costs		\$ 183,701	
Kosberg v TPB Legal and Other Costs		\$ 195,977	
PBT Real Estate v TPB		\$ 119,652	
Gardner, Bist Bowden, Bush (Shel Wright)		\$ 17,284	
Project Manager -Pay and benefits	\$ 130,000	\$ 138,739	106.7%
Telecommunications Consultant	\$ 89,000	\$ 83,210	93.5%
Peter Brandt (Contract Negotiations)	\$ 35,000	\$ 23,735	67.8%
Total Related Costs Outside of the Budget	\$ 794,169	\$ 1,167,528	147.0%

U.S. Rate Forecasts

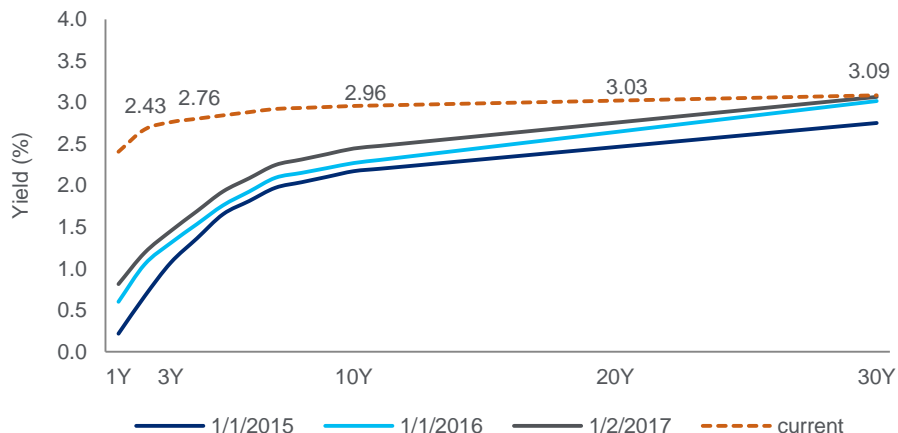
10-Year Treasury Yield Forecast

Citi forecasts a muted interest rate environment through the second half of 2018, while the street's is elevated



US Treasury Yield Curve

Treasuries ended the week wider following continued positive Q2 earnings and robust Q2 GDP growth



Rate Forecasts

5-Year Treasury	Current	3Q18	4Q18	1Q19	2Q19	3Q19	4Q19
Citi's Forecast	2.84%	2.60%	2.60%	2.60%	2.65%	2.70%	2.75%

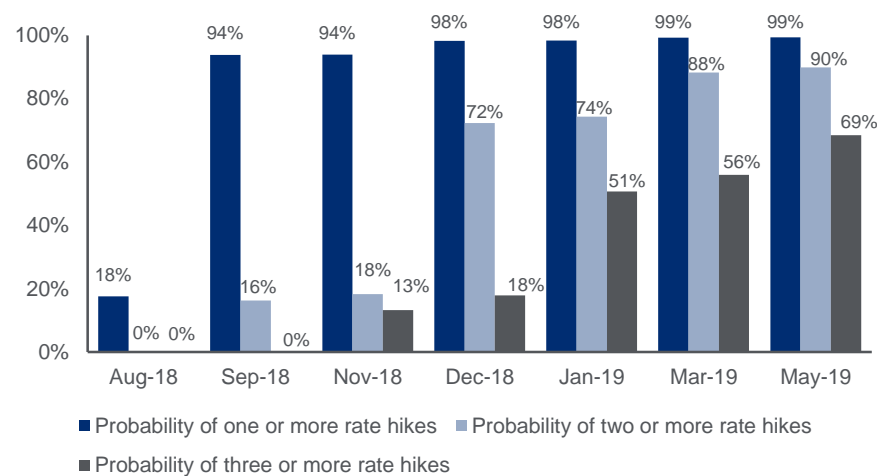
10-Year Treasury	Current	3Q18	4Q18	1Q19	2Q19	3Q19	4Q19
Citi's Forecast	2.96%	2.65%	2.65%	2.65%	2.75%	2.80%	2.85%
Economists' Consensus		3.03%	3.15%	3.25%	3.30%	3.37%	3.45%

30-Year Treasury	Current	3Q18	4Q18	1Q19	2Q19	3Q19	4Q19
Citi's Forecast		2.90%	2.90%	2.95%	3.10%	3.15%	3.15%
Economists' Consensus	3.09%	3.14%	3.29%	3.39%	3.45%	3.55%	3.60%

Fed Funds	Current	3Q18	4Q18	1Q19	2Q19	3Q19	4Q19
Citi's Forecast	2.00%	2.25%	2.25%	2.50%	2.75%	3.00%	3.00%
Economists' Consensus		2.25%	2.50%	2.75%	3.00%	3.00%	3.00%

Expectations of Next Fed Increase in Rates

After raising rates for a second time in 2018, the Fed upgraded their forecast to four total increases in 2018, with the next hike likely to come in September



Source: Current rates and expectation of Fed hike as of July 27, 2018; Citi forecasts as of July 18, 2018; Bloomberg forecasts as of July 27, 2018.