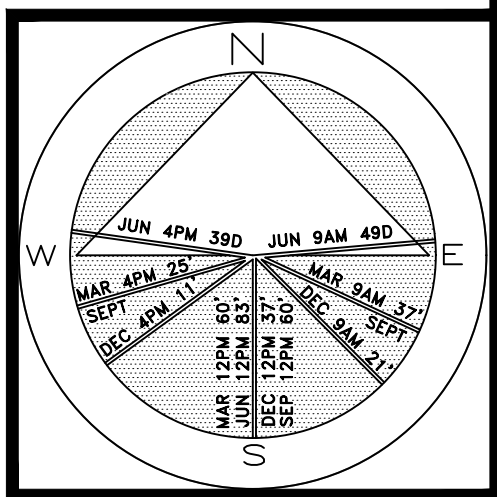


Private Residence
599 S County Road
Palm Beach



JOB NUMBER: 22163.00 LA
DRAWN BY: Alex Bugril
DATE: 04.11.23
11.07.23 REV.
04.15.24

SHEET L2.0

64 sf.

AREA IN SQ.FT.

ROYSTONEA REGIA
ROYAL PALM +/-18' OA HT
TO BE REMOVED
NOTE: PLANTING ALONG THE PROPERTY
LINE TO REMAIN AS SCREENING UNTIL
A NEW SITE WALL, NEW FENCING, OR
NEW LANDSCAPING IS INSTALLED

PHOENIX ROEBELENI
PYGMY DATE PALM +/-18' OA HT
TO BE RELOCATED
NOTE: PLANTING ALONG THE PROPERTY
LINE TO REMAIN AS SCREENING UNTIL
A NEW SITE WALL, NEW FENCING, OR
NEW LANDSCAPING IS INSTALLED

CLUSIA GUTTIFERA
CLUSIA HEDGE 12' OA HT
TO BE REMOVED
NOTE: PLANTING ALONG THE PROPERTY
LINE TO REMAIN AS SCREENING UNTIL
A NEW SITE WALL, NEW FENCING, OR
NEW LANDSCAPING IS INSTALLED

PHOENIX ROEBELENI
PYGMY DATE PALM +/-18' OA HT
TO BE REMOVED
NOTE: PLANTING ALONG THE PROPERTY
LINE TO REMAIN AS SCREENING UNTIL
A NEW SITE WALL, NEW FENCING, OR
NEW LANDSCAPING IS INSTALLED

EXISTING PLANTING TO REMAIN (416' OA HT.).
TRAVELERS PALM, CLUSIA TREES, TO BE REMOVED.
NOTE: PLANTING ALONG THE PROPERTY
LINE TO REMAIN AS SCREENING UNTIL
A NEW SITE WALL, NEW FENCING, OR
NEW LANDSCAPING IS INSTALLED

NOTE:
INTERIOR TREES AND PALMS WILL BE REMOVED WHEN NECESSARY FOR
SITE UTILIZATION AND CONSTRUCTION DEVELOPMENT. A CONSTRUCTION
SCREEN WILL BE ADDED IN THESE AREAS UNTIL SITE WALLS, NEW
FENCING, OR NEW LANDSCAPING IS INSTALLED. AT NO TIME SHALL THE
SITE BE OPEN TO ADJACENT PROPERTIES WITHOUT ANY PERMANENT
OR TEMPORARY SCREENING DURING CONSTRUCTION.

(35) 8' HT CLUSIA HEDGE
AS SCREENING UNTIL NEW
LANDSCAPING IS INSTALLED

6' CHAIN LINK SCREENING
FENCE WITH SCREENING

6' HT. X 20' WIDE
CHAIN-LINK ROLLING
GATE W/ SCREENING

SOUTH COUNTY ROAD

ARC-23-039

Construction Screening Plan

SCALE IN FEET 0' 8' 16' 24'

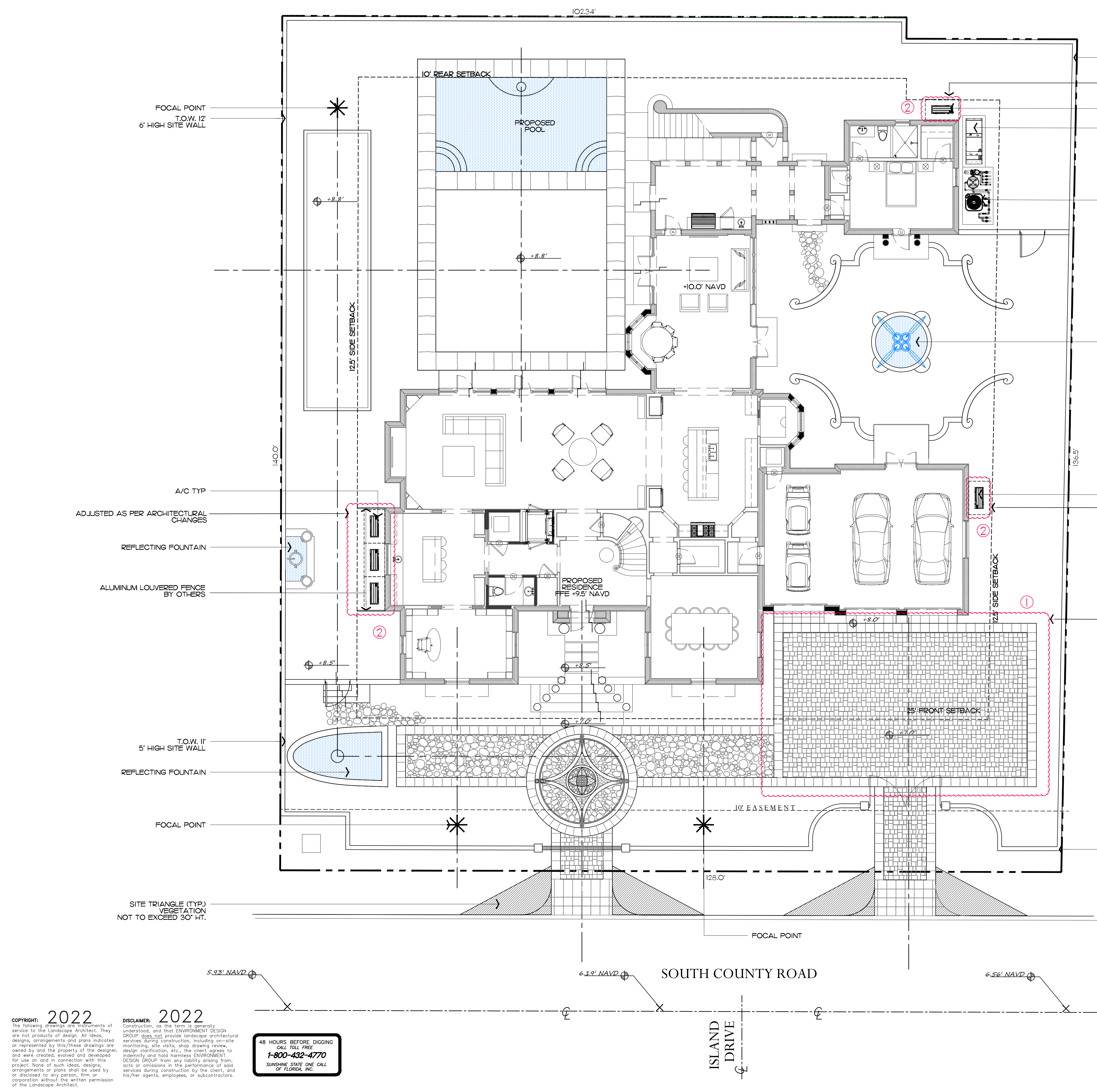
COPYRIGHT: 2022
The following drawings are instruments of
service to the Landscape Architect. They
are not products of design. All ideas,
designs, arrangements and plans indicated
or represented by this/these drawings are
owned by and the property of the designer,
and were created, evolved and developed
for use on and in connection with this
project. None of such ideas, designs,
arrangements or plans shall be used by
or disclosed to any person, firm or
corporation without the written permission
of the Landscape Architect.

DISCLAIMER: 2022
Construction, as the term is generally
understood, and that ENVIRONMENT DESIGN
GROUP does not provide landscape architectural
services during construction, including on-site
monitoring, site visits, shop drawing review,
design clarification, etc., the client agrees to
indemnify and hold harmless ENVIRONMENT
DESIGN GROUP from any liability arising from
acts or omissions in the performance of said
services during construction by the client, and
his/her agents, employees, or subcontractors.

48 HOURS BEFORE DIGGING
CALL TOLL FREE
1-800-432-4770
SUNSHINE STATE ONE CALL
OF FLORIDA, INC.

Private Residence
599 S County Road
Palm Beach

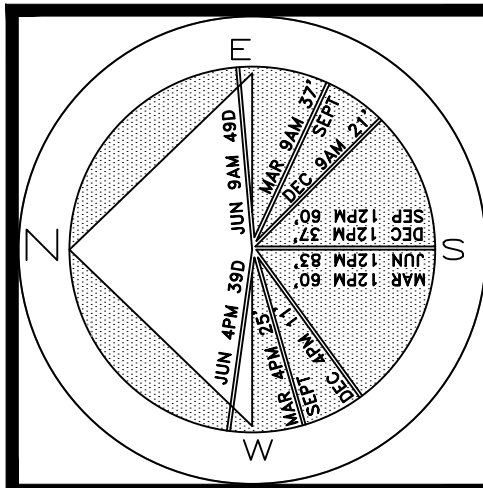
A
D
I
R
O
L
F



- T.O.W. 12' 6" HIGH SITE WALL
- ADJUSTED AS PER ARCHITECTURAL CHANGES
- A/C
- GENERATOR
- POOL EQUIPMENT
- WATER FEATURE
- A/C
- ADJUSTED AS PER ARCHITECTURAL CHANGES
- SIMPLY PATTERN DESIGN AS PER DEVELOPER ORDER
- T.O.W. 12' 5" HIGH SITE WALL

Proposed Site Data

DESCRIPTION	REQUIRED	PROPOSED
LOT ZONE		R-B - LOW DENSITY RESIDENTIAL
LOT AREA	10,000 S.F. MINIMUM	18,000 S.F.
OPEN / PERMEABLE SPACE	MINIMUM 45% 8,100 S.F.	48.61% 8,751 S.F.
FRONT YARD LANDSCAPE	MINIMUM 40% OF FRONT YARD 1,295 S.F.	45% 1,471 S.F.
PERIMETER LANDSCAPE WITHIN 10' OF PROPERTY LINE	MINIMUM 50% OF RECD OPEN SPACE 4,050 S.F.	50.76% 4,112 S.F.



JOB NUMBER: 22163.00 LA
DRAWN BY: Grace Walton
DATE: 04.11.23
11.07.23 REV.
04.29.24

Revisions

- ① SIMPLY PATTERN DESIGN AS PER DEVELOPER ORDER
- ② ADJUSTED AS PER ARCHITECTURAL CHANGES

SHEET L3.0

2022
COPYRIGHT: The following drawings are instruments of service to the Landscape Architect. They are not products of design. All ideas, designs, arrangements and plans indicated or represented by this/these drawings are owned by and the property of the designer, and were created, evolved and developed for use on and in connection with this project. None of such ideas, designs, arrangements or plans shall be used by or disclosed to any person, firm or corporation without the written permission of the Landscape Architect.

2022
DISCLAIMER: Construction, as the term is generally understood, and that ENVIRONMENT DESIGN GROUP does not provide landscape architectural services during construction, including on-site monitoring, site visits, shop drawing review, design clarification, etc., the client agrees to indemnify and hold harmless ENVIRONMENT DESIGN GROUP from any liability arising from acts or omissions in the performance of said services during construction by the client, and his/her agents, employees, or subcontractors.

48 HOURS BEFORE DIGGING
CALL TOLL FREE
1-800-432-4770
SUNSHINE STATE ONE CALL
OF FLORIDA, INC.

ARC-23-039
Site Plan
SCALE IN FEET 0' 8' 16' 24'

64 sq. ft.
AREA IN SQ. FT.

- (20) ALOCASIA ODORA 'CALIFORNIA' ELEPHANT EAR 3 GAL 24" OC
(60) TRACHELOSPERMUM ASIATICUM ASIATIC JASMINE MINIMA 1 GAL 12" OC
(10) NEROLIUM OLEANDER ICE PINK OLEANDER 3 GAL 30" OC
EXISTING DATE PALMS TO BE RELOCATED 25' OA. HT.
(2) CONOCARPUS ERECTUS GREEN BUTTWOOD 18' OA HT CHARACTER TREE
(11) GALPHIMIA GLAUCA THYLLIS 3 GAL 30" OC
(16) ALOCASIA ODORA 'CALIFORNIA' ELEPHANT EAR 3 GAL 24" OC

- (6) ALOCASIA ODORA CALIFORNIA ELEPHANT EAR 3 GAL 24" OC
(264) RUELLIA CAROLINIENSIS PURPLE WILD PETUNIA 1 GAL 6" OC
(16) FICUS MICROCARPA GREEN ISLAND FICUS 3 GAL 12" OC

- (2) BOUGAINVILLEA VINES 6' OA HT ATTACHED TO WALL

- (8) CAESALPINIA GRANADILLO BRIDAL VEIL TREE 6' CT. 14' OA HT

- (150) NEROLEPIS EXALTATA BOSTON FERN 3 GAL 12" OC
(14) ALOCASIA ODORA 'CALIFORNIA' ELEPHANT EAR 3 GAL 24" OC
(260) PHYLIA NODIFLORA FROG FRUIT 6' PLUGS

- (2) CITRUS JAPONICA CITRUS KUMQUAT, 5'-6' OA HT PLANTED IN POTS
(2) 30"X30" POTS
(30) CALOPHYLLUM BRASILIENSE PLEACHED TREE 6' CT 16'-18' OA. HT.

- (2) PODOCARPUS MACROPHYLLUS HEDGE FTB 5' OA. HT. 30" OC
(2) FICUS MICROCARPA GREEN ISLAND SPHERES 30"X30"
ADJUSTED AS PER ARCHITECTURAL CHANGES

- (5) FICUS MICROCARPA GREEN ISLAND FICUS 3 GAL 12" OC
(3) THINAX RADIATA FLORIDA THATCH PALM 8' OA HT

- (4) CLUSIA GUTTIFERA 8' OA. HT.
(1) CLUSIA ROSEA LARGE LEAVE CLUSIA TREE 18'X18' SPECIMEN

- (5) ALPINIA ZERUMBET SHELL GINGER 7 GAL 30" OC
(6) PODOCARPUS MACROPHYLLUS PODOCARPUS HEDGE 10' OA. HT.

- (3) PLUMBAGO ALRICULATA PLUMBAGO, 7 GAL PLANTED IN POTS

- (20) PODOCARPUS MACROPHYLLUS PODOCARPUS HEDGE 10' OA. HT.

- (3) THINAX RADIATA FLORIDA THATCH PALM 8'12" OA HT
(20) FICUS MICROCARPA GREEN ISLAND FICUS 3 GAL 15" OC

- (145) PHYLIA FROGFRUIT 4" PLUGS
(30) PLUMBAGO ALRICULATA PURPLE PLUMBAGO 3 GAL 12" OC

- (100) FICUS MICROCARPA GREEN ISLAND FICUS 3 GAL. TIGHTLY PLANTED
(2) CUPRESSUS SEMPERVIRENS ITALIAN CYPRESS, 14' OA HT
(4) OLEANDER NERUM ICE PINK OLEANDER SPHERES 3'X3'
(100) RUELLIA CAROLINIENSIS PURPLE WILD PETUNIA, 1 GAL

- (2) TRACHELOSPERMUM JASMINOIDES CONFEDERATE JASMINE VINE 6' HT. ATTACHED TO WALL
(1) MYRICA WAX MYRTLE TREE 8' OA HT
(1) COCCOLOBA LIVIFERA SEAGRAPE TREE 20' OA HT

- (16) CONOCARPUS ERECTUS GREEN BUTTWOOD TREE 6' CT. 16'-18' OA. HT.
(1) PODOCARPUS MACROPHYLLUS PODOCARPUS HEDGE 5' OA HT FTB

- (200) TRACHELOSPERMUM ASIATICUM ASIATIC JASMINE MINIMA 3 GAL 12" OC

- (1) COCCOLOBA LIVIFERA SEAGRAPE TREE 20'X20' SPECIMEN TREE ADJUSTED AS PER ARCHITECTURAL CHANGES

- (8) TRIPSACUM DACTYLOIDES FAKAHATCHEE GRASS 3 GAL 30" OC

- (2) MAGNOLIA GRANDIFLORA MAGNOLIA 17' OA HT
(30) PLUMBAGO ALRICULATA PURPLE PLUMBAGO 3 GAL 12" OC
(30) RAPHS EXCELSA LADY PALM 5' OA. HT.
(100) INK BERRY ILEX GLABRA 7 GAL 24" OC
(95) CLUSIA ROSEA 'NANA' 3 GAL 12" OC

- (20) CLUSIA ROSEA 'NANA' 3 GAL 12" OC

- (12) ALOCASIA CALIFORNIA ODORA DWARF ELEPHANT EAR 3 GAL 24" OC

- (6) GARDENIA TREE 6' OA HT STANDARD
(10) GALPHIMIA SPECIOSA GOLDEN THYLLIS 3 GAL 30" OC

- ADJUSTED AS PER ARCHITECTURAL CHANGES

- (25) POLYALTHIA LONGIFOLIA PENDULA MAST TREES 18'-20' OA. HT.

- (25) TRIPSACUM DACTYLOIDES FAKAHATCHEE GRASS 3 GAL 30" OC
(6) TRACHELOSPERMUM JASMINOIDES CONFEDERATE JASMINE VINE 6' HT. ATTACHED TO WALL

- (3) BOUGAINVILLEA VINES 6' OA HT ATTACHED TO WALL

- (60) FICUS MICROCARPA GREEN ISLAND FICUS 3 GAL 12" OC

- (30) ILEX GLABRA IRONWOOD 7 GAL 24" OC

- (8) ILEX ATTENUATA EAGLESTON HOLLY EAGLESTON TREE 6' CT. 18'-20' OA. HT. MATCHING

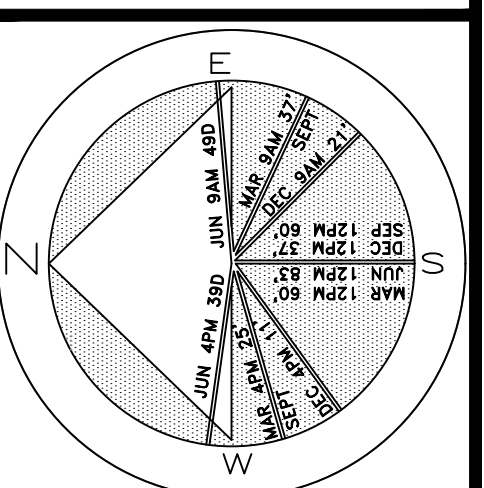
- (2) COCCOLOBA LIVIFERA SEAGRAPE TREE 20'X20' SPECIMEN TREE TO BECOME AN ARCH

- (20) PODOCARPUS MACROPHYLLUS PODOCARPUS HEDGE 10' OA. HT.
(15) THALMATOPHYLLUM BIPINNATIFIDUM SELLOUM TREE 3 GAL 30" OC
(160) ILEX GLABRA IRONWOOD 7 GAL 24" OC

Revisions

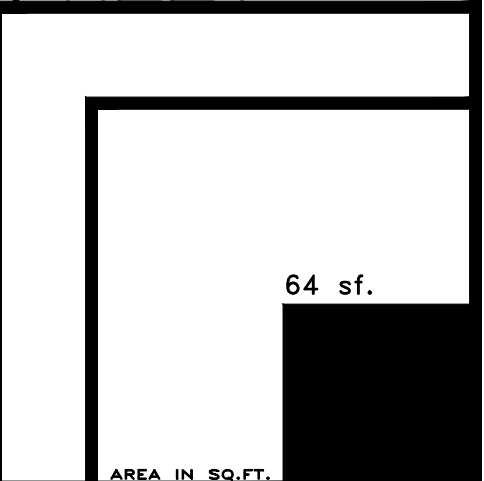
- ① ADJUSTED AS PER ARCHITECTURAL CHANGES

Private Residence 599 S County Road Palm Beach



JOB NUMBER: 22163.00 LA
DRAWN BY: Grace Walton
DATE: 04.11.23
11.07.23 REV.
04.29.24

SCALE 1"=5.0'



COPYRIGHT: 2022
The following drawings are instruments of service to the Landscape Architect. They are not products of design. All ideas, designs, arrangements and plans indicated or represented by this/these drawings are owned by and the property of the designer, and were created, evolved and developed for use on and in connection with this project. None of such ideas, designs, arrangements or plans shall be used by or disclosed to any person, firm or corporation without the written permission of the Landscape Architect.

DISCLAIMER: 2022
Construction, as the term is generally understood, and that ENVIRONMENT DESIGN GROUP does not provide landscape architectural services during construction, including on-site monitoring, site visits, shop drawing review, design clarification, etc., the client agrees to indemnify and hold harmless ENVIRONMENT DESIGN GROUP from any liability arising from acts or omissions in the performance of said services during construction by the client, and his/her agents, employees, or subcontractors.

48 HOURS BEFORE DIGGING
CALL TOLL FREE
1-800-432-4770
SUNSHINE STATE ONE CALL
OF FLORIDA, INC.

SOUTH COUNTY ROAD

ARC-23-039



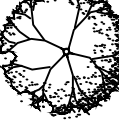

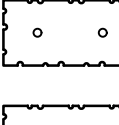
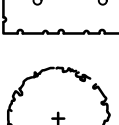


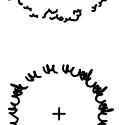

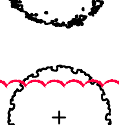
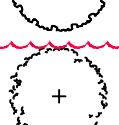

Landscape Plan

SCALE IN FEET 0' 8' 16' 24'




64 sf.

AREA IN SQ. FT.






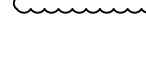

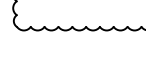
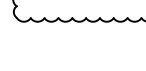



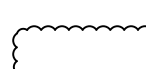



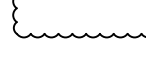




Trees & Palms

SYMBOL	PLANT NAME	QTY.	DESCRIPTION	NATIVE
	COCCOLOBA UVIFERA SEAGRAPE TREE	1 2 1	20' X 20' SPECIMEN 20' X 20' SPECIMEN TO BECOME AN ARCH 20' OA HT	YES
	ILEX ATTENUATA HOLLY EAGLESTON TREE	8	6' CT 18'-20' OA HT MATCHING	YES
	CLUSIA ROSEA LARGE LEAVE CLUSIA TREE	1	18' X 18' SPECIMEN	YES
	CONOCARPUS ERECTUS GREEN BUTTONWOOD TREE	2	18' OA HT. CHARACTER	YES
	CONOCARPUS ERECTUS GREEN BUTTONWOOD TREE	16	6' CT 16' - 18' OA HT	YES
	CALOPHYLLUM BRASILIENSE	30	6' CT 16' - 18' OA HT PLEACHED	YES
	MYRICA WAX MYRTLE TREE	1	8' OA HT	YES
	CUPRESSUS SEMPERVIRENS ITALIAN CYPRESS TREE	2	14' OA HT	NO
	CAESALPINIA GRANADILLO BRIDAL VEIL TREE	8	6' CT 14' OA HT	NO
	THRINAX RADIATA FLORIDA THATCH PALM	6	8' - 12' THATCH PALM	YES
	MAGNOLIA VIRGINIANA SWEETBAY MAGNOLIA TREE	2	12' OA HT	YES
	POLYALTHIA LONGIFOLIA MAST TREE	25	18' - 20' OA HT	NO
	GARDENIA TREE	6	6' OA HT STANDARD	NO

Groundcovers

SYMBOL/KEY	PLANT NAME	QTY.	SQ. FT.	DESCRIPTION	NATIVE
	CLUSIA ROSEA 'NANA'	115	115	3 GAL., 12" O.C.	YES
	PHYLA NODIFLORA FROG FRUIT	405	100	6" PLUGS	YES
	RUELIA CAROLINIENSIS PURPLE WILD RUELIA	364	88	1 GAL., 6" OC	YES
	TRACHELOSPERMUM ASIATICUM JASMINE MINIMA	240	240	3 GAL 12' OC	NO

Shrubs & Vines

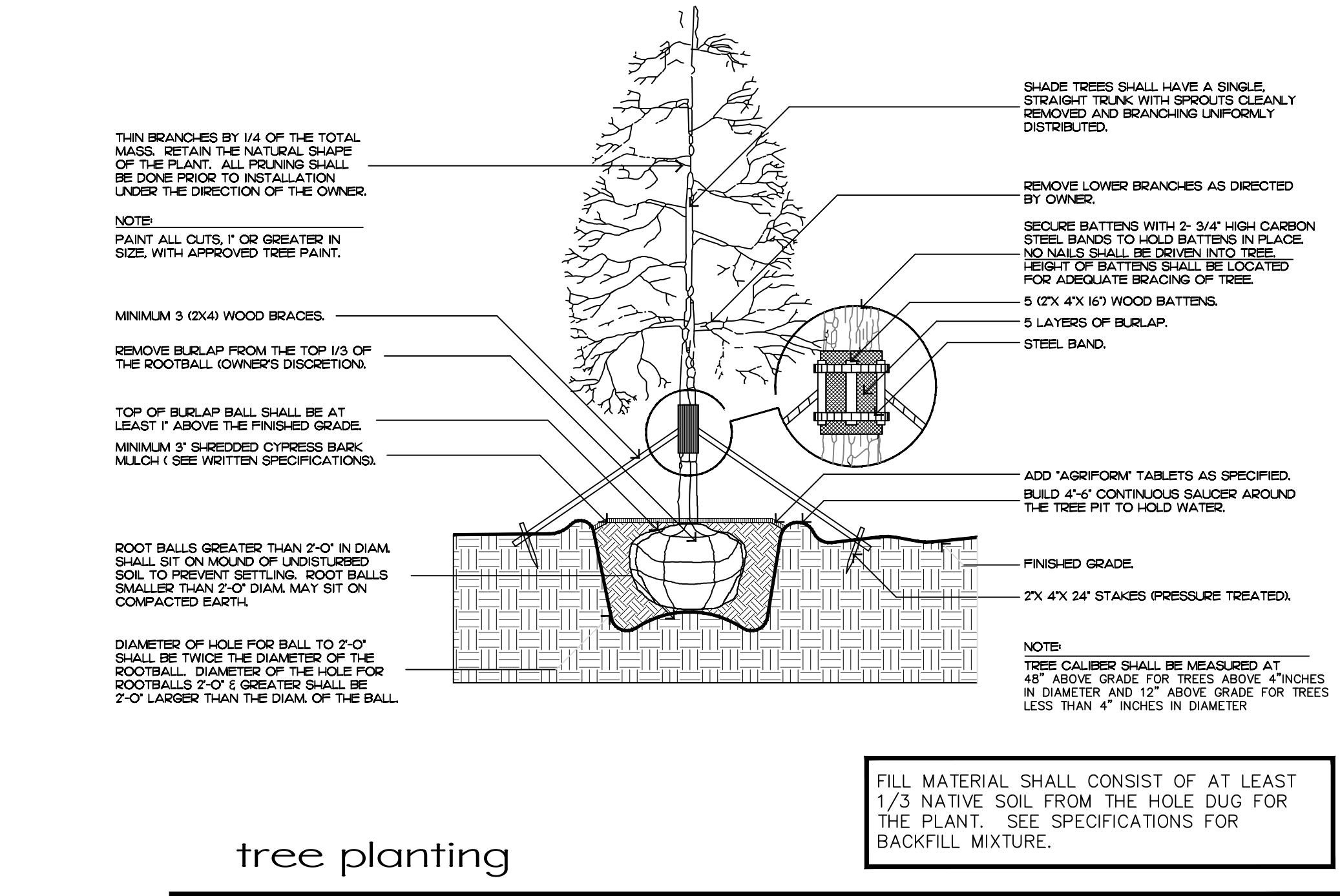
SYMBOL/KEY	PLANT NAME	QTY.	DESCRIPTION	NATIVE
	CITRUS TREE SPP	2	12' - 14' OA HT	NO
	TRIPSACUM DACTYLOIDES FAKAHATCHEE GRASS	33	3 GAL 30" OC	YES
	BOUGAINVILLEA SPP. BOUGAINVILLEA TREE	2	5' OA HT	NO
	GALPHIMIA SPECIOSA GOLDEN THYALLIS	10	3 GAL 30" OC	YES
	PHILODENDRON BIPINNATIFIDUM SELLOUM TREE	15	3 GAL 30" OC	NO
	RAPHIS EXCELSA LADY PALM	30	5' OA HT	NO
	CLUSIA GUTTIFERA SMALL LEAVE CLUSIA HEDGE	8	8' OA HT	NO
	ILEX GLABRA IRONWOOD HEDGE	290	7 GAL 24" OC	YES
	FICUS MICROCARPA GREEN ISLAND FICUS	270	3 GAL. 12" O.C.	NO
	PODOCARPUS MACROPHYLLUS PODOCARPUS HEDGE	46 3	10' OA HT 5' OA HT 30' OC	NO
	OLEANDER NERUM ICE PINK OLEANDER	4	3' X 3' SPHERE	NO
	PLUMBAGO AURICULATA PLUMBAGO	3	7 GAL 24" OC PLANTED IN POTS	NO
	PLUMBAGO AURICULATA PURPLE PLUMBAGO	60	3 GAL 12" OC	YES
	ALPINA ZERUMBET SHELL GINGER	5	7 GAL 30" OC	NO
	ALOCASIA ODORA 'CALIFORNIA' ELEPHANT EAR	68	3 GAL 24" OC	NO
	NEPHROLEPIS EXALTATA BOSTON FERN	150	3 GAL 12" OC	YES
	GALPHIMIA GLAUCA THYALLIS	11	3 GAL 30" OC	YES
	FICUS MICROCARPA GREEN ISLAND FICUS	2 5	30" X 30" SPHERES 36" X 36" SPHERES	NO
	CITRUS JAPONICA CITRUS KUMQUAT	2	5'-6' OA HT PLANTED IN POTS	NO
	BOUGAINVILLEA VINE	5	6' OA HT ATTACHED TO WALL	NO
	TRACHELOSPERMUM JASMINOIDES CONFEDERATE JASMINE VINE	10	6' HT ATTACHED TO WALL	NO

Lawn & Mulch

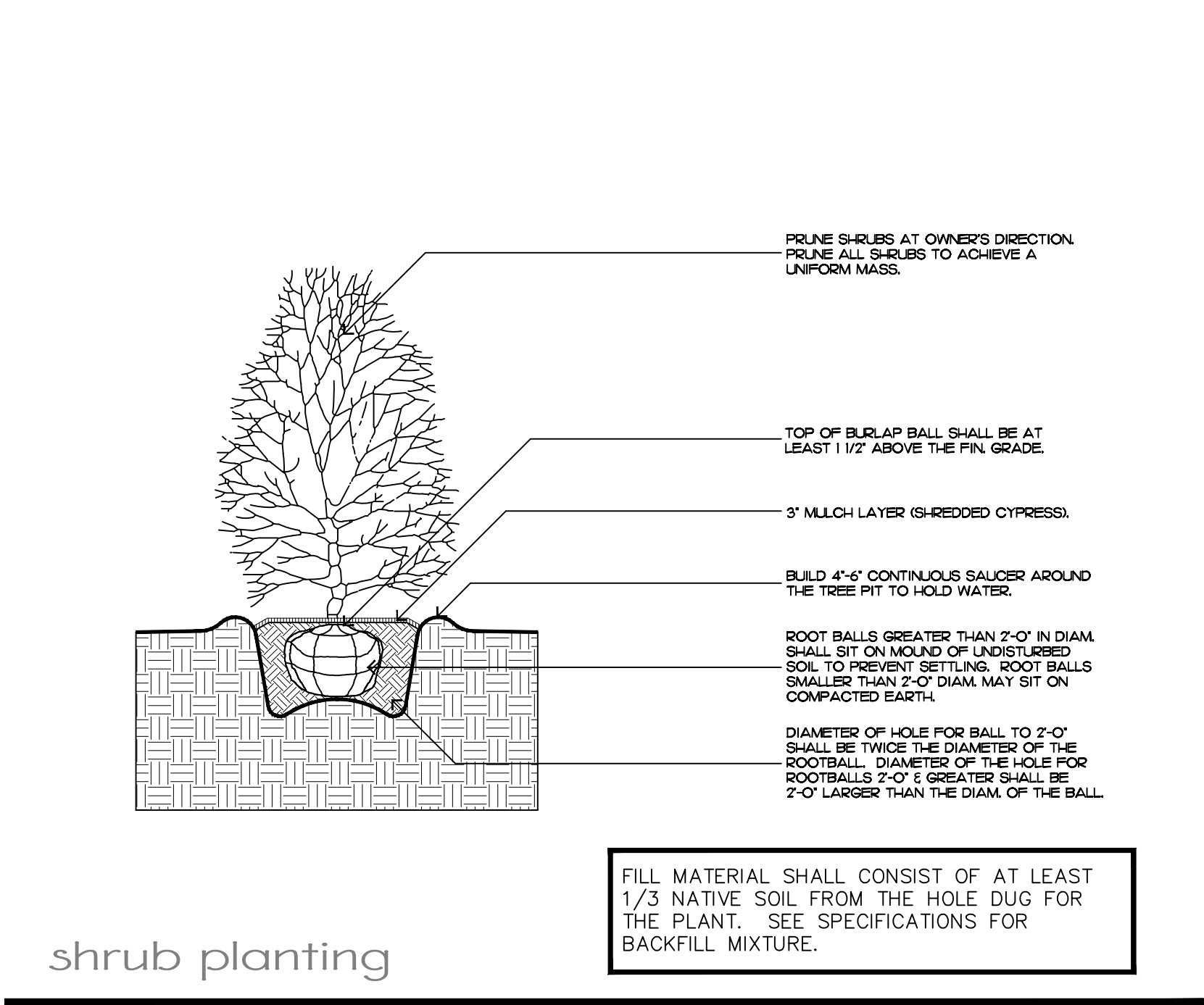
SYMBOL/KEY	PLANT NAME	QTY.	DESCRIPTION
LAWN	DIAMOND ZOYSIA LAWN	AS NEEDED	SOD PALLETS
PLANTING BED	SHREDDED EUCALYPTUS MULCH	AS NEEDED	MULCH ALL BEDS 3" MIN. DEPTH

Private Residence
599 S County Road
Palm Beach

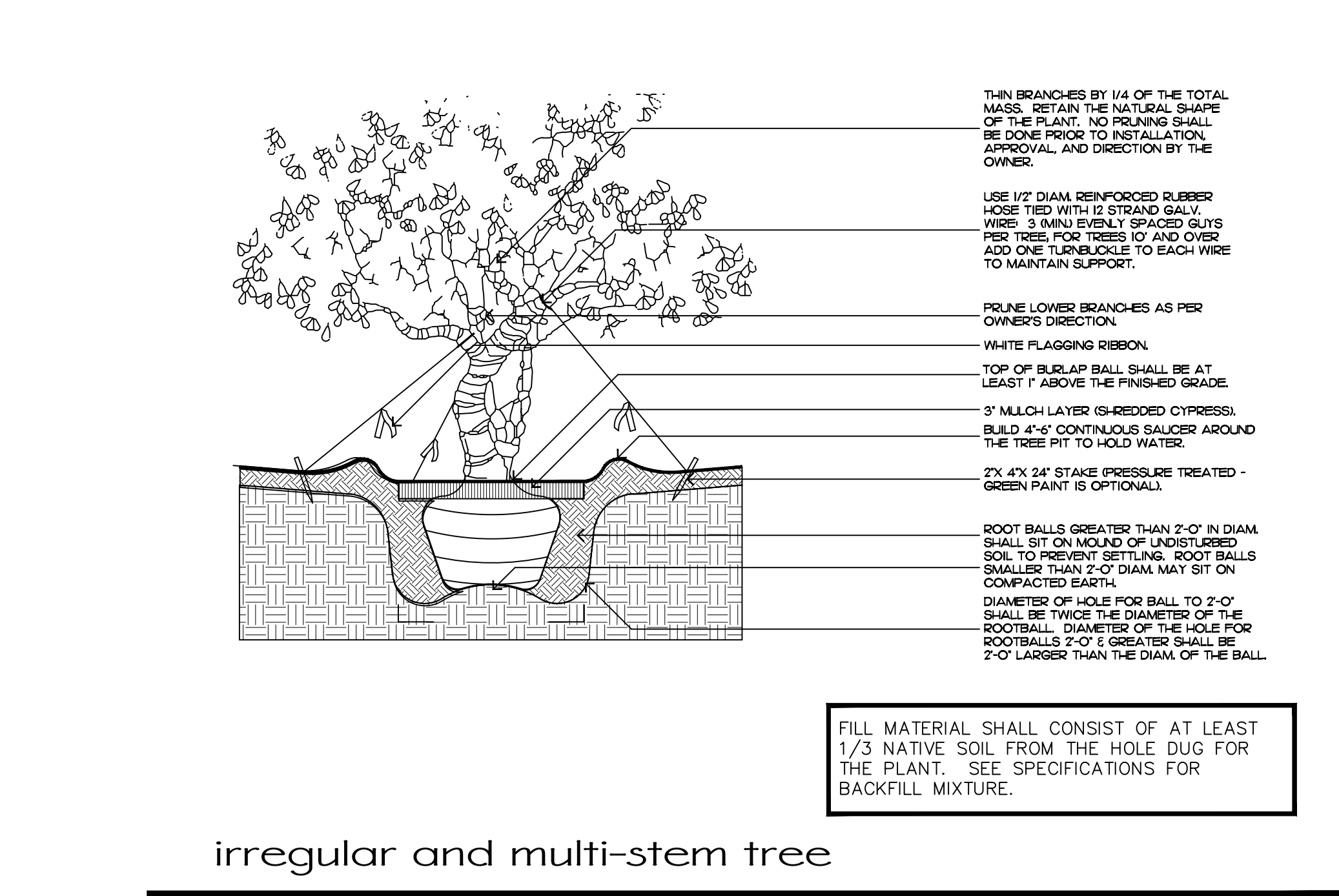
A
D
I
R
O
L
F



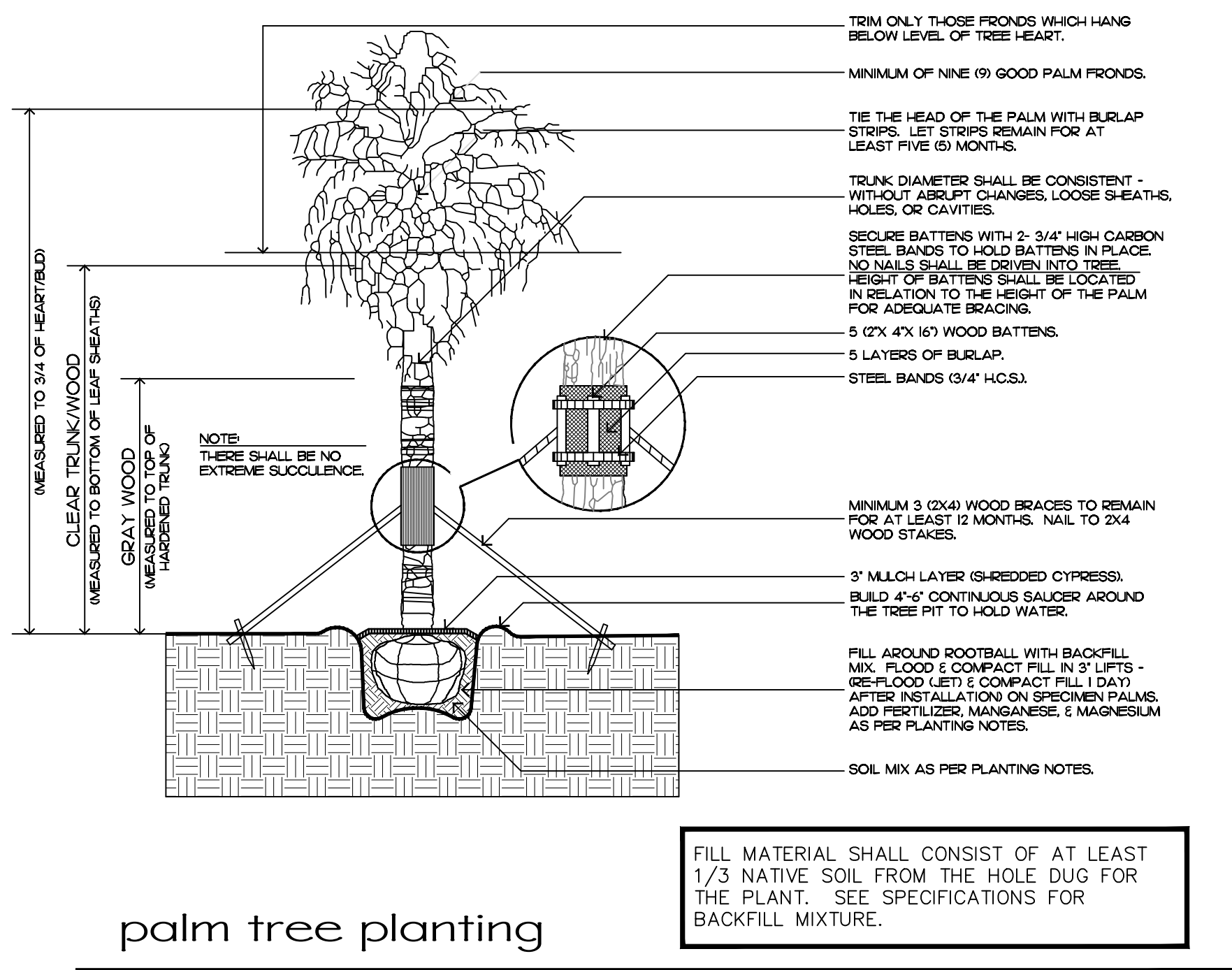
tree planting



shrub planting



irregular and multi-stem tree



palm tree planting

Planting Notes

COMMERCIAL FERTILIZER:

FERTILIZER SHALL BE COMPLETELY ORGANIC, IT SHALL BE UNIFORM IN COMPOSITION, DRY AND FREE FLOWING. THIS FERTILIZER SHALL BE DELIVERED TO THE SITE IN THE ORIGINAL UNOPENED BAGS, EACH BEARING THE MANUFACTURER'S STATEMENT OF ANALYSIS, AND SHALL MEET THE FOLLOWING REQUIREMENTS:

- SIX PERCENT (6%) NITROGEN
- SIX PERCENT (6%) PHOSPHOROUS
- SIX PERCENT (6%) POTASSIUM

FERTILIZER SHALL BE APPLIED TO ALL SHRUBS (1/3 LB. PER 3 GAL. POT, 1/4 LB. PER 1 GAL. POT) AND GROUNDCOVER. THE SAME FERTILIZER MIXTURE SHALL BE USED ON SOD AT A RATE OF 16 LBS. PER 1000 SQUARE FEET. A FOURTEEN PERCENT (14%) NITROGEN, FOURTEEN PERCENT (14%) PHOSPHOROUS AND FOURTEEN PERCENT (14%) POTASSIUM IS REQUIRED ON ALL TREES AND SHRUBS OVER 5'-0" IN HEIGHT (1/2 LB. PER 5'-0" OF SPREAD). AGRIFORM TABLETS WITH TWENTY PERCENT (20%) NITROGEN, TEN PERCENT (10%) PHOSPHOROUS, FIVE PERCENT (5%) POTASSIUM IN 2 GRAM SIZES SHALL BE APPLIED ALONG WITH THE FERTILIZER PROCESS (1 WITH 1 GAL. PLANTS, 2 WITH 3 GAL. PLANTS AND 2 TABLETS PER 1" OF TREE TRUNK CALIPER). BACK FILL HALF-WAY UP THE ROOT BALL. PLACE ABOUT ONE INCH (1") FROM ROOT TIPS. MAGNESIUM SULFATE SHALL BE APPLIED TO ALL PALMS AT INSTALLATION AT A RATE OF 1/2 LB. PER INCH OF TRUNK CALIPER. MANGANESE SHALL BE APPLIED AT THE SAME RATE.

MULCH:

MULCH MATERIAL SHALL BE SHREDDED CYPRESS MULCH OR APPROVED EQUAL, MOISTENED AT THE TIME OF APPLICATION TO PREVENT WIND DISPLACEMENT. MULCH SHALL BE APPLIED TO A MINIMUM 3" DEPTH IN PLANTING BEDS.

SOD:

THE SOD SHALL BE FREE FROM WEEDS, FUNGUS, INSECTS AND DISEASES OF ANY KIND, CLEAN, STRONGLY ROOTED, UNIFORMLY SIZED STRIPS, MACHINE STRIPPED NOT MORE THAN TWENTY-FOUR (24) HOURS PRIOR TO LAYING.

SUBSTITUTION:

NO SUBSTITUTION OF PLANT MATERIAL TYPES OR SIZES WILL BE ALLOWED WITHOUT WRITTEN AUTHORIZATION FROM THE OWNER. CONTAINER GROWN MATERIAL WILL NOT BE ACCEPTED AS SUBSTITUTE FOR BB MATERIAL UNLESS PREVIOUSLY APPROVED. INTENDED SUBSTITUTIONS SHALL BE SPELLED OUT IN BID.

MEASUREMENTS:

- SHADE TREES: HEIGHT SHALL BE MEASURED FROM GROUND TO THE AVERAGE BRANCH HEIGHT OF CANOPY. SPREAD SHALL BE MEASURED TO THE END OF THE BRANCHING EQUALLY AROUND THE CROWN FROM THE CENTER OF THE TRUNK. MEASUREMENTS ARE NOT TO INCLUDE ANY TERMINAL GROWTH. SINGLE TRUNK TREES SHALL BE FREE OF "V" CROTCHES THAT COULD BE POINTS OF WEAK LIMB STRUCTURE OR DISEASE INFESTATION.
- SHRUBS: HEIGHT SHALL BE MEASURED FROM THE GROUND TO THE AVERAGE POINT WHERE MATURE PLANT GROWTH STOPS. SPREAD SHALL BE MEASURED TO THE END OF BRANCHING EQUALLY AROUND THE SHRUB MASS. MEASUREMENT AREA NOT TO INCLUDE ANY TERMINAL GROWTH.
- PALMS: CLEAR TRUNK (C.T.) SHALL BE MEASURED FROM THE GROUND AT TIME OF INSTALLATION TO THE POINT WHERE THE MATURE AGED TRUNK JOINS THE IMMATURE OR GREEN PORTION OF THE TRUNK OR HEAD. OVERALL HEIGHT (O.A.) SHALL BE MEASURED FROM THE GROUND AT THE TIME OF INSTALLATION TO THE AVERAGE FROND HEIGHT. PALMS WITH MARRED OR BURNED TRUNKS WILL NOT BE ACCEPTED.

PLANTING SOIL AND BACKFILL:

PLANTING SOIL FOR USE IN PREPARING BACKFILL FOR PLANT PITS SHALL BE A FERTILE, FRIABLE AND NATURAL TOPSOIL, WITHOUT MIXTURE OF SUBSOIL MATERIALS, AND SHALL BE FREE FROM HEAVY CLAY, STONES, LIME, LUMPS, SHELLS, PLANTS, ROOTS OR OTHER FOREIGN MATERIALS, WEEDS, OR NOXIOUS GRASSES (SUCH AS BERMUDA OR NUT GRASS). IT SHALL NOT CONTAIN TOXIC SUBSTANCES WHICH MAY BE HARMFUL TO THE PLANT GROWTH.

BACKFILL FOR SOD AREAS SHALL BE SUBJECT TO LESSER STANDARDS AT THE DISCRETION AND DECISION OF THE OWNER.

EXISTING TOPSOIL SHALL BE USED IN ALL PLANT MATERIAL PITS EXCEPT SABAL PALMS WHERE THE SOIL SHALL CONSIST OF CLEAN SAND.

PLANTING SOIL FOR USE IN BEDS FOR ANNUALS AND/OR PERENNIALS SHALL CONTAIN ONE-THIRD (1/3) POTTING SOIL OR A BLENDED TOPSOIL, TILL INTO TOP 10" - 12" OF SOIL WITH A TIME-RELEASE FERTILIZER.

PLANT MATERIALS:

- PALMS, TREES, SHRUBS, GROUNDCOVERS AND VINES
- PLANT SPECIES AND SIZE SHALL CONFORM TO THOSE INDICATED ON THE DRAWINGS. NOMENCLATURE SHALL CONFORM TO "STANDARDIZED PLANT NAMES", 1942 EDITION. ALL NURSERY STOCK SHALL BE IN ACCORDANCE WITH "GRADE" AND "STANDARDS FOR NURSERY PLANTS PARTS I & II", LATEST EDITION PUBLISHED BY THE FLORIDA DEPARTMENT OF AGRICULTURE AND CONSUMER SERVICES. UNLESS SPECIFIED OTHERWISE, ALL PLANTS SHALL BE FLORIDA GRADE NUMBER 1 OR BETTER AS DETERMINED BY THE FLORIDA DIVISION OF PLANT INDUSTRY. SPECIMEN MEANS AN EXCEPTIONALLY HEAVY, SYMMETRICAL TIGHTLY KNIT PLANT, SO TRAINED OR FAVORED IN ITS DEVELOPMENT THAT FIRST APPEARANCE IS UNQUESTIONABLE AND OUTSTANDINGLY SUPERIOR IN FORM, NUMBER OF BRANCHES, COMPACTNESS AND SYMMETRY. ALL PLANTS SHALL BE FRESHLY DUG, SOUND, HEALTHY, VIGOROUS, WELL BRANCHED AND FREE OF DISEASE AND INSECT EGGS AND LARVAE AND SHALL HAVE ADEQUATE ROOT SYSTEMS. TREES FOR PLANTING ROWS SHALL BE UNIFORM IN SIZE AND SHAPE. ALL MATERIALS SHALL BE SUBJECT TO APPROVAL BY THE OWNER. WHERE REQUIREMENTS ARE OMITTED FROM THE PLANT LIST, THE PLANTS FURNISHED SHALL BE NORMAL FOR THE VARIETY AND FLORIDA NUMBER 1. PLANTS SHALL BE PRUNED PRIOR TO DELIVERY ONLY UPON THE APPROVAL OF THE OWNER.

CONTAINER GROWN STOCK:

- ALL CONTAINER GROWN MATERIAL SHALL BE HEALTHY, VIGOROUS, WELL-ROOTED PLANTS AND ESTABLISHED IN THE CONTAINER IN WHICH THEY ARE SOLD. THE PLANTS SHALL HAVE TOPS OF GOOD QUALITY AND BE IN A HEALTHY GROWING CONDITION.
- AN ESTABLISHED CONTAINER GROWN PLANT SHALL BE TRANSPLANTED INTO A CONTAINER AND GROWN IN THAT CONTAINER SUFFICIENTLY LONG ENOUGH FOR THE NEW FIBROUS ROOTS TO HAVE DEVELOPED SO THAT THE ROOT MASS WILL RETAIN ITS SHAPE AND HOLD TOGETHER WHEN REMOVED FROM THE CONTAINER.

WARRANTY:

WARRANTY PLANTS, SHRUBS AND GROUNDCOVERS FOR A PERIOD OF NINETY (90) DAYS. TREES & PALMS FOR ONE YEAR (1) AGAINST UN-HEALTHY CONDITION, EXCEPT AS MAY RESULT FROM NEGLECT BY OWNER, DAMAGE BY OTHERS, AND UNUSUAL PHENOMENA BEYOND INSTALLER'S CONTROL. REPLACE AT TIME REQUESTED BY THE OWNER OR LANDSCAPE ARCHITECT.

MAINTENANCE:

MAINTAIN LANDSCAPE WORK UNTIL THE LETTER OF SUBSTANTIAL COMPLETION BY THE GENERAL CONTRACTOR. INCLUDE WATERING, WEEDING, CULTIVATING, RESTORATION OF GRADE, MOWING AND TRIMMING GRASS, PRUNING TREES AND SHRUBS, PROTECTION FROM INSECTS AND DISEASES, FERTILIZATION AND SIMILAR OPERATIONS AS NEEDED TO ENSURE NORMAL GOOD HEALTH FOR LIVE PLANT MATERIAL.

ENVIRONMENT
DESIGN
GROUP

139 North County Road S#20-B Palm Beach, FL 33480
Phone: 561.832.4600 Mobile: 561.313.4424

Landscape Architecture
Land Planning
Landscape Management

Dustin M. Mizell, M.L.A. #6666784
Dustin@environmentdesigngroup.com

Private Residence
599 S County Road
Palm Beach

JOB NUMBER: 22163.00 LA
DRAWN BY: Dustin Mizell
DATE: 04.11.23
11.07.23 REV.
04.15.24

SHEET L6.0

COPYRIGHT: 2022
The following drawings are instruments of service to the Landscape Architect. They are not products of design. All ideas, designs, arrangements and plans indicated or represented by this/these drawings are owned by and the property of the designer, and were created, evolved and developed for use on and in connection with this project. None of such ideas, designs, arrangements or plans shall be used by or disclosed to any person, firm or corporation without the written permission of the Landscape Architect.

DISCLAIMER: 2022
Construction, as the term is generally understood, and that ENVIRONMENT DESIGN GROUP does not provide landscape architectural services during construction, including on-site monitoring, site visits, shop drawing review, design clarification, etc., the client agrees to indemnify and hold harmless ENVIRONMENT DESIGN GROUP from any liability arising from acts or omissions in the performance of said services during construction by the client, and his/her agents, employees, or subcontractors.

48 HOURS BEFORE DIGGING
CALL TOLL FREE
1-800-432-4770
SUNSHINE STATE ONE CALL
OF FLORIDA, INC.

shrub & ground cover layout

Planting Details & Specifications

ARC-23-039

Lighting Schedule

SYMBOL	DESCRIPTION	QTY.
▲ UL	UPLIGHT - AURORALIGHT - HSL16-R TELLURIDE BRASS - 8 WATTS - LED 2700K	22
○ WL	WELL LIGHT - AURORALIGHT - LWL5 LIGH-THAUS BRASS FINISH - 9 WATTS - LED 2700K	29
└ PL	PATH LIGHT - AURORALIGHT - LPL8 - CORONA BRASS FINISH - 4.5 WATTS - LED 2700K	12
○ WL-A	WELL LIGHT - AURORALIGHT - LMWL MICRO BRASS FINISH - 3 WATTS - LED 2700K	4



UP LIGHT



WELL LIGHT

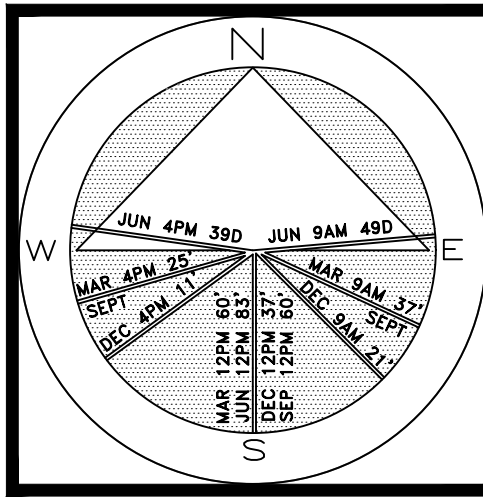


PATH LIGHT



WELL LIGHT - A

Private Residence
599 S County Road
Palm Beach



JOB NUMBER: 22163.00 LA
DRAWN BY: Grace Walton
James Aparicio
DATE: 04.11.23
11.07.23 REV.
04.15.24

SHEET L7.0

64 sf.

AREA IN SQ.FT.

COPYRIGHT: 2022
The following drawings are instruments of service to the Landscape Architect. They are not products of design. All ideas, designs, arrangements and plans indicated or represented by this/these drawings are owned by and the property of the designer, and were created, evolved and developed for use on and in connection with this project. None of such ideas, designs, arrangements or plans shall be used by or disclosed to any person, firm or corporation without the written permission of the Landscape Architect.

DISCLAIMER: 2022
Construction, as the term is generally understood, and that ENVIRONMENT DESIGN GROUP does not provide landscape architectural services during construction, including on-site monitoring, site visits, shop drawing review, design clarification, etc., the client agrees to indemnify and hold harmless ENVIRONMENT DESIGN GROUP from any liability arising from acts or omissions in the performance of said services during construction by the client, and his/her agents, employees, or subcontractors.

48 HOURS BEFORE DIGGING
CALL TOLL FREE
1-800-432-4770
SUNSHINE STATE ONE CALL
OF FLORIDA, INC.

ARC-23-039
Landscape Lighting Plan

SCALE IN FEET 0' 8' 16' 24'