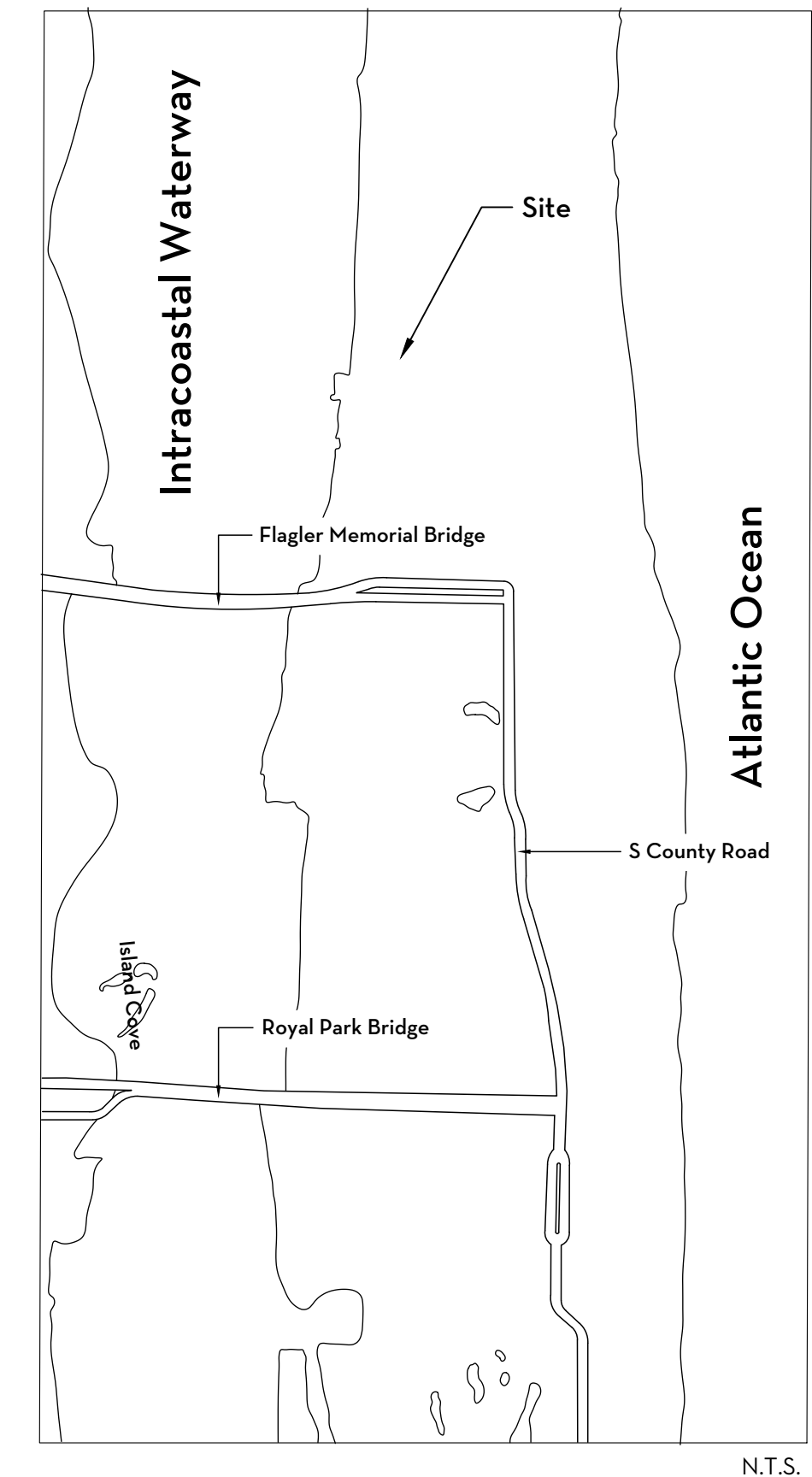


# 264 DUNBAR ROAD RESIDENCE

PALM BEACH, FL.


**RECEIVED**

By yfigueroa at 8:37 am, Mar 12, 2024



## SHEET LEGEND:

- LP<sub>1</sub> - PREVIOUSLY PRESENTED RENDERED PLAN
- LP<sub>1</sub> - CURRENTLY PROPOSED RENDERED PLAN
- EL<sub>1</sub> - RENDERED ELEVATION:  
PREVIOUSLY PRESENTED + CURRENTLY PROPOSED
- EX<sub>1</sub> - EXISTING PLAN
- DM<sub>1</sub> - DEMOLITION PLAN
- SITE - OVERALL SITE PLAN
- L<sub>1</sub> - HARDSCAPE PLAN
- L<sub>2</sub> - MATERIALS
- LP<sub>1</sub> - LANDSCAPE PLAN
- LP<sub>2</sub> - LANDSCAPE PLANT SCHEDULE + PLANTING DETAILS
- OS<sub>1</sub> - OVERALL: OPEN SPACE DIAGRAM
- OS<sub>2</sub> - FRONT: OPEN SPACE DIAGRAM
- OS<sub>3</sub> - SIDES: OPEN SPACE DIAGRAM
- OS<sub>4</sub> - NATIVE: OPEN SPACE DIAGRAM
- CSR - CONSTRUCTION SCREENING PLAN
- PREVIOUSLY PRESENTED SET



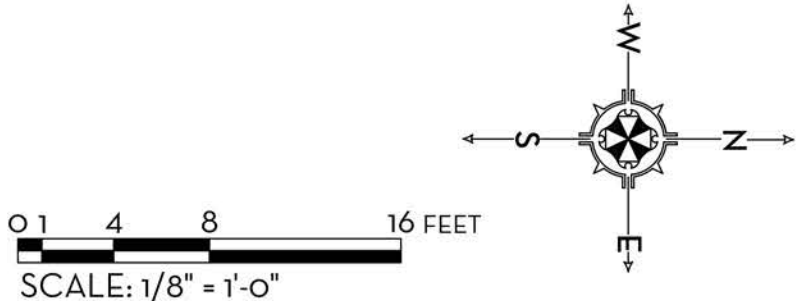
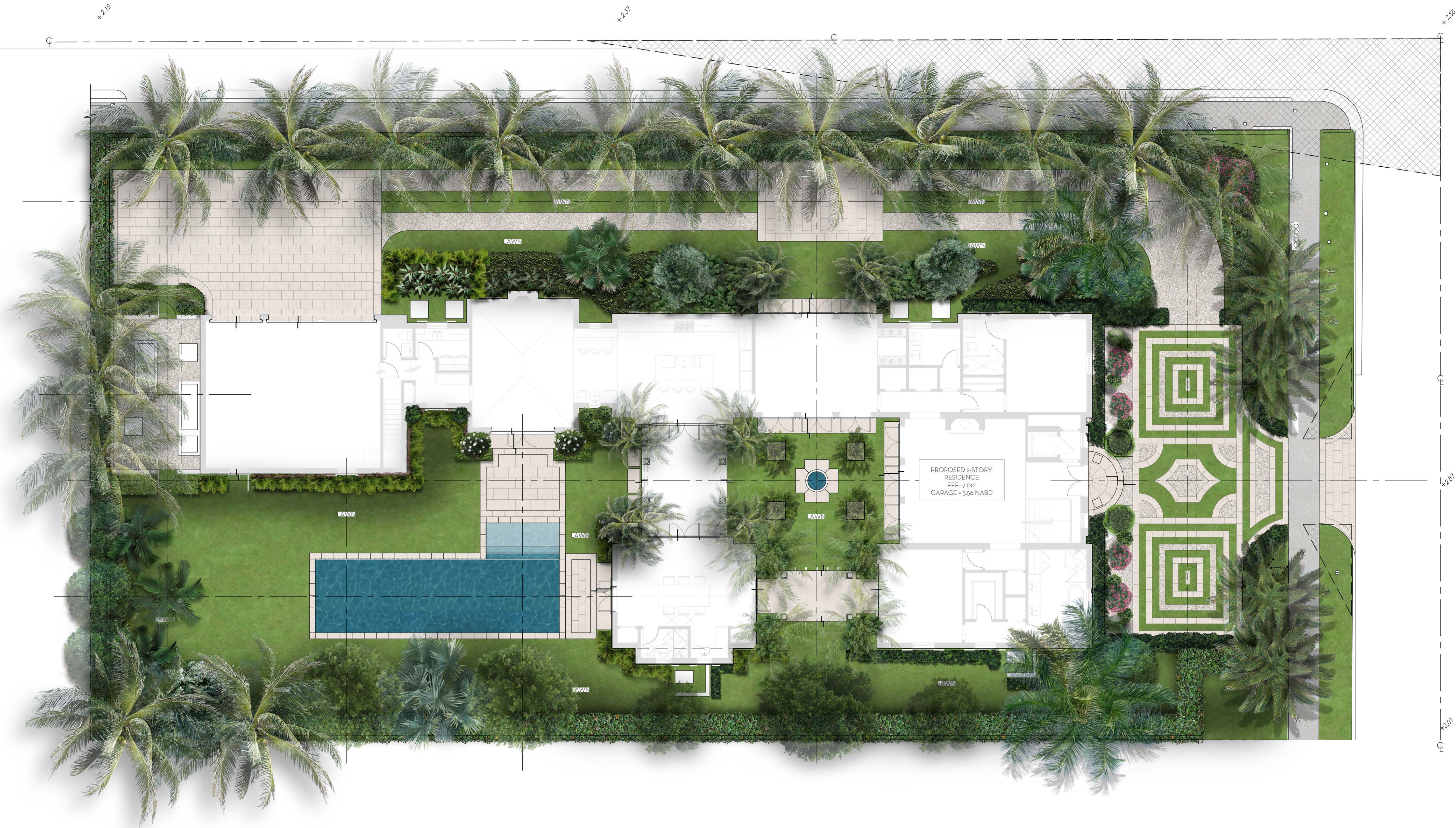
NIEVERA WILLIAMS  
DESIGN

625 N. Flagler Drive  
Suite 502  
West Palm Beach, FL 33401  
P: 561-659-2820  
F: 561-659-2113  
nieverawilliams.com



PREVIOUSLY PRESENTED


SECOND SUBMITTAL



MARIO F. NIEVERA  
State of Florida  
Landscape Architect  
Registration No.  
6666856

LANDSCAPE PLAN  
**RESIDENCE**  
264 DUNBAR ROAD, PALM BEACH, FL

26 JAN 2024  
3 JAN 2024  
20 NOV 2023  
13 NOV 2023



NIEVERA WILLIAMS  
DESIGN

625 N. Flagler Drive  
Suite 502  
West Palm Beach, FL 33401  
P: 561-659-2820  
F: 561-659-2113

NIEVERAWILLIAMS.COM

**LP1**  
ARCOM-24-008

SCALE: 1/8" = 1'-0"



CURRENTLY PROPOSED


FINAL SUBMITTAL



MARIO F. NIEVERA  
State of Florida  
Landscape Architect  
Registration No.  
6666856

LANDSCAPE PLAN  
**RESIDENCE**  
264 DUNBAR ROAD, PALM BEACH, FL

11 MAR 2024  
26 JAN 2024  
3 JAN 2024  
20 NOV 2023  
13 NOV 2023

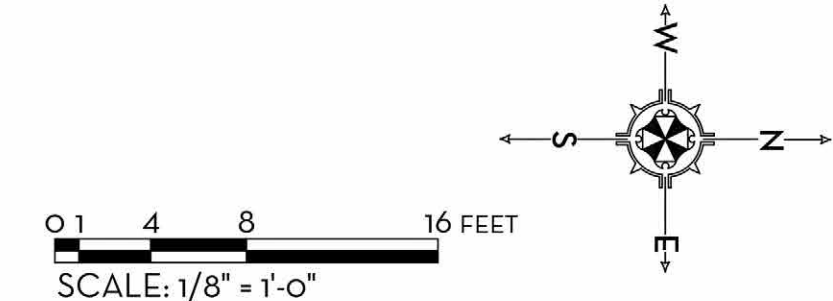


NIEVERA WILLIAMS  
DESIGN

625 N. Flagler Drive  
Suite 502  
West Palm Beach, FL 33401  
P: 561-659-2820  
F: 561-659-2113

NIEVERAWILLIAMS.COM

**LP1**  
ARCOM-24-008



SCALE: 1/8" = 1'-0"




MARIO F. NIEVERA

State of Florida  
Landscape Architect  
Registration No.  
6666856

SCALE: AS SHOWN

ELEVATION PLAN  
**RESIDENCE**  
264 DUNBAR ROAD, PALM BEACH, FL

11 MAR 2024  
26 JAN 2024  
3 JAN 2024  
20 NOV 2023  
13 NOV 2023



NIEVERA WILLIAMS  
DESIGN

625 N. Flagler Drive  
Suite 502  
West Palm Beach, FL 33401  
P: 561-659-2820  
F: 561-659-2113

NIEVERAWILLIAMS.COM

**EL1**

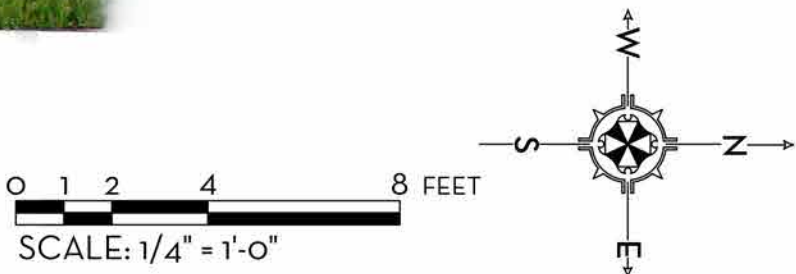
ARCOM-24-008



NORTH ELEVATION PREVIOUSLY PRESENTED

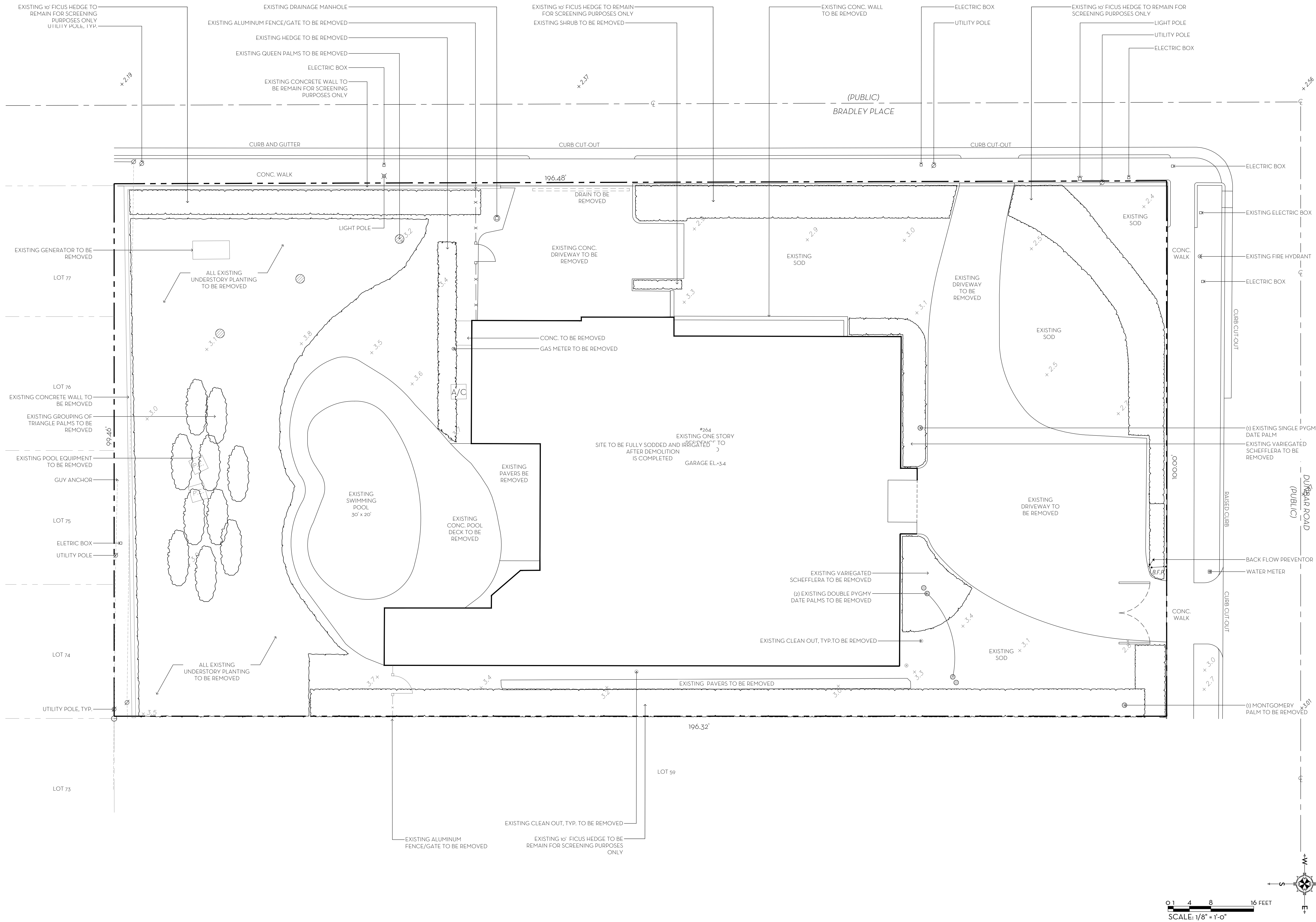


NORTH ELEVATION PROPOSED





CURRENTLY PROPOSED




MARIO F. NIEVERA

State of Florida  
Landscape Architect  
Registration No.  
6666856

EXISTING SITE PLAN  
**RESIDENCE**  
264 DUNBAR ROAD, PALM BEACH, FL.

11 MAR 2024  
26 JAN 2024  
3 JAN 2024  
20 NOV 2023



NIEVERA WILLIAMS  
DESIGN

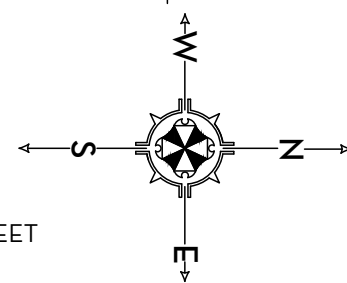
625 N. Flagler Drive  
Suite 502  
West Palm Beach, FL 33401  
P: 561-659-2820  
F: 561-659-2113

NIEVERAWILLIAMS.COM

**EX1**  
ARCOM-24-008

SCALE: 1/8" = 1'-0"

0 4 8 16 FEET  
SCALE: 1/8" = 1'-0"





CURRENTLY PROPOSED




MARIO F. NIEVERA

State of Florida  
Landscape Architect  
Registration No.  
6666856

DEMOLITION PLAN  
**RESIDENCE**  
264 DUNBAR ROAD, PALM BEACH, FL.

11 MAR 2024  
26 JAN 2024  
3 JAN 2024  
20 NOV 2023  
13 NOV 2023



NIEVERA WILLIAMS  
DESIGN

625 N. Flagler Drive  
Suite 502  
West Palm Beach, FL 33401  
P: 561-659-2820  
F: 561-659-2113

NIEVERAWILLIAMS.COM

**DM1**

ARCOM-24-008

SCALE: 1/8" = 1'-0"



CURRENTLY PROPOSED

State of Florida  
Landscape Architect  
Registration No.  
6666856


SCALE: 1/8" = 1'-0"

**SITE PLAN**

**RESIDENCE**

264 DUNBAR ROAD, PALM BEACH, FL.

11 MAR 2024  
26 JAN 2024  
3 JAN 2024  
20 NOV 2023  
13 NOV 2023



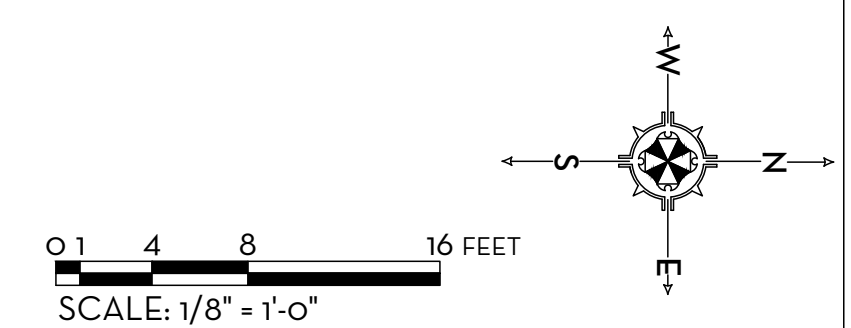
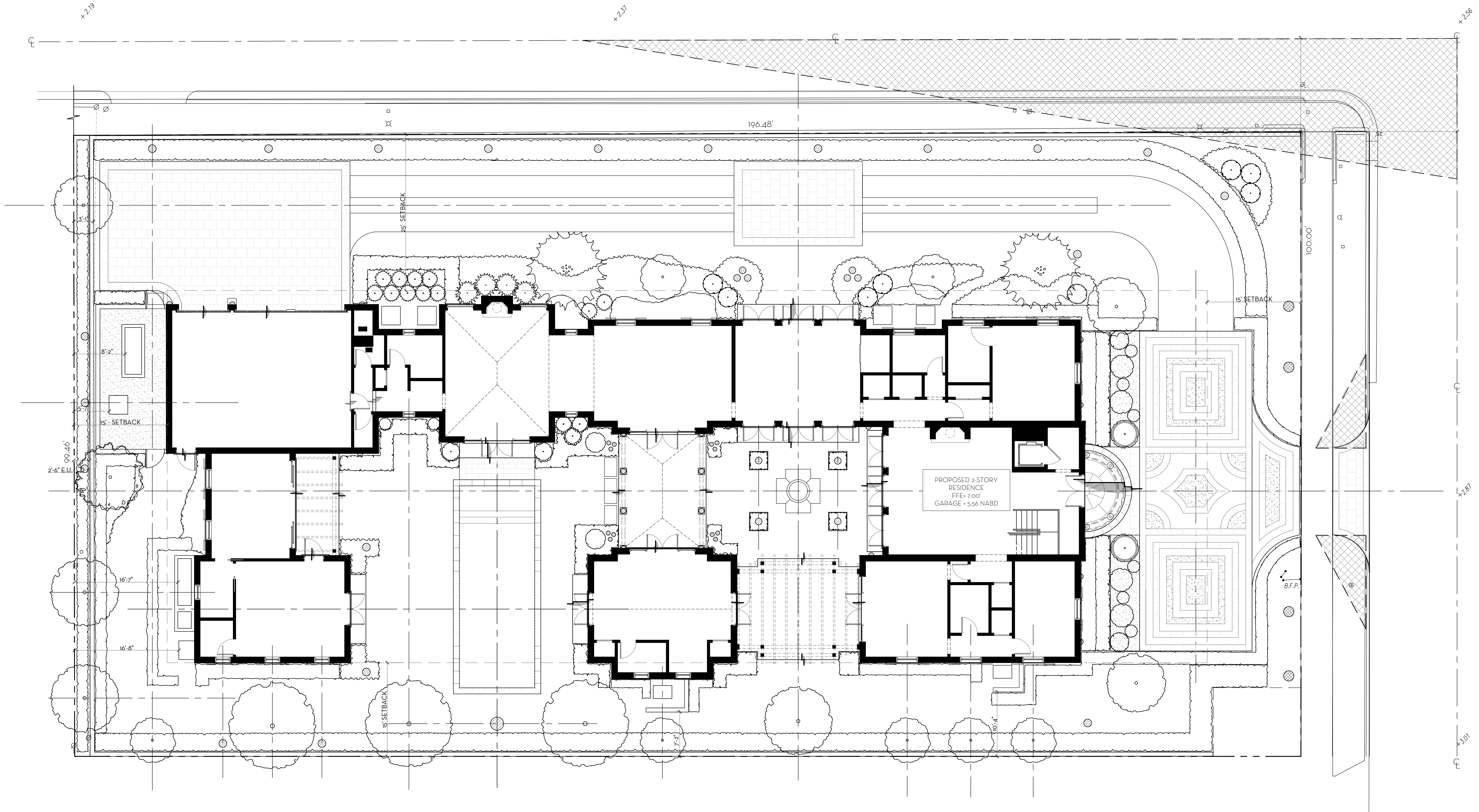
NIEVERA WILLIAMS  
DESIGN

625 N. Flagler Drive  
Suite 502  
West Palm Beach, FL 33401  
P: 561-659-2820  
F: 561-659-2113

NEVERAWILLIAMS.COM

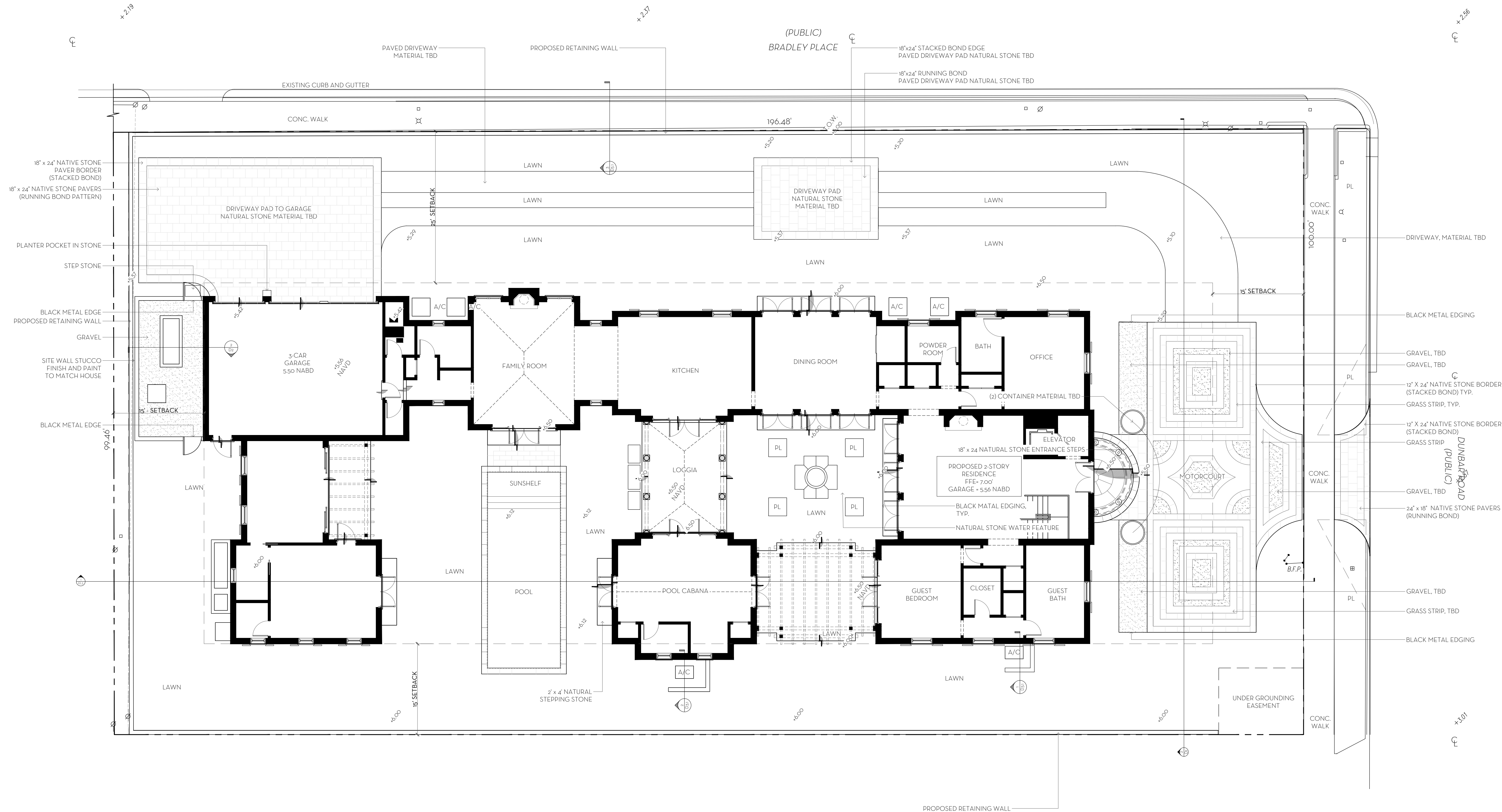
# SITE

ARCOM-24-008





CURRENTLY PROPOSED



OVERALL R-B SITE CALCULATIONS:

|                    |        |       |        |
|--------------------|--------|-------|--------|
| SITE AREA =        | 10,595 | SQ FT | 100%   |
| MINIMUM LANDSCAPE: |        |       |        |
| REQUIRED =         | 8,818  | SQ FT | 45%    |
| EXISTING =         | 9,700  | SQ FT | 49.5%  |
| PROPOSED =         | 10,062 | SQ FT | 51.34% |

FRONT SETBACK SITE CALCULATIONS:

|                    |       |       |       |
|--------------------|-------|-------|-------|
| 25' SETBACK AREA = | 2,500 | SQ FT | 100%  |
| MINIMUM LANDSCAPE: |       |       |       |
| REQUIRED =         | 1,000 | SQ FT | 40%   |
| EXISTING =         | 1,669 | SQ FT | 66.7% |
| PROPOSED =         | 1,300 | SQ FT | 52%   |

10' PERIMETER SITE CALCULATIONS:

|                    |       |       |       |
|--------------------|-------|-------|-------|
| PERIMETER AREA =   | 5,524 | SQ FT |       |
| MINIMUM LANDSCAPE: |       |       |       |
| REQUIRED =         | 2,262 | SQ FT | 41%   |
| EXISTING =         | 4,586 | SQ FT | 82.8% |
| PROPOSED =         | 4,082 | SQ FT | 73.9% |


MARIO F. NIEVERA

State of Florida  
Landscape Architect  
Registration No.  
6666856

HARDSCAPE PLAN  
RESIDENCE

264 DUNBAR ROAD, PALM BEACH, FL

11 MAR 2024  
26 JAN 2024  
3 JAN 2024  
20 NOV 2023  
13 NOV 2023



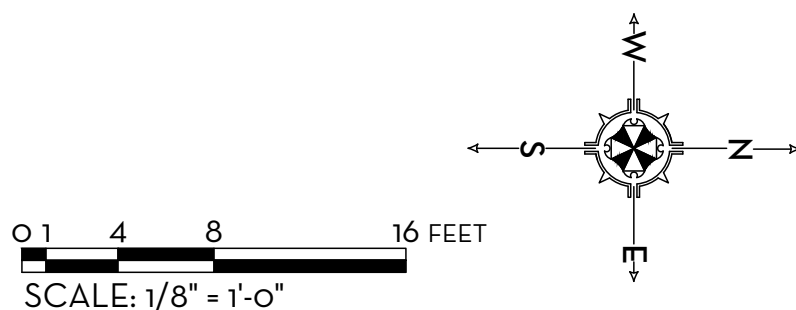
NIEVERA WILLIAMS  
DESIGN

625 N. Flagler Drive  
Suite 502  
West Palm Beach, FL 33401  
P: 561-659-2820  
F: 561-659-2113

NIEVERAWILLIAMS.COM

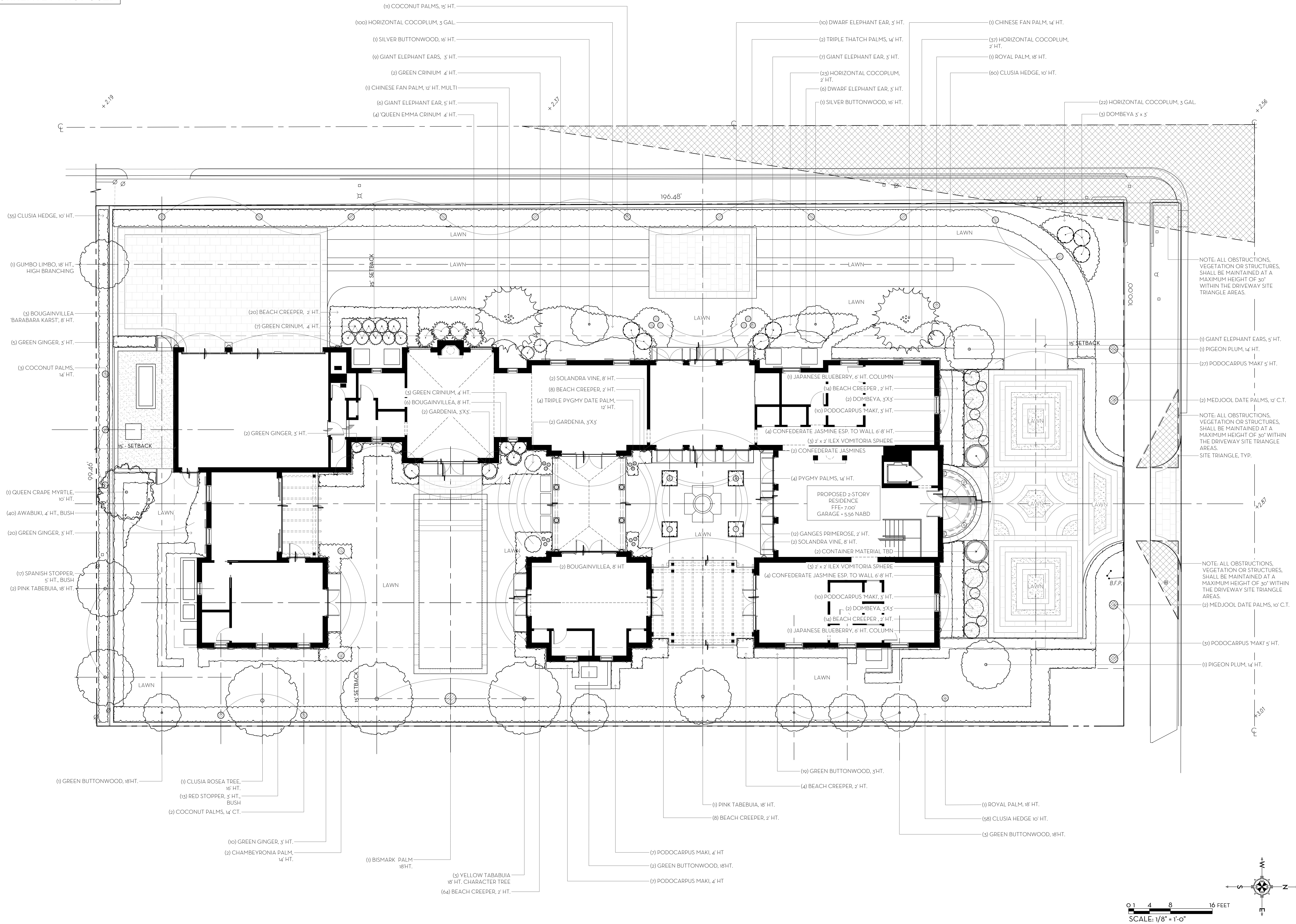
ARCOM-24-008

SCALE: 1/8" = 1'-0"





CURRENTLY PROPOSED




State of Florida  
Landscape Architect  
Registration No.  
6666856

LANDSCAPE PLAN  
**RESIDENCE**  
264 DUNBAR ROAD, PALM BEACH, FL.

264 DUNBAR ROAD, PALM BEACH, FL.

26 JAN 2024  
3 JAN 2024  
20 NOV 2023  
13 NOV 2023



NIEVERA WILLIAMS  
DESIGN

625 N. Flagler Drive  
Suite 502  
West Palm Beach, FL 33401  
P: 561-659-2820  
F: 561-659-2113


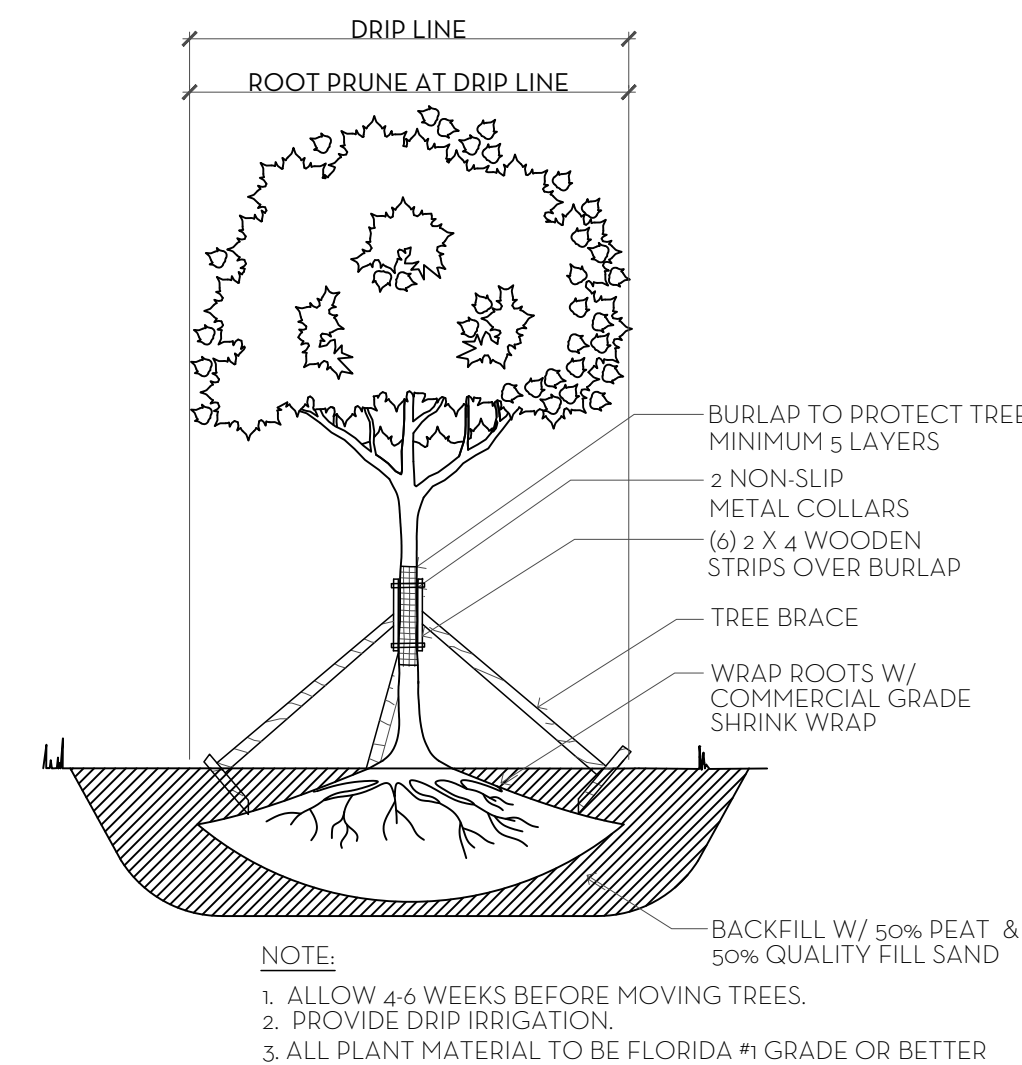
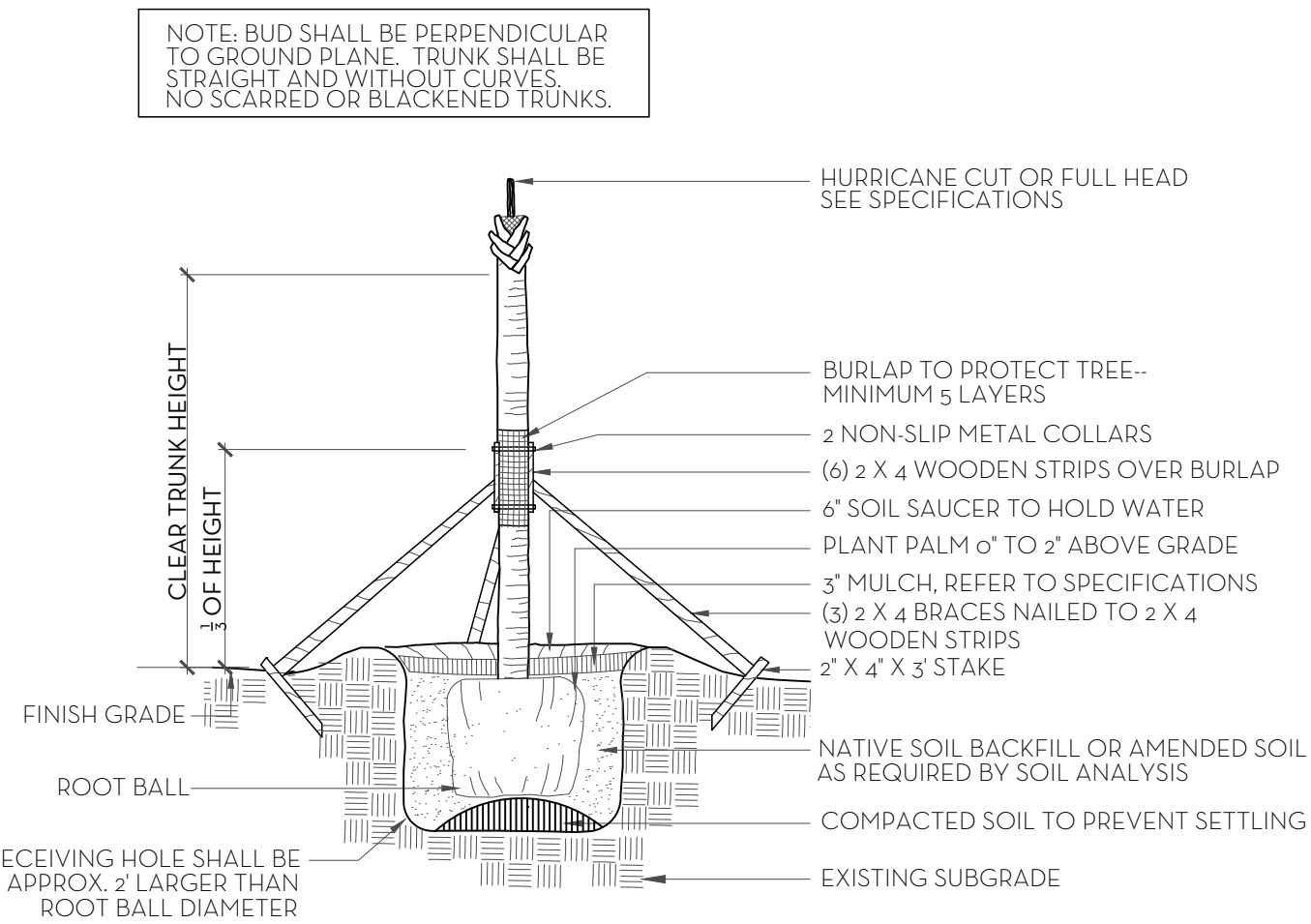
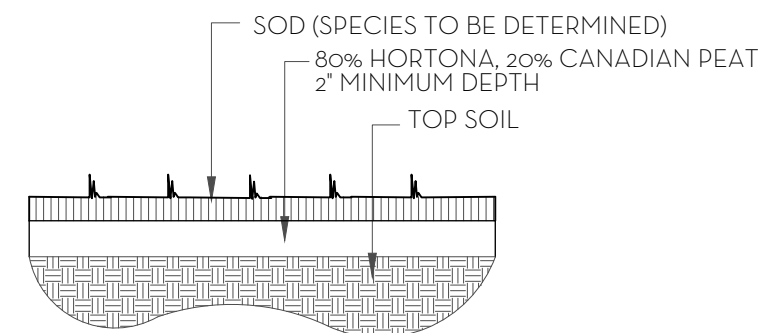
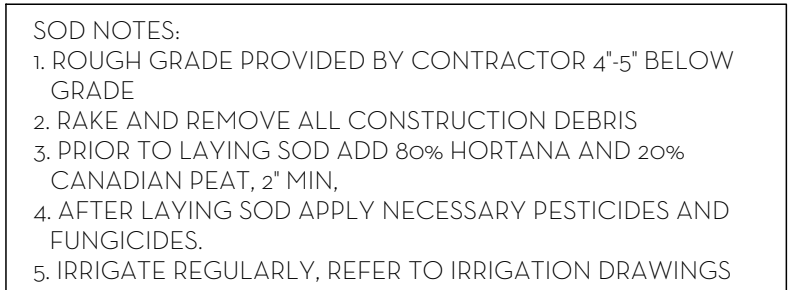
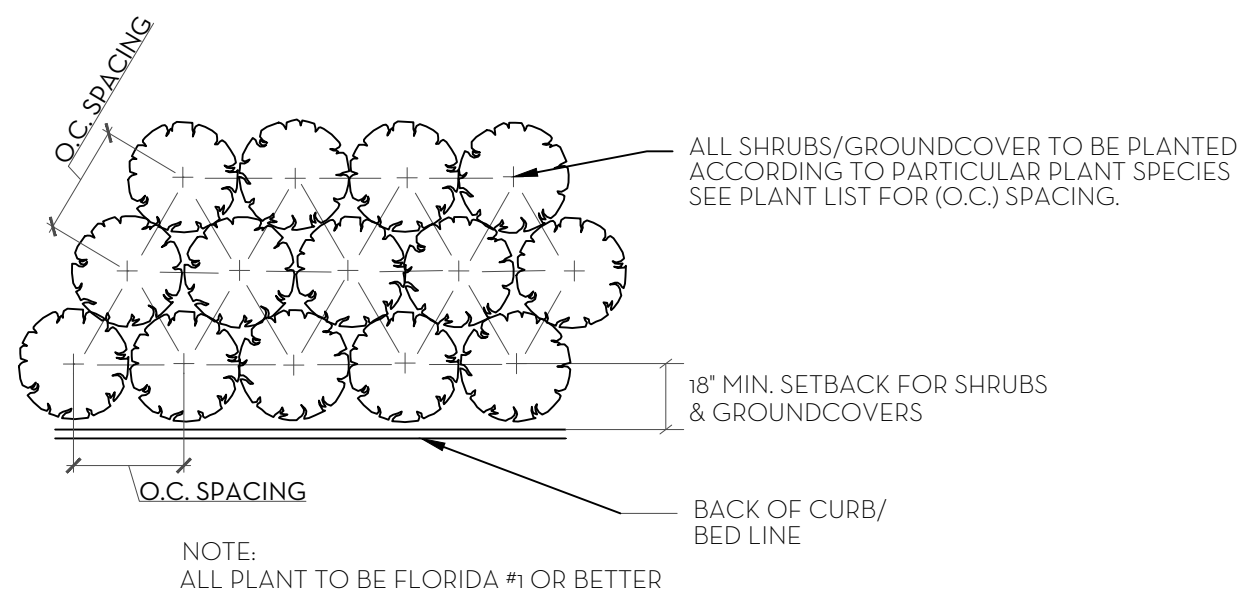
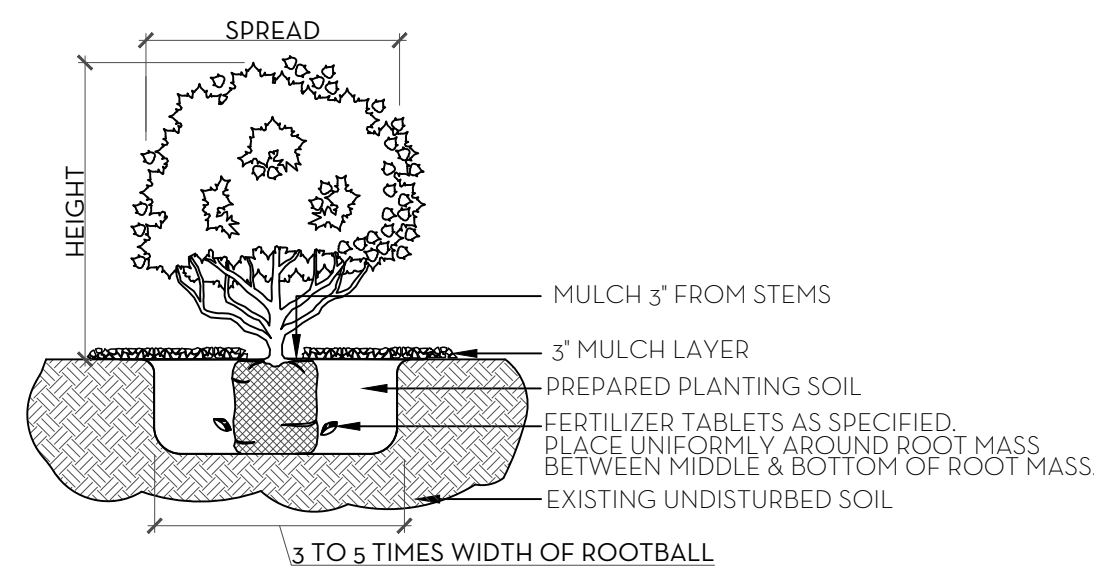
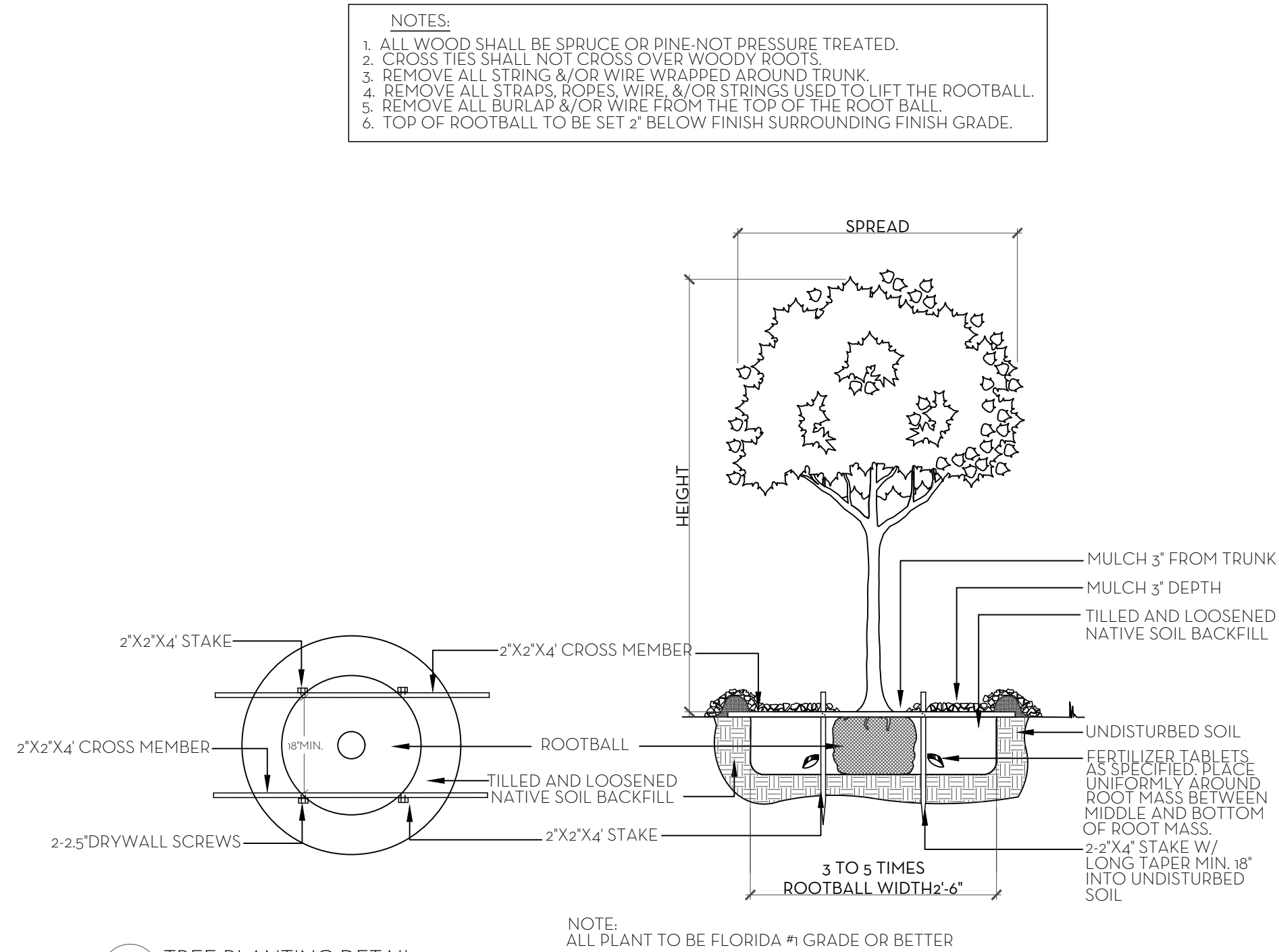
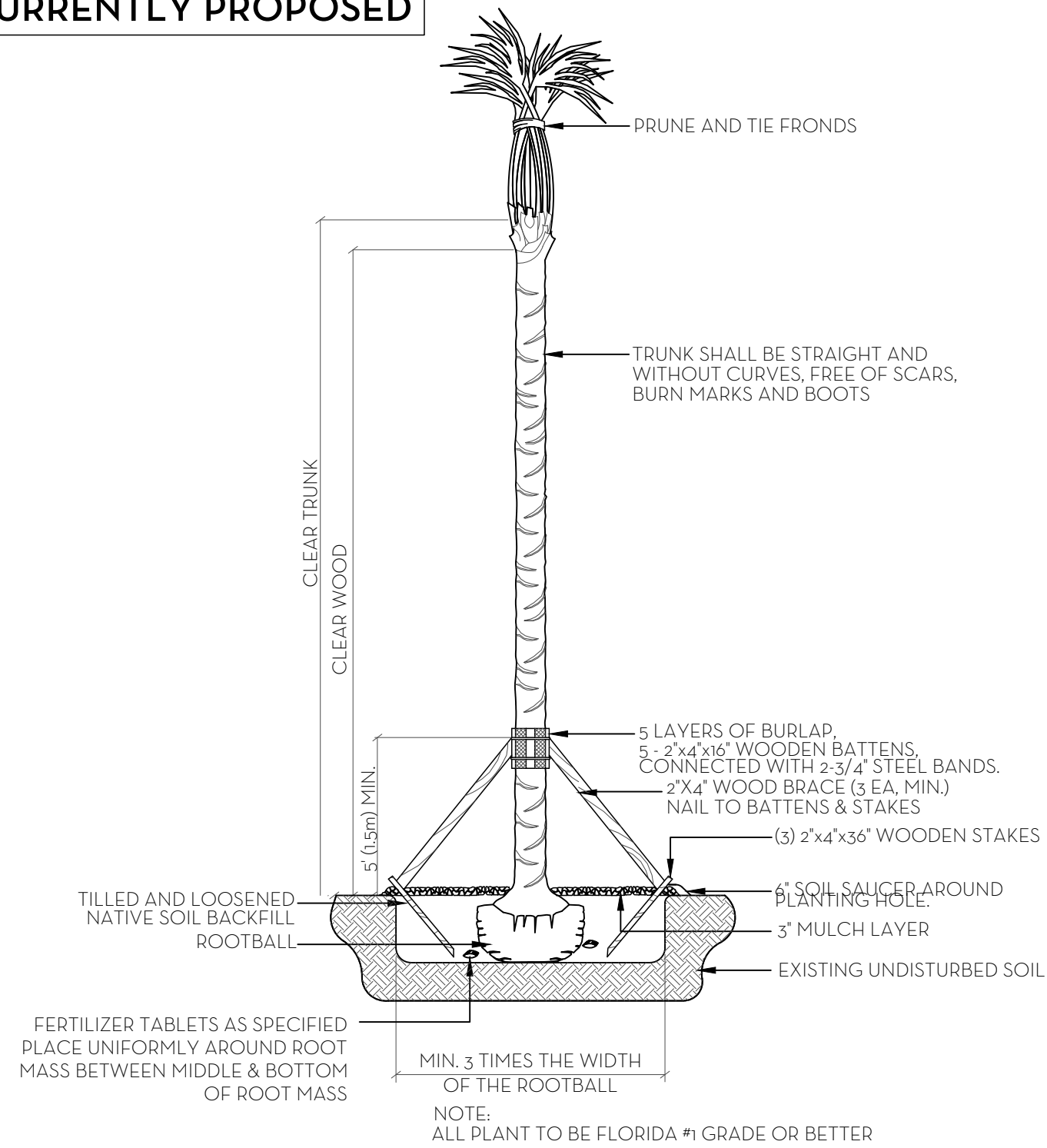
NEVERAWILLIAMS.COM

LP1  
ARCOM-24-008

SCALE: 1/8" = 1'-0"



CURRENTLY PROPOSED



## FERTILIZATION

ALL TREES AND SHRUBS SHALL BE FERTILIZED WITH "AGRIFORM" 20-10-15 PLANTING MIXTURE. THE TIME OF INSTALLATION AND PRIOR TO COMPLETION OF PIT BACKFILLING, TABLETS SHALL BE PLACED UNIFORMLY AROUND THE ROOT MASS OF A DEPTH THAT IS BETWEEN THE MIDDLE AND BOTTOM OF THE ROOT MASS.

APPLICATION RATE:

|               |                     |
|---------------|---------------------|
| 1 GALLON CAN: | 1 - 21 GRAM TABLET  |
| 3 GALLON CAN: | 2 - 21 GRAM TABLETS |
| 5 GALLON CAN: | 3 - 21 GRAM TABLETS |
| 7 GALLON CAN: | 4 - 21 GRAM TABLETS |

TREES: 3 - 21 GRAM TABLETS EACH 1/2" OF CALIPER  
PALMS: 7 - 21 GRAM TABLETS

## GROUND COVER AREAS

ALL GROUND COVER SHALL RECEIVE FERTILIZATION WITH "OZMOCOTE" TIME RELEASE FERTILIZER AS PER MANUFACTURER'S SPECIFICATIONS.

|  |                                      |          |        |                         |  |  |                 |          |
|--|--------------------------------------|----------|--------|-------------------------|--|--|-----------------|----------|
| <div><div><div>N</div><div>W</div></div><div></div></div> <div>NIEVERA WILLIAMS<br/>DESIGN</div> |                                      |          |        |                         |  |  | 264 DUNBAR ROAD | 3/8/2024 |
| Landscape Material Schedule  |                                      |          |        |                         |  |  |                 |          |
| Common Name  | Botanical Name                       | Quantity | Native | Specification           |  |  |                 |          |
| PALMS  |                                      |          |        |                         |  |  |                 |          |
| BISMARCK PALM  | Bismarckia nobilis                   | 1        |        | 18' HT.                 |  |  |                 |          |
| CHAMBEYRONIA PALM  | Chambeyronia macrocarpa              | 2        |        | 14' HT.                 |  |  |                 |          |
| CHINESE FAN PALM   | Livistona chinensis                  | 1        |        | 12' C.T. MULTI          |  |  |                 |          |
| CHINESE FAN PALM   | Livistona chinensis                  | 1        |        | 12' C.T.                |  |  |                 |          |
| COCONUT PALM   | Cocos nucifera                       | 5        |        | 14' HT.                 |  |  |                 |          |
| COCONUT PALM   | Cocos nucifera                       | 11       |        | 15' HT.                 |  |  |                 |          |
| MEDJOO PALM  | Phoenix dactylifera                  | 4        |        | 12' C.T.                |  |  |                 |          |
| ROYAL PALM   | Roystonea regia                      | 2        | *      | 18' HT.                 |  |  |                 |          |
| SINGLE PYGMY DATE PALM   | Phoenix roebelenii                   | 4        |        | 14' HT.                 |  |  |                 |          |
| TRIPLE PYGMY DATE PALM   | Phoenix roebelenii                   | 4        |        | 12' HT.                 |  |  |                 |          |
| TRIPLE THATCH PALM   | Thrinax radiata                      | 2        |        | 14' HT.                 |  |  |                 |          |
| TREES  |                                      |          |        |                         |  |  |                 |          |
| AUTOGRAPH TREE   | Clusia rosea                         | 1        |        | 16' HT.                 |  |  |                 |          |
| GREEN BUTTONWOOD   | Conocarpus erectus                   | 6        | *      | 18' HT.                 |  |  |                 |          |
| GUMBO LIMBO  | Bursera simaruba                     | 1        | *      | 18' HT., HIGH BRANCHING |  |  |                 |          |
| JAPANESE BLUEBERRY TREE  | Elaeocarpus decipiens                | 2        |        | 6' HT., COLUMN, FTB     |  |  |                 |          |
| PIGEON PLUM  | Coccoloba diversifolia               | 2        | *      | 14' HT., STD            |  |  |                 |          |
| PINK TABEBUIA  | Tabebuia chrysotricha                | 3        |        | 18' HT.                 |  |  |                 |          |
| QUEEN CRAPE MYRTLE   | Lagerstroemia speciosa               | 1        |        | 10' HT.                 |  |  |                 |          |
| SILVER BUTTONWOOD  | Conocarpus erectus                   | 2        | *      | 16' HT.                 |  |  |                 |          |
| YELLOW TABEBUIA  | Tabebuia chrysotricha                | 2        |        | 18' HT. CHARACTER TREE  |  |  |                 |          |
| SHRUB  |                                      |          |        |                         |  |  |                 |          |
| AWABUKI VIBURNUM   | Viburnum odoratissimum var. awabuki  | 40       |        | 4' HT. BUSH             |  |  |                 |          |
| BOUGAINVILLEA 'BARBARA KARST'  | Bougainvillea spp.                   | 11       |        | 10' HT.                 |  |  |                 |          |
| CLUSIA   | Clusia guttifer                      | 93       |        | 10' HT., 3' O.C.        |  |  |                 |          |
| CONFEDERATE JASMINE  | Trachelospermum jasminoides          | 10       |        | 6' HT.                  |  |  |                 |          |
| CRINUM LILY 'QUEEN EMMA'   | Crinum augustum                      | 4        |        | 4' HT.                  |  |  |                 |          |
| DOMBEYA 'SEMINOLE'   | Dombaya x seminole                   | 7        |        | 3' X 3'                 |  |  |                 |          |
| GARDENIA   | Gardenia jasminoides 'Mami Supreme'  | 4        |        | 3' X 3'                 |  |  |                 |          |
| GIANT ELEPHANT EAR   | Alocasia portora                     | 7        |        | 5' HT.                  |  |  |                 |          |
| GIANT ELEPHANT EAR   | Alocasia portora                     | 16       |        | 3' HT.                  |  |  |                 |          |
| GREEN BUTTONWOOD   | Conocarpus erectus                   | 19       | *      | 3' HT., BUSH            |  |  |                 |          |
| GREEN CRINUM   | Crinum spp.                          | 10       |        | 3' HT.                  |  |  |                 |          |
| GREEN GINGER   | Alpinia zerumbet                     | 37       |        | 3' HT.                  |  |  |                 |          |
| HORIZONTAL COCCOPLUM   | Chrysobalanus icao var. 'Horizontal' | 182      | *      | 3 GAL.                  |  |  |                 |          |
| ILEX SPHERE  | Ilex vomitoria                       | 6        | *      | 2' X 2'                 |  |  |                 |          |
| PHILODENDRON GREEN CONGO   | Philodendron 'Green Congo'           | 22       |        | 2' HT., 1/5' O.C.       |  |  |                 |          |
| PODOCARPUS MAKI  | Podocarpus macrophyllus 'Maki'       | 58       |        | 5' HT.                  |  |  |                 |          |
| PODOCARPUS MAKI  | Podocarpus macrophyllus 'Maki'       | 14       |        | 4' HT.                  |  |  |                 |          |
| PODOCARPUS MAKI  | Podocarpus macrophyllus 'Maki'       | 10       |        | 3' HT.                  |  |  |                 |          |
| RED STOPPER  | Eugenia rhombea                      | 13       | *      | 3' HT., BUSH            |  |  |                 |          |
| SOLANDRA VINE  |                                      | 4        |        |                         |  |  |                 |          |
| SPANISH STOPPER  | Eugenia foetida                      | 17       | *      | 5' HT., BUSH            |  |  |                 |          |
| GROUND COVER   |                                      |          |        |                         |  |  |                 |          |
| BEACH CREEPER  | Ernodea littoralis                   | 132      | *      | 2' HT.                  |  |  |                 |          |
| GANGES PRIMEROSE   | Asystasia gangetica                  | 12       |        | 2' HT.                  |  |  |                 |          |



# Town of Palm Beach

Planning Zoning and Building  
360 S County Rd  
Palm Beach, FL 33480  
[www.townofpalmbeach.com](http://www.townofpalmbeach.com)

| Line # | Landscape Legend                         |                                |                     |
|--------|--|--------------------------------|---------------------|
| 1      | Property Address:                        | 264 DUNBAR ROAD                |                     |
| 2      | Lot Area (sq. ft.):                      | 19,595 SQ. FT.                 |                     |
| 3      |  | REQUIRED                       | PROPOSED            |
| 4      | Landscape Open Space (LOS) (Sq Ft and %) | 8,818 SQ FT (45%)              | 9,693 SQ FT (49.4%) |
| 5      | LOS to be altered (Sq Ft and %)          | N/A                            | N/A                 |
| 6      | Perimeter LOS (Sq Ft and %)              | 2,762 SQ FT (50%)              | 4,622 SQ FT (84%)   |
| 7      | Front Yard LOS (Sq Ft and %)             | 1,000 SQ FT (40%)              | 1,524 SQ FT (61%)   |
| 8      | Native Trees                             | 30% (number of trees)          | 60%                 |
| 9      | Native Shrubs & Vines                    | 30% (number of shrubs & vines) | 41%                 |
| 10     | Native Groundcover                       | 30% (groundcover area)         | 92%                 |

To determine qualifying native vegetation use either:  
[the Institute for Regional Conservation Natives for Your Neighborhood FL Statewide Plant List](#)

[the Florida Native Plant Society Native Plants for Your Area List](#)

Note: Modification of >50% of existing landscape/greenscape are subject to minimum native plant requirements and must submit a landscape and irrigation plan for review.

**This table shall be included on the landscape species index sheet as prepared by a licensed landscape architect and landscape openspace data shall be incorporated on to corresponding zoning legend.**

*See Ord. 003-2023*

REV BF 20230727

MARIO F. NIEVERA

State of Florida  
Landscape Architect  
Registration No.  
6666856

264 DUNBAR ROAD

3/8/2024

## PLANT LIST DETAILS

# RESIDENCE


264 DUNBAR ROAD, PALM BEACH, FL.

11 MAR 2024

26 JAN 2024

3 JAN 2024

20 NOV 2023



NIEVERA WILLIAMS  
DESIGN

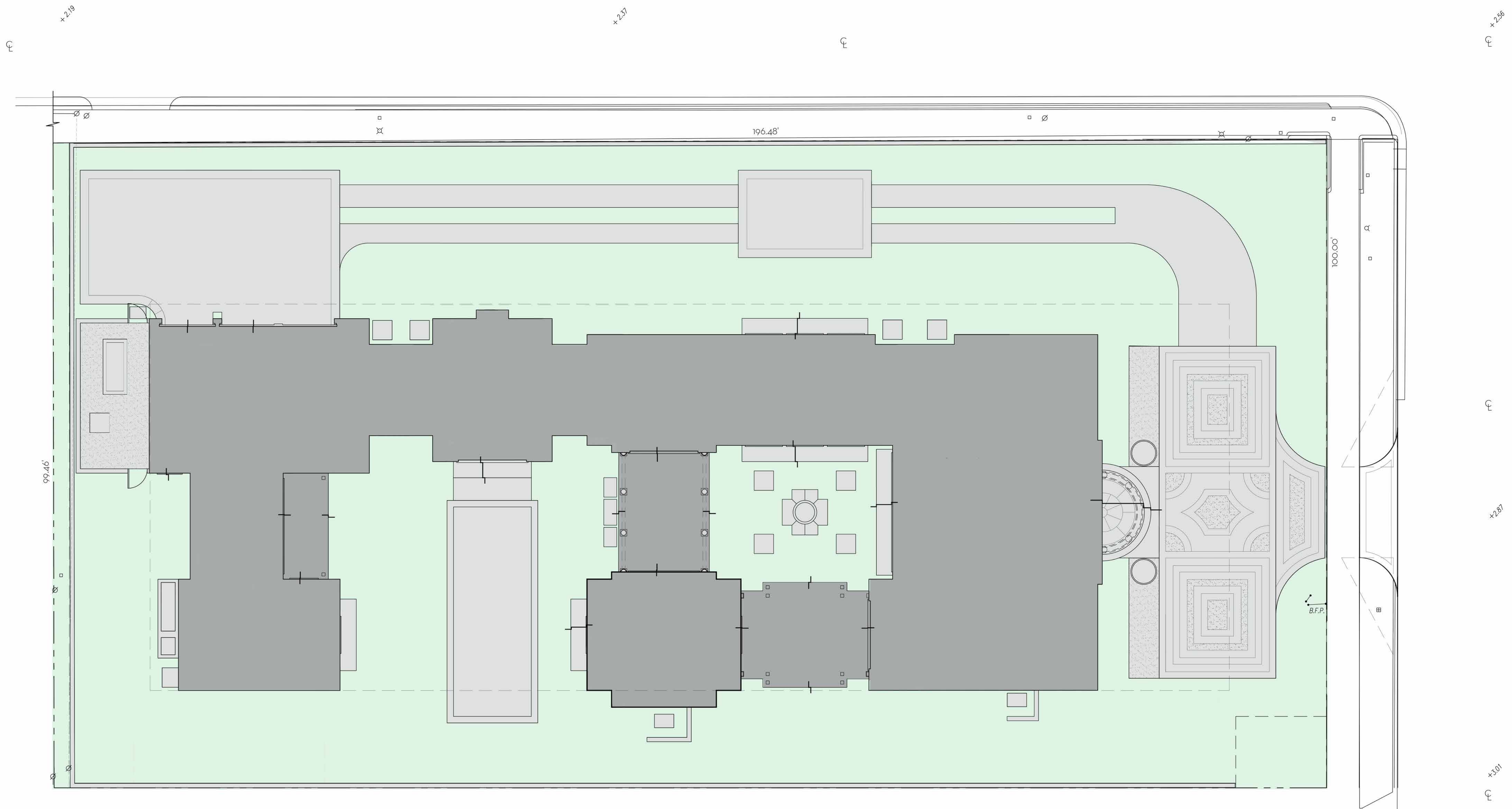
625 N. Flagler Drive  
Suite 502  
West Palm Beach, FL 33401  
P: 561-659-2820  
F: 561-659-2113

NIEVERAWILLIAMS.COM

LP2  
ARCOM-24-008

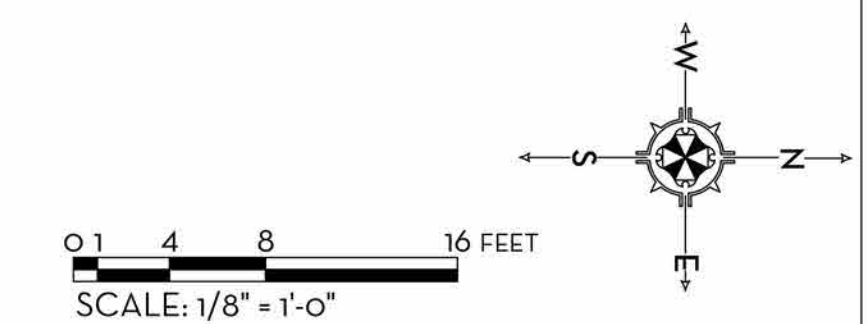


CURRENTLY PROPOSED



| OVERALL R-B SITE CALCULATIONS: |        |              | FRONT SETBACK SITE CALCULATIONS: |       |             | 10' PERIMETER SITE CALCULATIONS: |       |       |
|--------------------------------|--------|--------------|----------------------------------|-------|-------------|----------------------------------|-------|-------|
| SITE AREA +                    | 19,595 | SQ FT 100%   | 25' SETBACK AREA +               | 2,500 | SQ FT 100%  | PERIMETER AREA +                 | 5,524 | SQ FT |
| MINIMUM LANDSCAPE:             |        |              | MINIMUM LANDSCAPE:               |       |             | MINIMUM LANDSCAPE:               |       |       |
| REQUIRED +                     | 8,818  | SQ FT 45%    | REQUIRED +                       | 1,000 | SQ FT 40%   | REQUIRED +                       | 4,586 | SQ FT |
| EXISTING +                     | 9,700  | SQ FT 49.5%  | EXISTING +                       | 1,669 | SQ FT 66.7% | EXISTING +                       | 4,586 | SQ FT |
| PROPOSED +                     | 10,062 | SQ FT 51.34% | PROPOSED +                       | 1,300 | SQ FT 52%   | PROPOSED +                       | 4,082 | SQ FT |

| LEGEND             |  |
|--------------------|--|
| OPEN SPACE         |  |
| HARDSCAPE          |  |
| BUILDING/STRUCTURE |  |



MARIO F. NIEVERA  
State of Florida  
Landscape Architect  
Registration No.  
6666856

OVERALL - OPEN SPACE DIAGRAM  
**RESIDENCE**  
264 DUNBAR ROAD, PALM BEACH, FL.

11 MAR 2024  
26 JAN 2024  
3 JAN 2024  
20 NOV 2023  
13 NOV 2023

**NW**  
NIEVERA WILLIAMS  
DESIGN

625 N. Flagler Drive  
Suite 502  
West Palm Beach, FL 33401  
P: 561-659-2820  
F: 561-659-2113

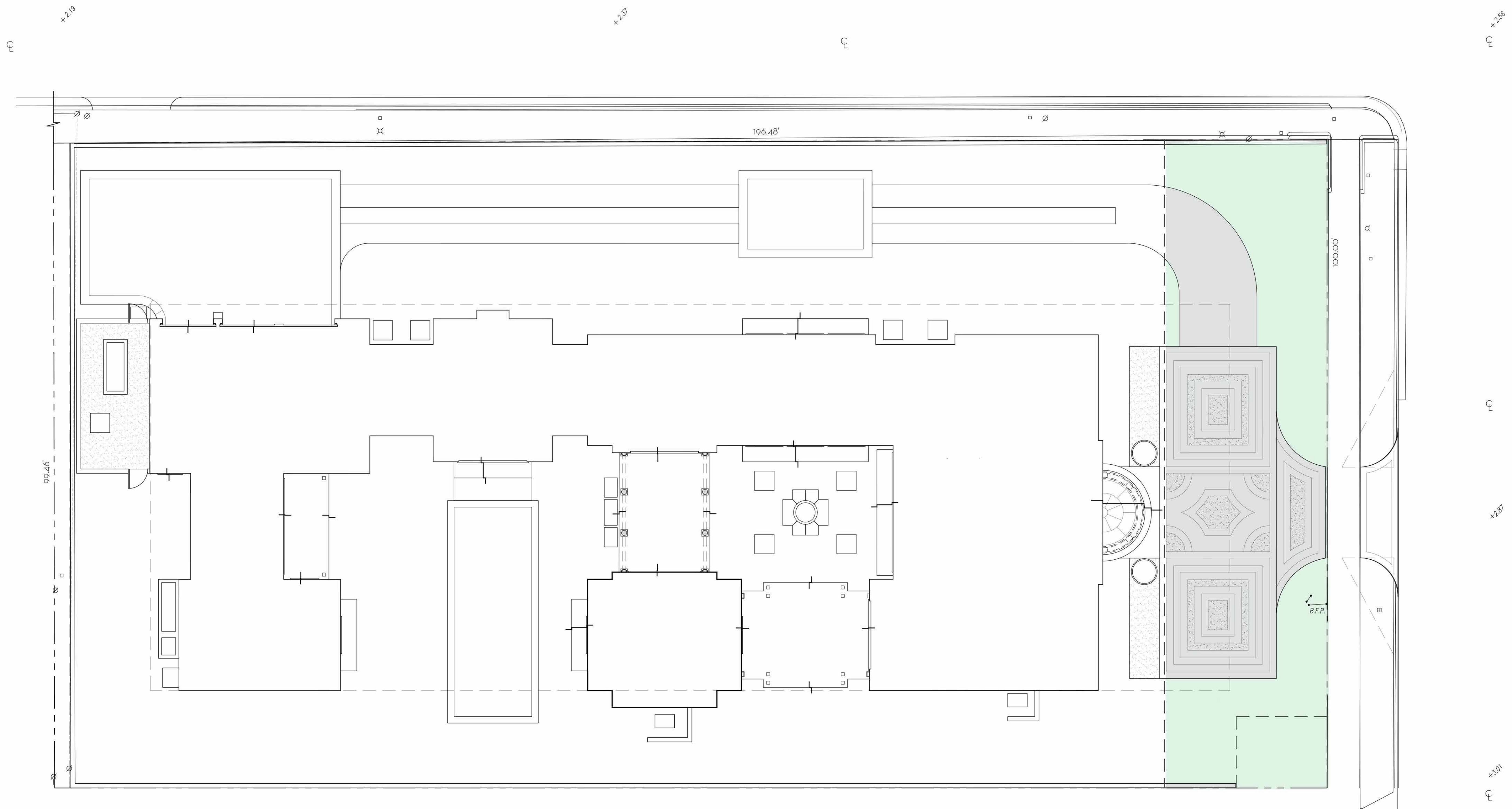
NIEVERAWILLIAMS.COM

**OS1**  
ARCOM-24-008

SCALE: 1/8" = 1'-0"

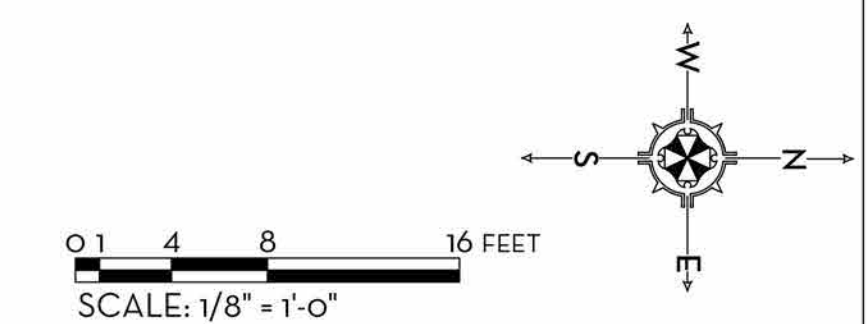


CURRENTLY PROPOSED



| LEGEND             |  |
|--------------------|--|
| OPEN SPACE         |  |
| HARDSCAPE          |  |
| BUILDING/STRUCTURE |  |

| OVERALL R-B SITE CALCULATIONS: |        |       |        | FRONT SETBACK SITE CALCULATIONS: |       |       |       | 10' PERIMETER SITE CALCULATIONS: |       |       |     |
|--------------------------------|--------|-------|--------|----------------------------------|-------|-------|-------|----------------------------------|-------|-------|-----|
| SITE AREA +                    | 19,595 | SQ FT | 100%   | 25' SETBACK AREA +               | 2,500 | SQ FT | 100%  | PERIMETER AREA +                 | 5,524 | SQ FT |     |
| MINIMUM LANDSCAPE:             |        |       |        | MINIMUM LANDSCAPE:               |       |       |       | MINIMUM LANDSCAPE:               |       |       |     |
| REQUIRED +                     | 8,818  | SQ FT | 45%    | REQUIRED +                       | 1,000 | SQ FT | 40%   | REQUIRED +                       | 2,769 | SQ FT | 50% |
| EXISTING +                     | 9,700  | SQ FT | 49.5%  | EXISTING +                       | 1,669 | SQ FT | 66.7% | EXISTING +                       | 4,586 | SQ FT | 83% |
| PROPOSED +                     | 10,062 | SQ FT | 51.34% | PROPOSED +                       | 1,300 | SQ FT | 52%   | PROPOSED +                       | 4,082 | SQ FT | 74% |



MARIO F. NIEVERA  
State of Florida  
Landscape Architect  
Registration No.  
6666856

FRONT - OPEN SPACE DIAGRAM  
**RESIDENCE**  
264 DUNBAR ROAD, PALM BEACH, FL.

11 MAR 2024  
26 JAN 2024  
3 JAN 2024  
20 NOV 2023  
13 NOV 2023

**NW**  
NIEVERA WILLIAMS  
DESIGN

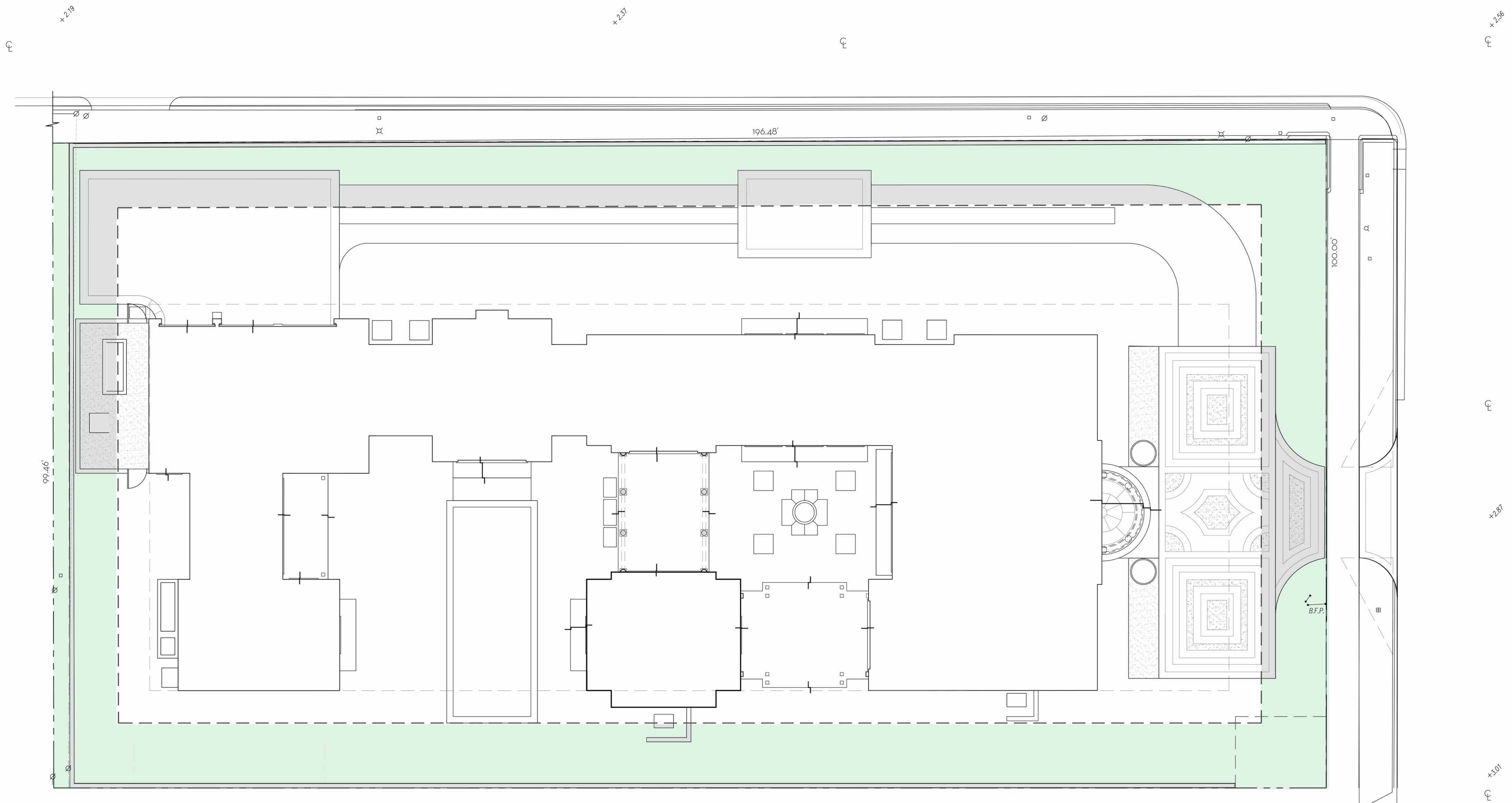
625 N. Flagler Drive  
Suite 502  
West Palm Beach, FL 33401  
P: 561-659-2820  
F: 561-659-2113

NIEVERAWILLIAMS.COM

**OS2**  
ARCOM-24-008

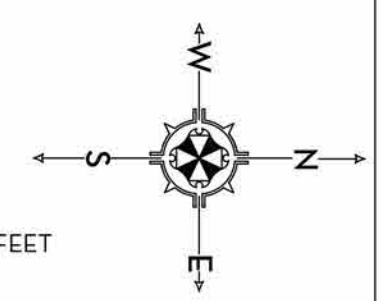
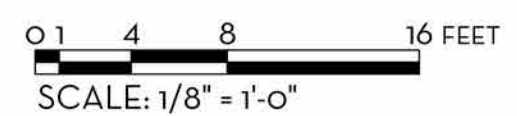


CURRENTLY PROPOSED



| OVERALL R-B SITE CALCULATIONS: |        |       |        | FRONT SETBACK SITE CALCULATIONS: |       |       |       | 10' PERIMETER SITE CALCULATIONS: |       |       |     |
|--------------------------------|--------|-------|--------|----------------------------------|-------|-------|-------|----------------------------------|-------|-------|-----|
| SITE AREA +                    | 19,595 | SQ FT | 100%   | 25' SETBACK AREA +               | 2,500 | SQ FT | 100%  | PERIMETER AREA +                 | 5,524 | SQ FT |     |
| MINIMUM LANDSCAPE:             |        |       |        | MINIMUM LANDSCAPE:               |       |       |       | MINIMUM LANDSCAPE:               |       |       |     |
| REQUIRED +                     | 8,818  | SQ FT | 45%    | REQUIRED +                       | 1,000 | SQ FT | 40%   | REQUIRED +                       | 2,262 | SQ FT | 41% |
| EXISTING +                     | 9,700  | SQ FT | 49.5%  | EXISTING +                       | 1,669 | SQ FT | 66.7% | EXISTING +                       | 4,586 | SQ FT | 83% |
| PROPOSED +                     | 10,062 | SQ FT | 51.34% | PROPOSED +                       | 1,300 | SQ FT | 52%   | PROPOSED +                       | 4,082 | SQ FT | 75% |

| LEGEND             |  |
|--------------------|--|
| OPEN SPACE         |  |
| HARDSCAPE          |  |
| BUILDING/STRUCTURE |  |



MARIO F. NIEVERA  
State of Florida  
Landscape Architect  
Registration No.  
6666856

SIDES - OPEN SPACE DIAGRAM  
**RESIDENCE**  
264 DUNBAR ROAD, PALM BEACH, FL.

11 MAR 2024  
26 JAN 2024  
3 JAN 2024  
20 NOV 2023  
13 NOV 2023



625 N. Flagler Drive  
Suite 502  
West Palm Beach, FL 33401  
P: 561-659-2820  
F: 561-659-2113

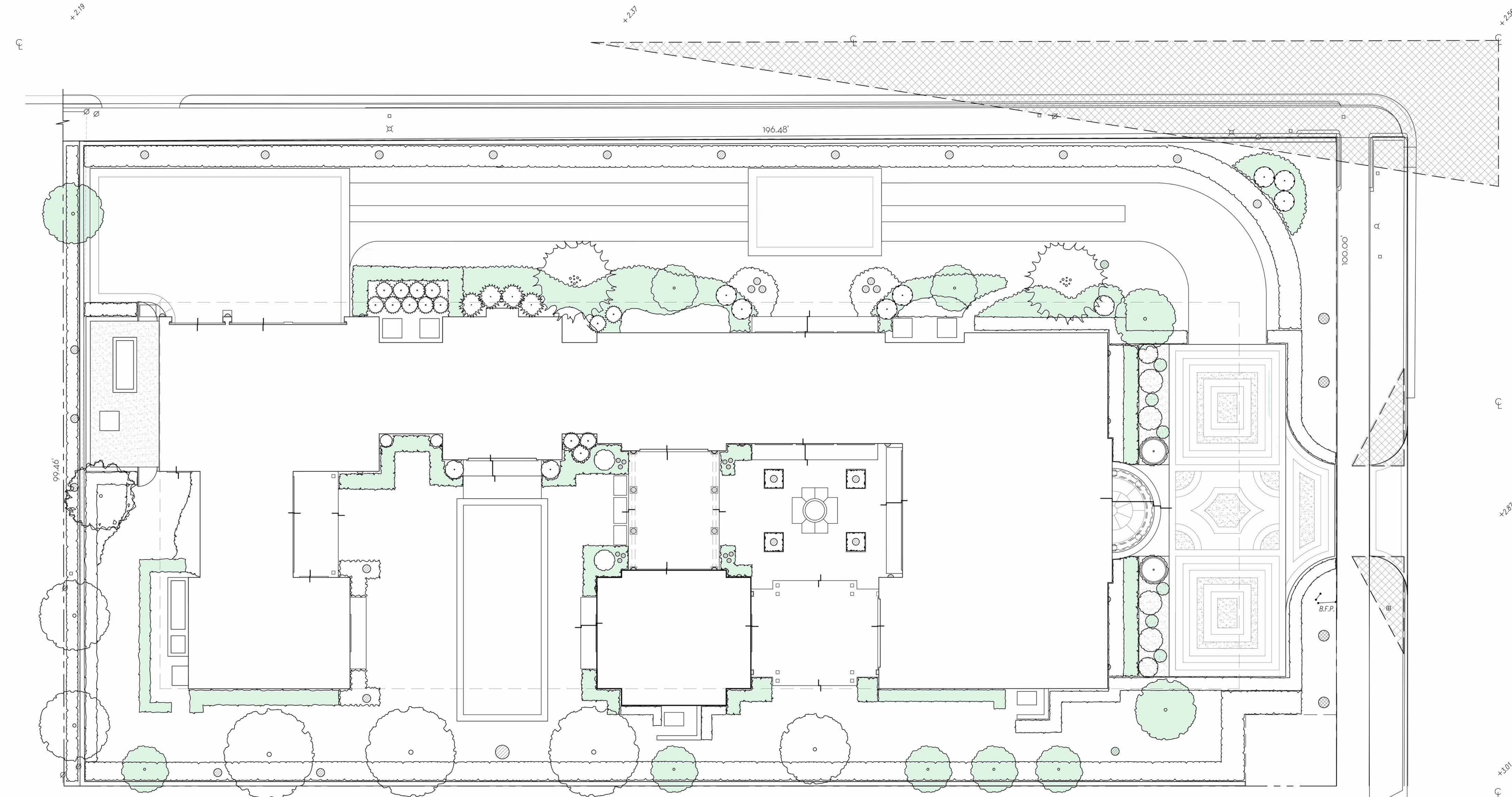
NIEVERAWILLIAMS.COM

**OS3**  
ARCOM-24-008

SCALE: 1/8" = 1'-0"



CURRENTLY PROPOSED



**Town of Palm Beach**  
Planning, Zoning and Building  
300 S. County Rd.  
Palm Beach, FL 33480  
www.townofpalmbeach.com

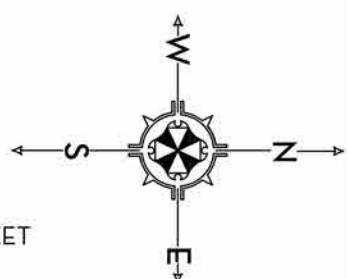
| Landscape Legend                         |                                |                     |  |
|--|--------------------------------|---------------------|--|
| Property Address:                        | 264 DUNBAR ROAD                |                     |  |
| Lot Area (sq. ft.):                      | 19,595 SQ. FT.                 |                     |  |
|  | REQUIRED                       | PROPOSED            |  |
| Landscape Open Space (LOS) (Sq Ft and %) | 8,818 SQ FT (45%)              | 9,693 SQ FT (49.4%) |  |
| LOS to be altered (Sq Ft and %)          | N/A                            | N/A                 |  |
| Perimeter LOS (Sq Ft and %)              | 2,762 SQ FT (50%)              | 4,622 SQ FT (84%)   |  |
| Front Yard LOS (Sq Ft and %)             | 1,000 SQ FT (40%)              | 1,524 SQ FT (61%)   |  |
| Native Trees %                           | 30% (number of trees)          | 60%                 |  |
| Native Shrubs & Vines %                  | 30% (number of shrubs & vines) | 41%                 |  |
| Native Groundcover %                     | 30% (groundcover area)         | 92%                 |  |

To determine qualifying native vegetation use either:  
the Institute for Regional Conservation's Native Plant List for Your Neighborhood  
OR  
the Florida Native Plant Society's Native Plants for Your Area List  
Note: Modification of >50% of existing landscape/greenery are subject to minimum native plant requirements and must submit a landscape and irrigation plan for review.  
This table shall be included on the landscape species index sheet as prepared by a licensed landscape architect and landscape open space data shall be incorporated on to corresponding zoning legend.

See Ord. 2023-0023 REV 01/2023/022

LEGEND

NATIVE



MARIO F. NIEVERA


State of Florida  
Landscape Architect  
Registration No.  
6666856

NATIVES - OPEN SPACE DIAGRAM

**RESIDENCE**

264 DUNBAR ROAD, PALM BEACH, FL.

11 MAR 2024  
26 JAN 2024  
3 JAN 2024  
20 NOV 2023  
13 NOV 2023



NIEVERA WILLIAMS  
DESIGN

625 N. Flagler Drive  
Suite 502  
West Palm Beach, FL 33401  
P: 561-659-2820  
F: 561-659-2113

NIEVERAWILLIAMS.COM

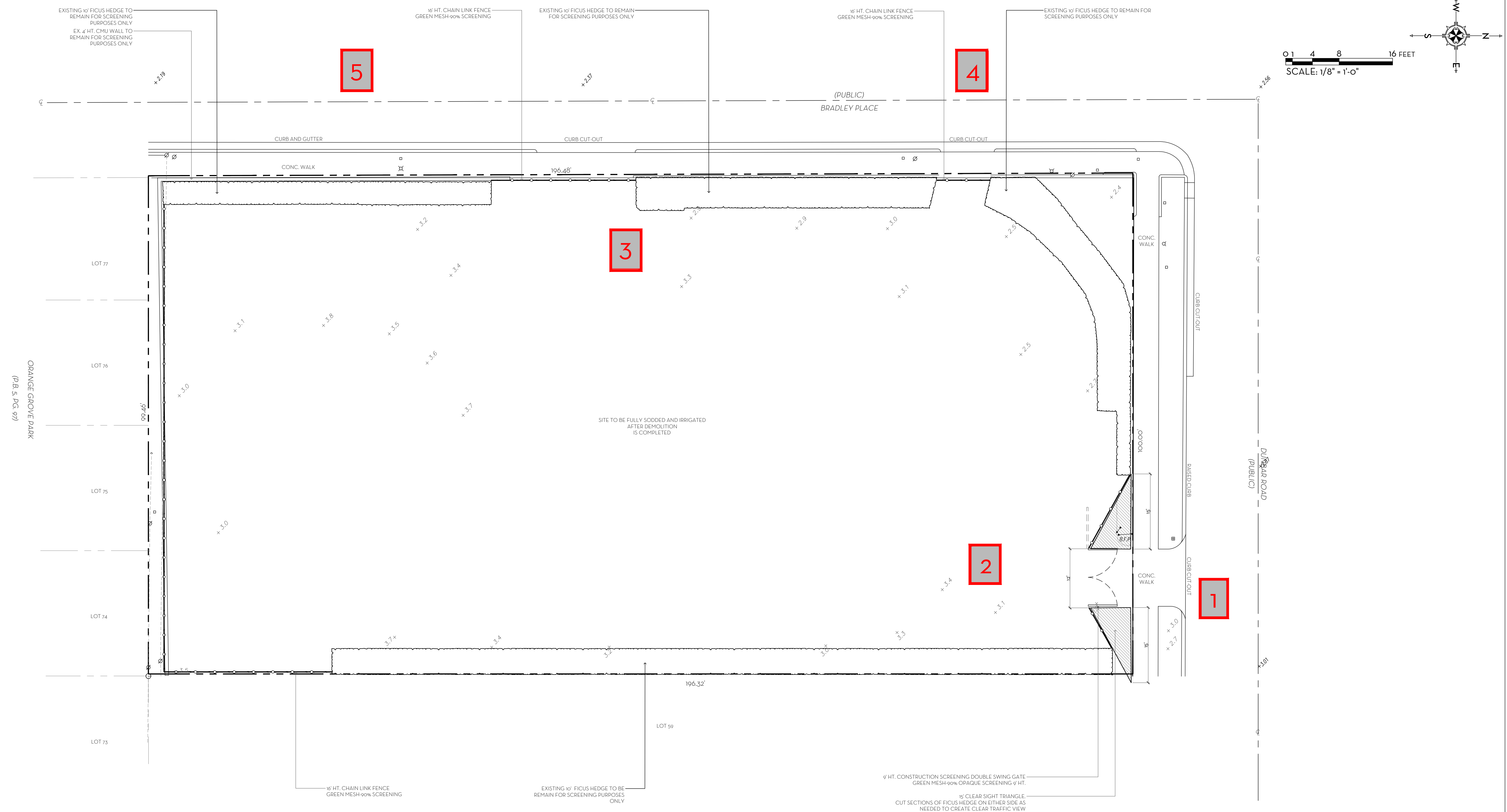
**OS4**

ARCOM-24-008

SCALE: 1/8" = 1'-0"



## CURRENTLY PROPOSED



## 1 SIDE ENTRANCE FICUS HEDGE



## 2 DRIVEWAY ENTRANCE FICUS HEDGE



### 3 WALKWAY FICUS HEDGE



#### 4 STREET VIEW FICUS HEDGE



## 5 STREET VIEW FICUS HEDGE + WALL

MARIO F. NIEVERA


State of Florida  
Landscape Architect  
Registration No.  
6666856

CONSTRUCTION SCREENING PLAN

**RESIDENCE**

264 DUNBAR ROAD, PALM BEACH, FL.

|             |
|-------------|
| 26 JAN 2024 |
| 3 JAN 2024  |
| 20 NOV 2023 |
| 13 NOV 2023 |



NIEVERA WILLIAMS  
DESIGN

625 N. Flagler Drive  
Suite 502  
West Palm Beach, FL 33401  
P: 561-659-2820  
F: 561-659-2113

NEVERAWILLIAMS.COM

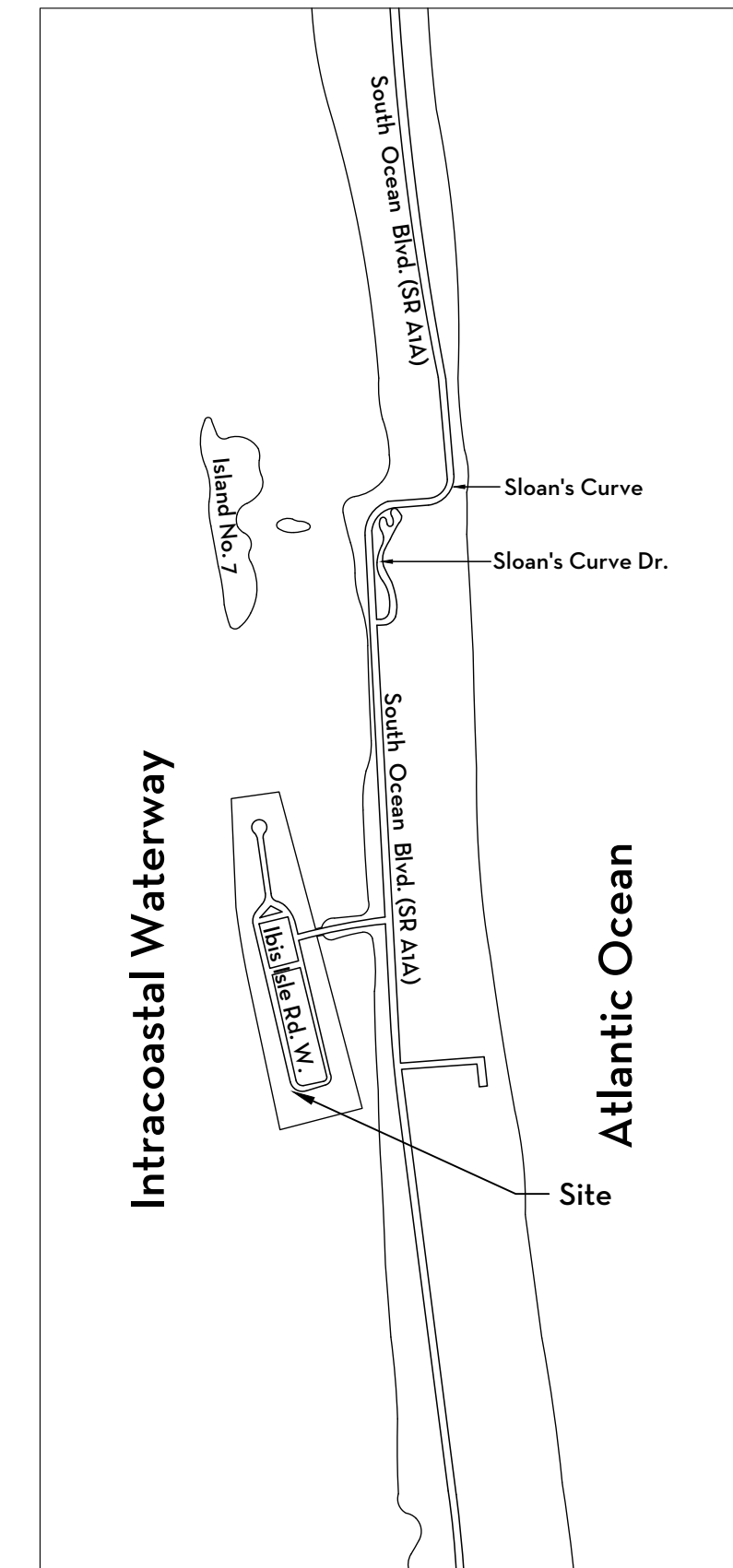
CSR  
ARCOM-24-008



PREVIOUSLY PRESENTED


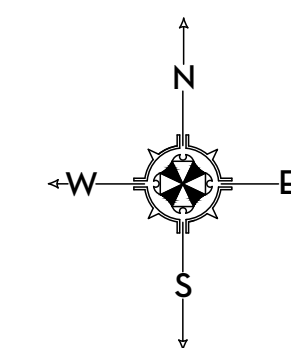
# 264 DUNBAR ROAD RESIDENCE

PALM BEACH, FL.



## SHEET LEGEND:

- EX1 - EXISTING PLAN
- DM1 - DEMOLITION PLAN
- EL1 - ELEVATIONS
- EL2 - ELEVATIONS
- SITE - OVERALL SITE PLAN
- L1 - HARDSCAPE PLAN
- L2 - MATERIALS
- LG1 - LANDSCAPE GRADING PLAN
- LP1 - LANDSCAPE PLAN
- LP2 - LANDSCAPE PLANT SCHEDULE + PLANTING DETAILS
- EL3 - SITE SECTION/ELEVATION
- OS1 - OVERALL: OPEN SPACE DIAGRAM
- OS2 - FRONT: OPEN SPACE DIAGRAM
- OS3 - SIDES: OPEN SPACE DIAGRAM
- OS4 - NATIVE: OPEN SPACE DIAGRAM
- D3 - EQUIPMENT AREA DETAILS
- D3.1 - AREA DETAILS
- CSR - CONSTRUCTION SCREENING PLAN



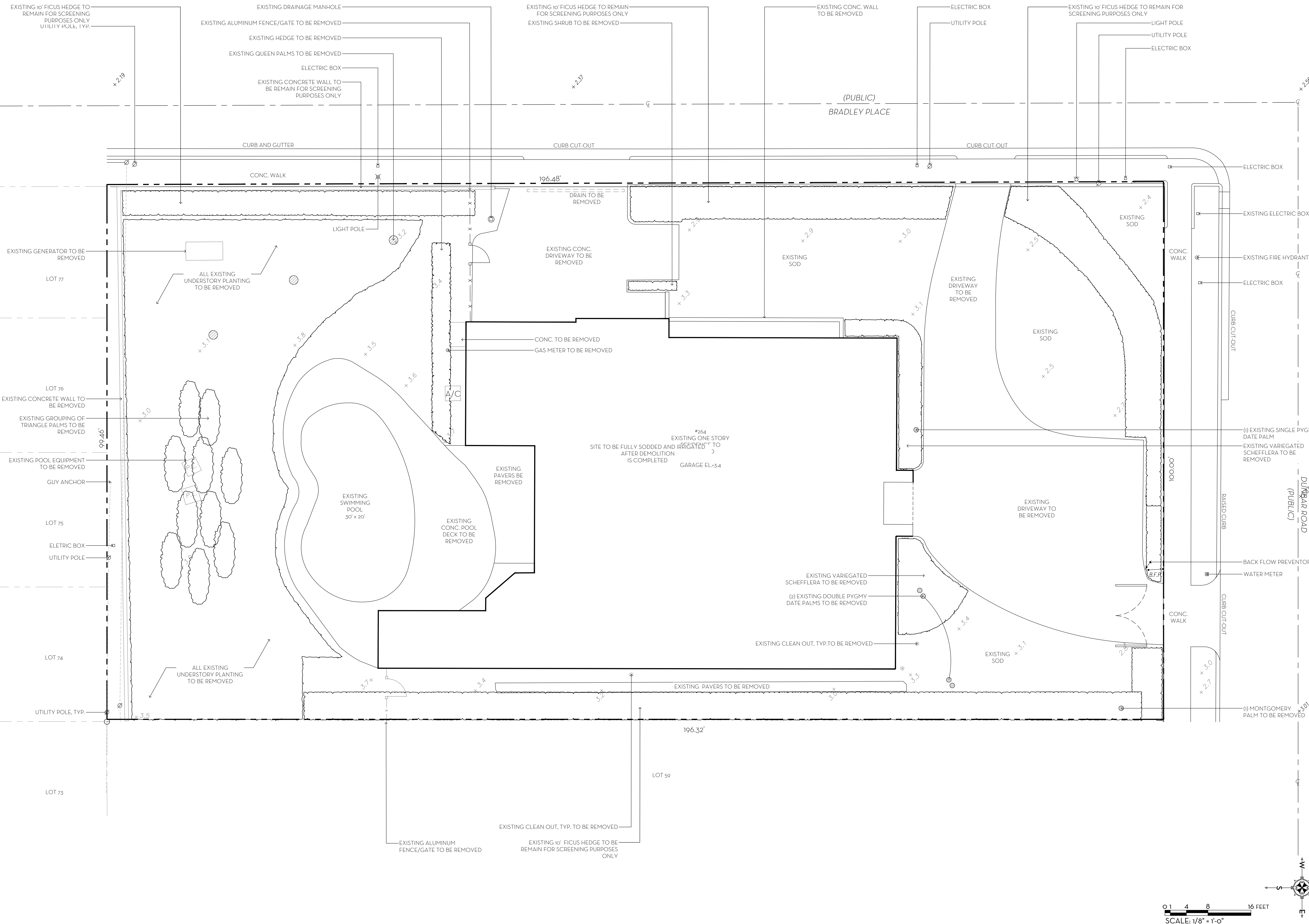
NIEVERA WILLIAMS  
DESIGN

625 N. Flagler Drive  
Suite 502  
West Palm Beach, FL 33401  
P: 561-659-2820  
F: 561-659-2113  
nieverawilliams.com



PREVIOUSLY PRESENTED

FINAL SUBMITTAL




MARIO F. NIEVERA

State of Florida  
Landscape Architect  
Registration No.  
6666856

EXISTING SITE PLAN  
**RESIDENCE**  
264 DUNBAR ROAD, PALM BEACH, FL.

26 JAN 2024  
3 JAN 2024  
20 NOV 2023  
13 NOV 2023



NIEVERA WILLIAMS  
DESIGN

625 N. Flagler Drive  
Suite 502  
West Palm Beach, FL 33401  
P: 561-659-2820  
F: 561-659-2113

NIEVERAWILLIAMS.COM

**EX1**  
ARCOM-24-008

SCALE: 1/8" = 1'-0"



PREVIOUSLY PRESENTED

FINAL SUBMITTAL

EXISTING 10' FICUS HEDGE TO  
REMAIN FOR SCREENING  
PURPOSES ONLY

EXISTING 10' FICUS HEDGE TO REMAIN  
FOR SCREENING PURPOSES ONLY


EXISTING 10' FICUS HEDGE TO REMAIN FOR  
SCREENING PURPOSES ONLY

MARIO F. NIEVERA

State of Florida  
Landscape Architect  
Registration No.  
6666856

DEMOLITION PLAN  
**RESIDENCE**  
264 DUNBAR ROAD, PALM BEACH, FL

26 JAN 2024  
3 JAN 2024  
20 NOV 2023  
13 NOV 2023



NIEVERA WILLIAMS  
DESIGN

625 N. Flagler Drive  
Suite 502  
West Palm Beach, FL 33401  
P: 561-659-2820  
F: 561-659-2113

NIEVERAWILLIAMS.COM

**DM1**

ARCOM-24-008

SCALE: 1/8" = 1'-0"

**LEGEND**

BUILDING/HARDSCAPE TO BE REMOVED

VEGETATION TO BE REMOVED

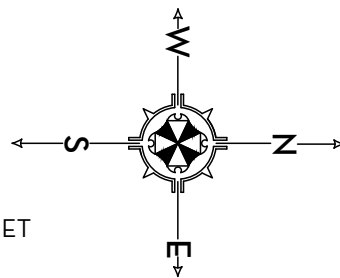
HARDSCAPE TO REMAIN DURING CONSTRUCTION ONLY

VEGETATION TO REMAIN DURING CONSTRUCTION ONLY

\*ALL MATERIALS TO BE REMOVED/DEMOLISHED  
CONTRACTOR RESPONSIBLE FOR DISPOSAL OFF-SITE

EXISTING 10' FICUS HEDGE TO BE  
REMAIN FOR SCREENING PURPOSES  
ONLY

0 1 4 8 16 FEET  
SCALE: 1/8" = 1'-0"





PREVIOUSLY PRESENTED

SECOND SUBMITTAL

MARIO F. NIEVERA  
State of Florida  
Landscape Architect  
Registration No.  
6666856

SCALE: 1/8" = 1'-0"

LANDSCAPE PLAN  
**RESIDENCE**  
264 DUNBAR ROAD, PALM BEACH, FL

26 JAN 2024  
3 JAN 2024  
20 NOV 2023  
13 NOV 2023

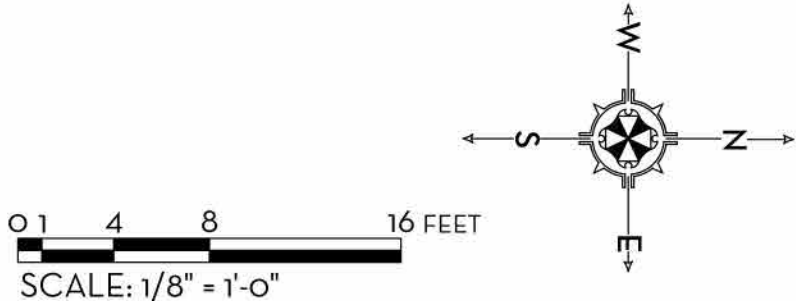


NIEVERA WILLIAMS  
DESIGN

625 N. Flagler Drive  
Suite 502  
West Palm Beach, FL 33401  
P: 561-659-2820  
F: 561-659-2113

NIEVERAWILLIAMS.COM

**LP1**  
ARCOM-24-008





PREVIOUSLY PRESENTED

THIRD SUBMITTAL


MARIO F. NIEVERA

State of Florida  
Landscape Architect  
Registration No.  
6666856

SCALE: AS SHOWN

ELEVATION PLAN  
**RESIDENCE**  
264 DUNBAR ROAD, PALM BEACH, FL

4 JAN 2024  
20 NOV 2023  
13 NOV 2023



NIEVERA WILLIAMS  
DESIGN

625 N. Flagler Drive  
Suite 502  
West Palm Beach, FL 33401  
P: 561-659-2820  
F: 561-659-2113

NIEVERAWILLIAMS.COM

**EL1**

ARCOM-24-008



1 NORTH (FRONT) ELEVATION  
SCALE: 1/4" = 1'-0"



2 SOUTH (BACK) ELEVATION  
SCALE: 1/4" = 1'-0"






MARIO F. NIEVERA

State of Florida  
Landscape Architect  
Registration No.  
6666856

SCALE: 1/8" = 1'-0"

ELEVATION PLAN  
**RESIDENCE**  
264 DUNBAR ROAD, PALM BEACH, FL

3 JAN 2024  
20 NOV 2023  
13 NOV 2023



NIEVERA WILLIAMS  
DESIGN

625 N. Flagler Drive  
Suite 502  
West Palm Beach, FL 33401  
P: 561-659-2820  
F: 561-659-2113

NIEVERAWILLIAMS.COM

**EL2**

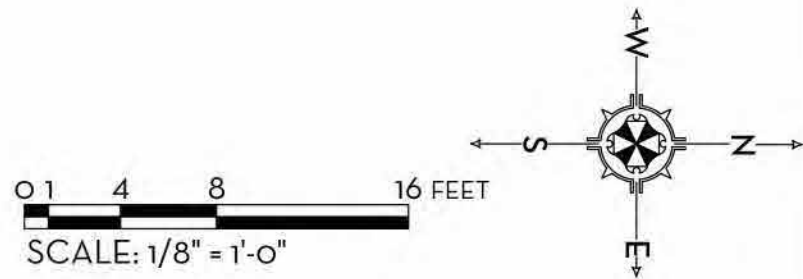
ARCOM-24-008



1 WEST (SIDE) ELEVATION  
EL2 SCALE: 1/8"=1'-0"



2 EAST (SIDE) ELEVATION  
EL2 SCALE: 1/8"=1'-0"





PREVIOUSLY PRESENTED

FINAL SUBMITTAL


MARIO F. NIEVERA

State of Florida  
Landscape Architect  
Registration No.  
6666856

SCALE: 1/8" = 1'-0"

SITE PLAN  
**RESIDENCE**  
264 DUNBAR ROAD, PALM BEACH, FL

26 JAN 2024  
3 JAN 2024  
20 NOV 2023  
13 NOV 2023



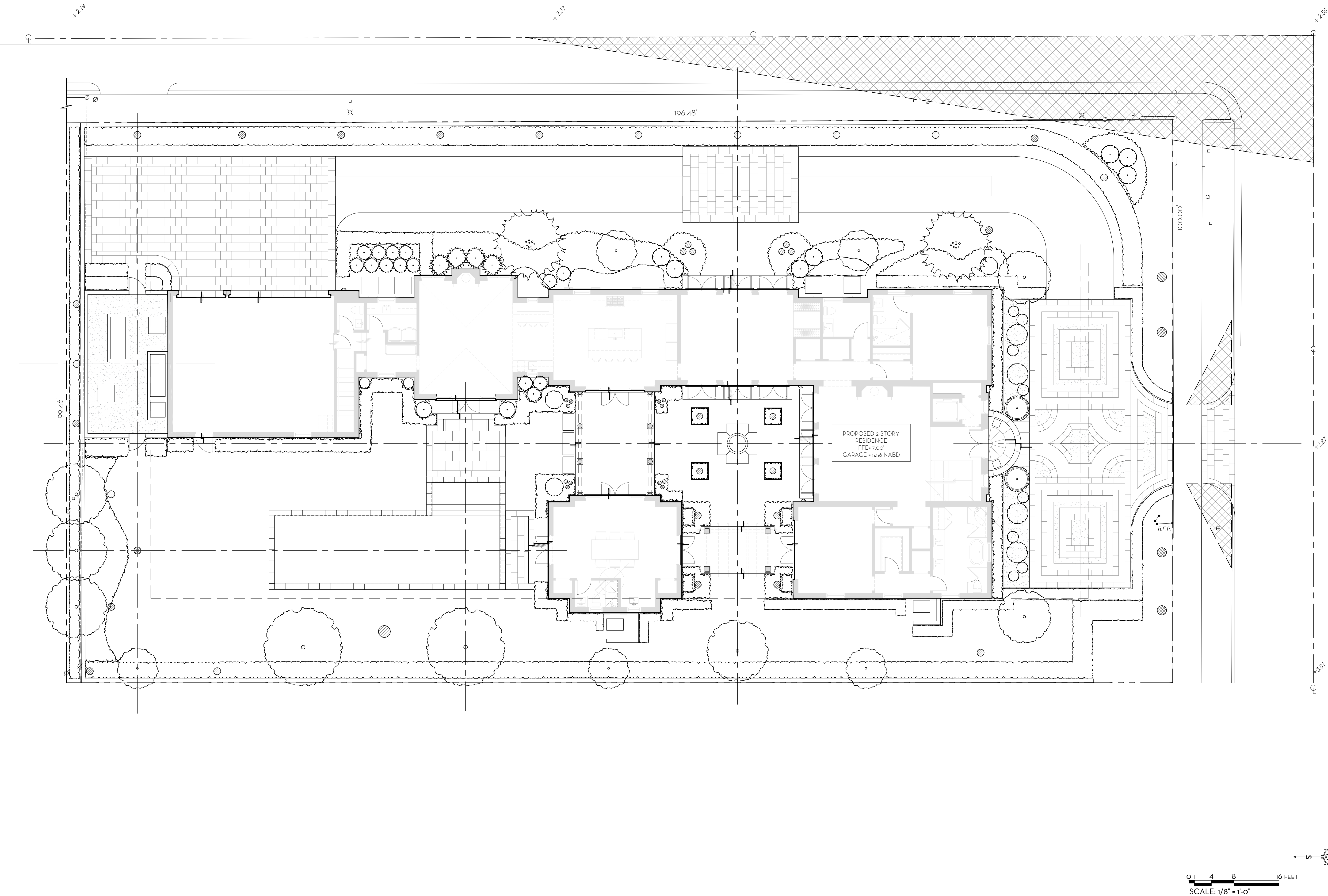
NIEVERA WILLIAMS  
DESIGN

625 N. Flagler Drive  
Suite 502  
West Palm Beach, FL 33401  
P: 561-659-2820  
F: 561-659-2113

NIEVERAWILLIAMS.COM

**SITE**

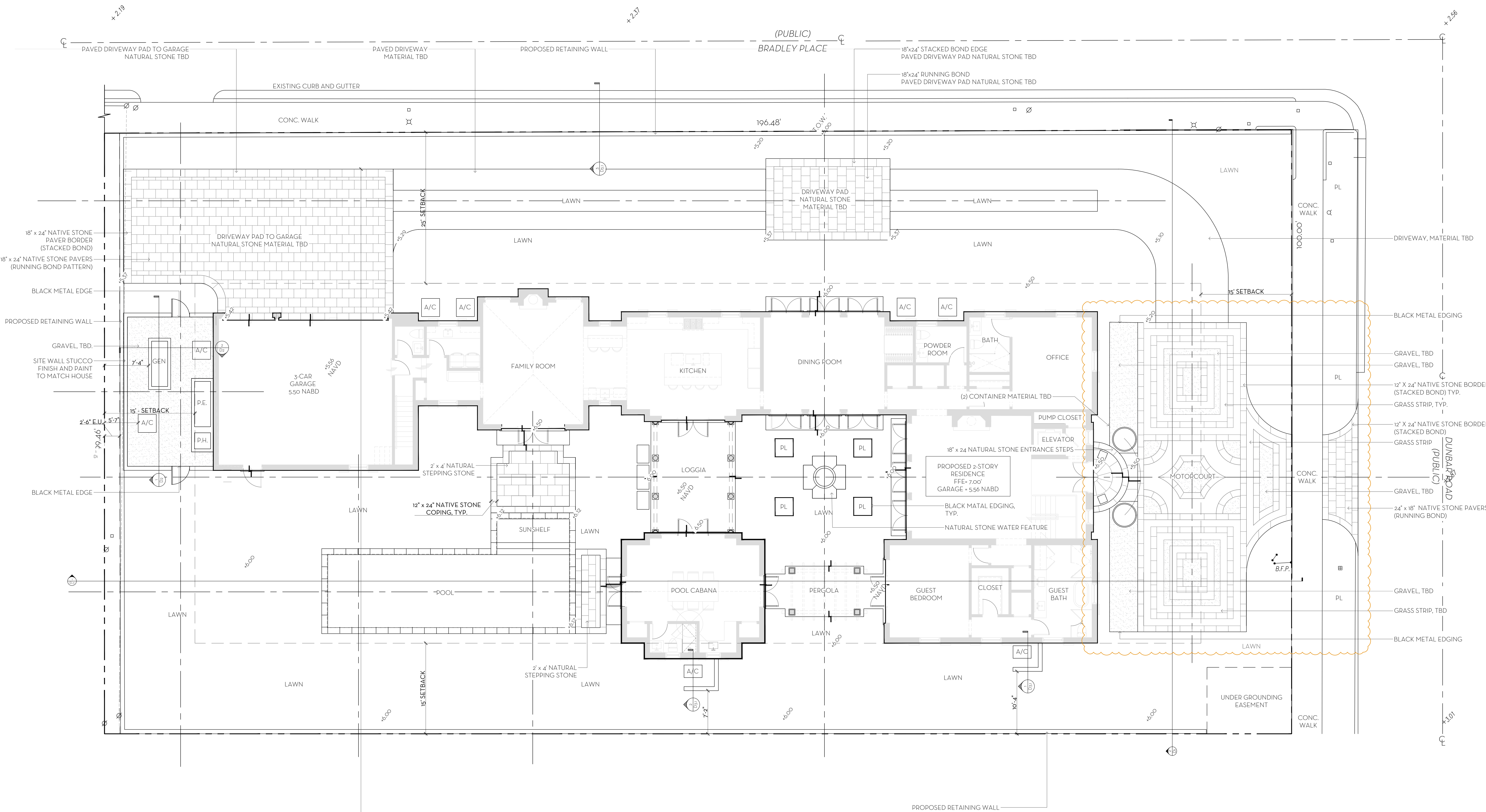
ARCOM-24-008





PREVIOUSLY PRESENTED

FINAL SUBMITTAL



OVERALL R-B SITE CALCULATIONS:

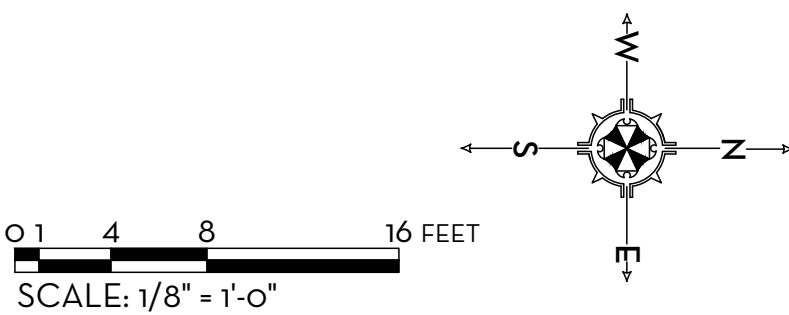
|                              |        |       |       |
|------------------------------|--------|-------|-------|
| SITE AREA -                  | 10,595 | SQ FT | 100%  |
| MINIMUM LANDSCAPE REQUIRED - | 8,818  | SQ FT | 45%   |
| EXISTING -                   | 9,700  | SQ FT | 49.5% |
| PROPOSED -                   | 10,896 | SQ FT | 55.6% |

FRONT SETBACK SITE CALCULATIONS:

|                              |       |       |       |
|------------------------------|-------|-------|-------|
| 25' SETBACK AREA -           | 2,500 | SQ FT | 100%  |
| MINIMUM LANDSCAPE REQUIRED - | 1,000 | SQ FT | 40%   |
| EXISTING -                   | 1,669 | SQ FT | 66.7% |
| PROPOSED -                   | 2,174 | SQ FT | 86.9% |

PERIMETER SITE CALCULATIONS:

|                              |       |       |       |
|------------------------------|-------|-------|-------|
| PERIMETER AREA -             | 5,524 | SQ FT | 100%  |
| MINIMUM LANDSCAPE REQUIRED - | 2,260 | SQ FT | 40%   |
| EXISTING -                   | 4,586 | SQ FT | 83.0% |
| PROPOSED -                   | 4,842 | SQ FT | 87.7% |




MARIO F. NIEVERA

State of Florida  
Landscape Architect  
Registration No.  
6666856

HARDSCAPE PLAN  
RESIDENCE

264 DUNBAR ROAD, PALM BEACH, FL

26 JAN 2024  
3 JAN 2024  
20 NOV 2023  
13 NOV 2023



NIEVERA WILLIAMS  
DESIGN

625 N. Flagler Drive  
Suite 502  
West Palm Beach, FL 33401  
P: 561-659-2820  
F: 561-659-2113

NIEVERAWILLIAMS.COM

ARCOM-24-008



PREVIOUSLY PRESENTED



MOTOR COURT - WHITE RIVER GRAVEL  
SCALE: NTS



SHELL BAY LIMESTONE  
SCALE: NTS

SECOND SUBMITTAL


MARIO F. NIEVERA

State of Florida  
Landscape Architect  
Registration No.  
6666856

MATERIALS  
**RESIDENCE**  
264 DUNBAR ROAD, PALM BEACH, FL

SCALE: AS SHOWN

12 JAN 2024  
3 JAN 2024  
20 NOV 2023  
13 NOV 2023



NIEVERA WILLIAMS  
DESIGN

625 N. Flagler Drive  
Suite 502  
West Palm Beach, FL 33401  
P: 561-659-2820  
F: 561-659-2113

NIEVERAWILLIAMS.COM

**L2**  
ARCOM-24-008



PREVIOUSLY PRESENTED


FINAL SUBMITTAL

MARIO F. NIEVERA

State of Florida  
Landscape Architect  
Registration No.  
6666856

LANDSCAPE GRADING PLAN  
**RESIDENCE**  
264 DUNBAR ROAD, PALM BEACH, FL.

26 JAN 2024  
3 JAN 2024  
20 NOV 2023  
13 NOV 2023



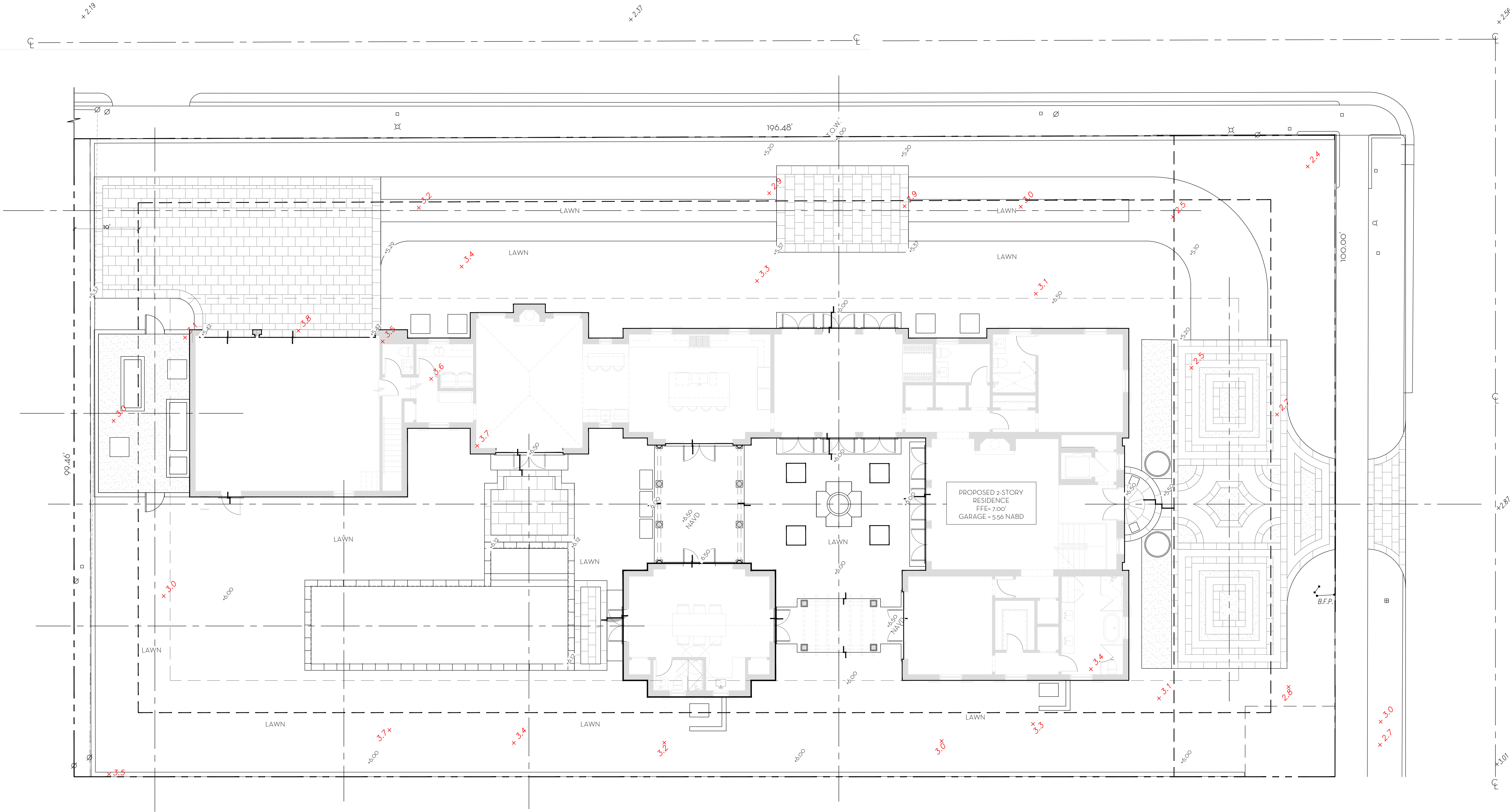
NIEVERA WILLIAMS  
DESIGN

625 N. Flagler Drive  
Suite 502  
West Palm Beach, FL 33401  
P: 561-659-2820  
F: 561-659-2113

NIEVERAWILLIAMS.COM

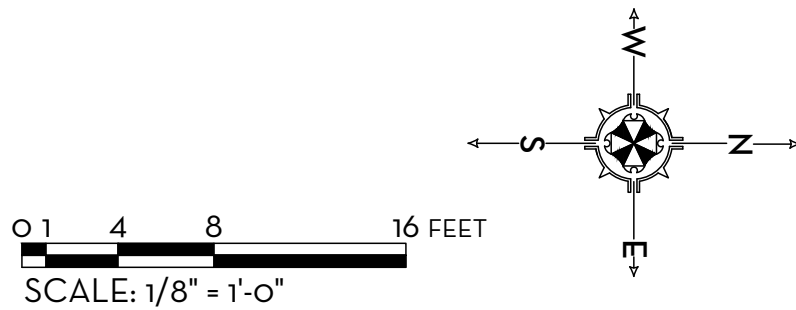
**LG1**  
ARCOM-24-008

SCALE: 1/8" = 1'-0"



FILL CALCULATIONS  
6.50 FFE - 4.00 COR 2 = 1.25' (MAXIMUM LOT FILL)

LEGEND  
X - EXISTING GRADE  
X - PROPOSED GRADE





## PREVIOUSLY PRESENTED

FINAL SUBMITTAL


MARIO F. NIEVERA

State of Florida  
Landscape Architect  
Registration No.  
6666856

SCALE:  $1/8'' = 1'-0''$ 

LANDSCAPE PLAN  
**RESIDENCE**  
2264 DUNBAR ROAD, PALM BEACH, FL.

|             |
|-------------|
| 26 JAN 2024 |
| 3 JAN 2024  |
| 20 NOV 2023 |
| 13 NOV 2023 |

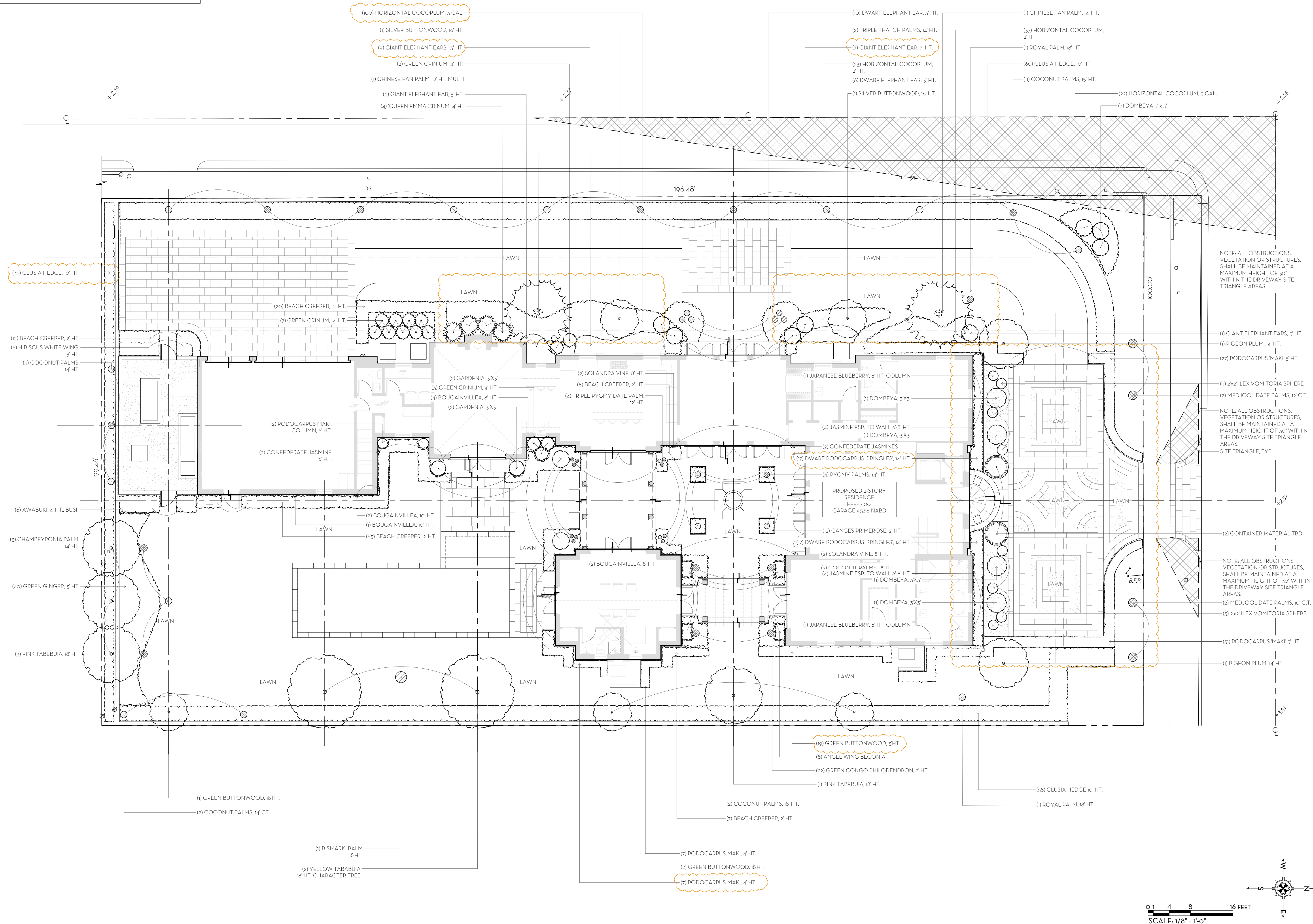


NIEVERA WILLIAMS  
DESIGN

625 N. Flagler Drive  
Suite 502  
West Palm Beach, FL 33401  
P: 561-659-2820  
F: 561-659-2113

NIEVERAWILLIAMS.COM

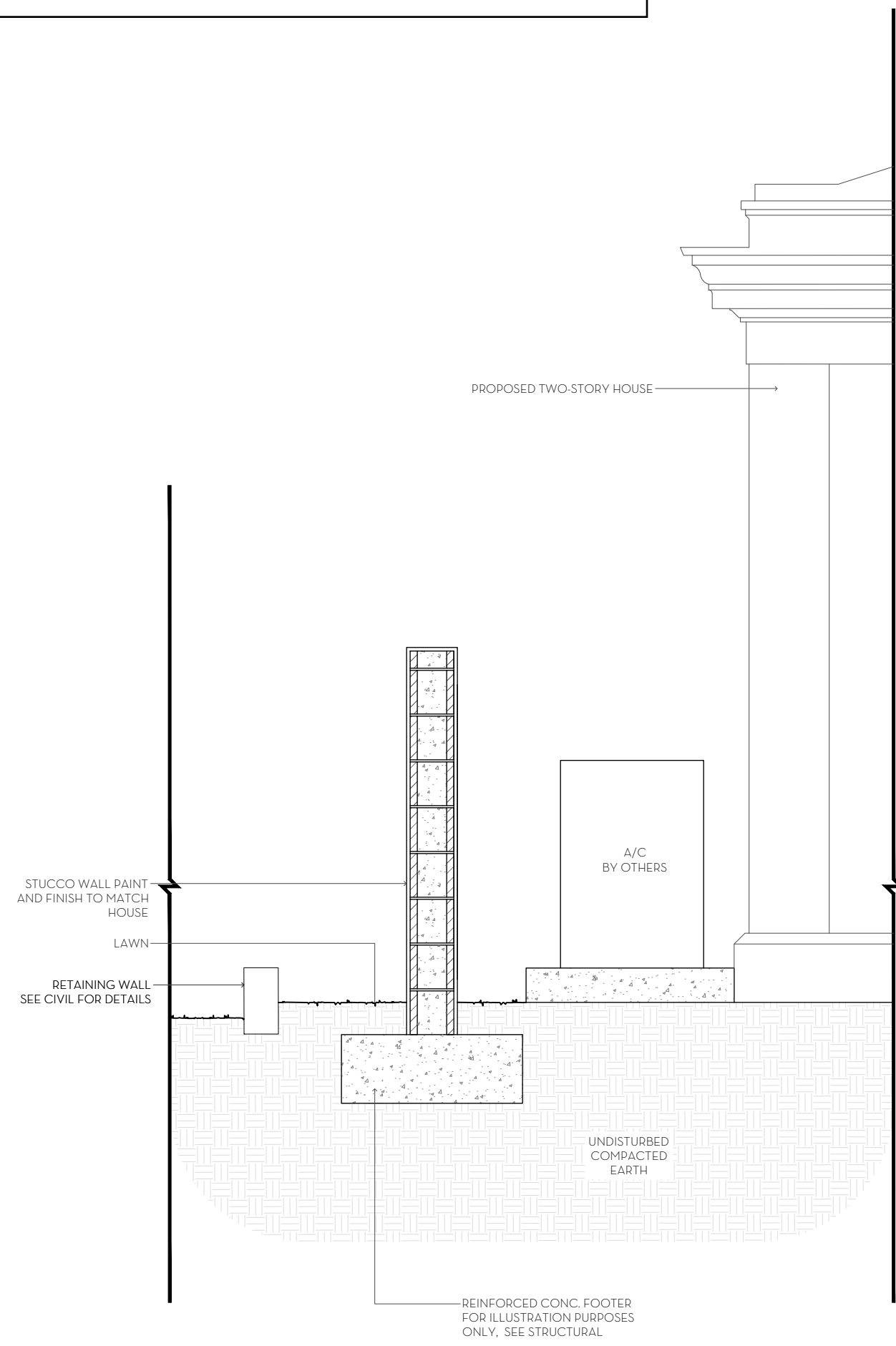
**LP1**  
ARCOM-24-008



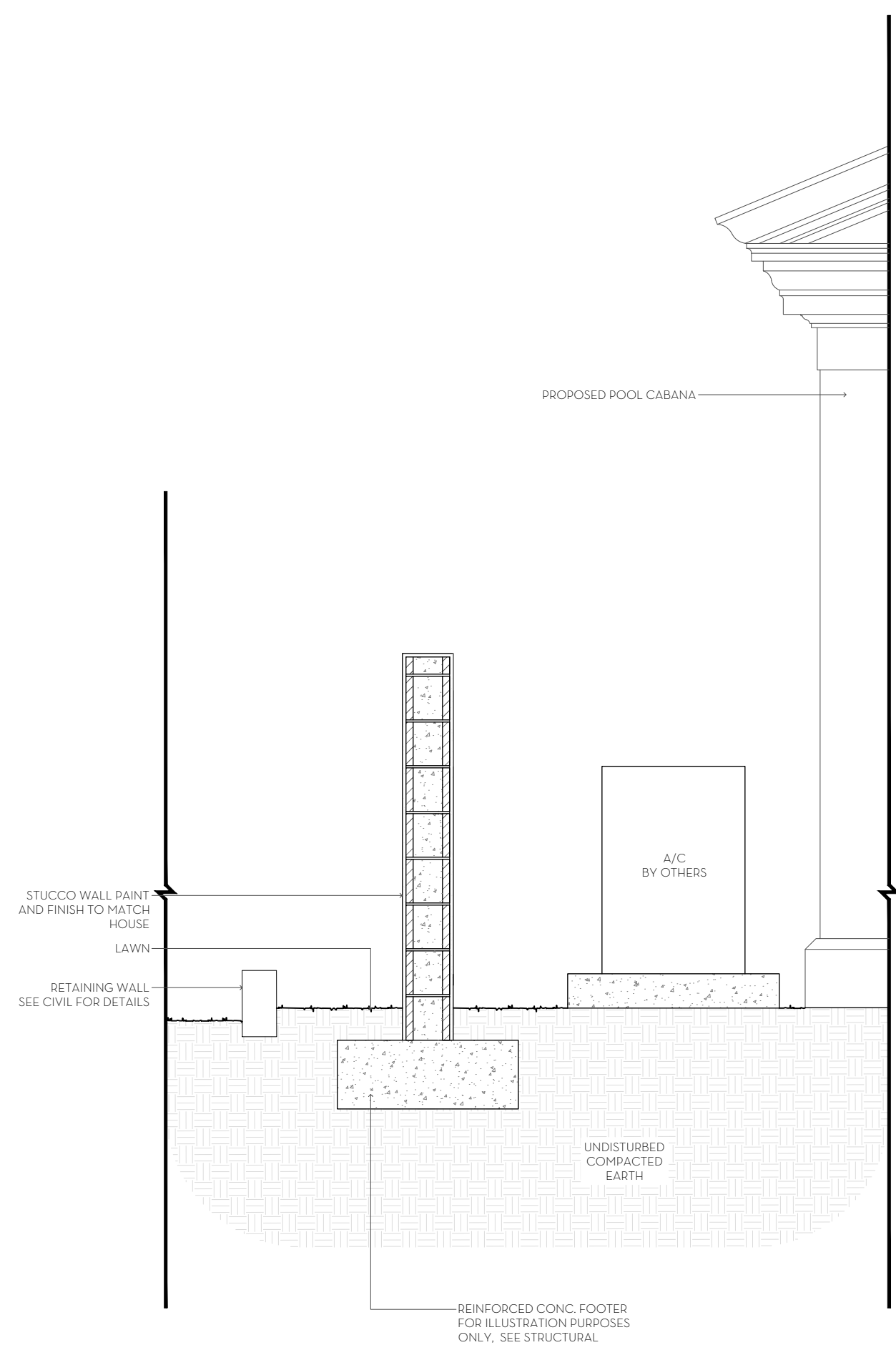




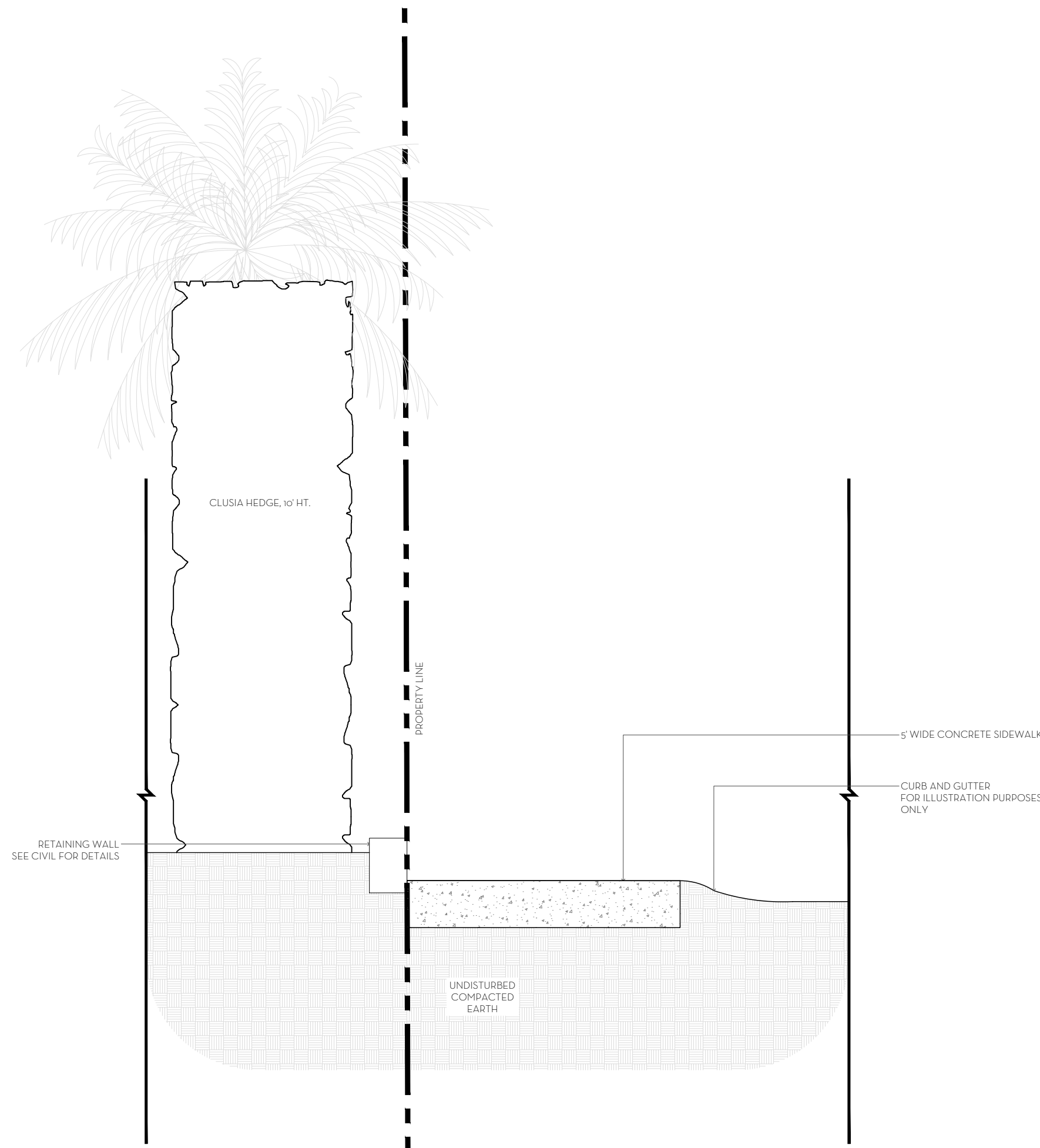




1 EQUIPMENT AREA ELEVATION  
D3.1 / SCALE: 1/2"=1'-0"



2 EQUIPMENT AREA ELEVATION  
D3.1 / SCALE: 1/2"=1'-0"



3 AREA SECTION  
D3.1 / SCALE: 1/2"=1'-0"


MARIO F. NIEVERA

State of Florida  
Landscape Architect  
Registration No.  
6666856

AREA DETAILS  
**RESIDENCE**  
264 DUNBAR ROAD, PALM BEACH, FL.

SCALE: AS SHOWN

26 JAN 2024  
3 JAN 2024  
20 NOV 2023  
13 NOV 2023



NIEVERA WILLIAMS  
DESIGN

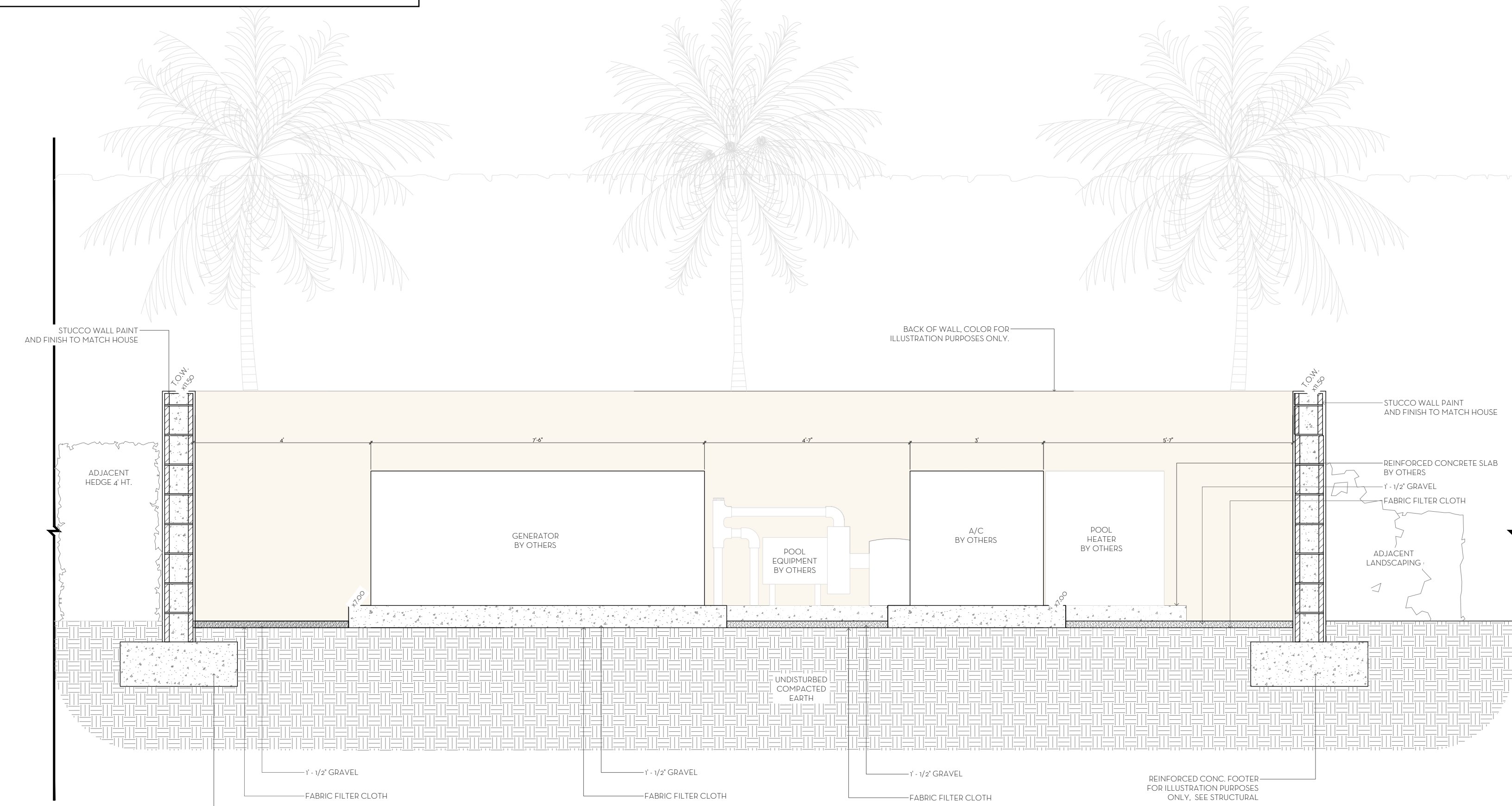
625 N. Flagler Drive  
Suite 502  
West Palm Beach, FL 33401  
P: 561-659-2820  
F: 561-659-2113

NIEVERAWILLIAMS.COM

**D3.1**  
ARCOM-24-008

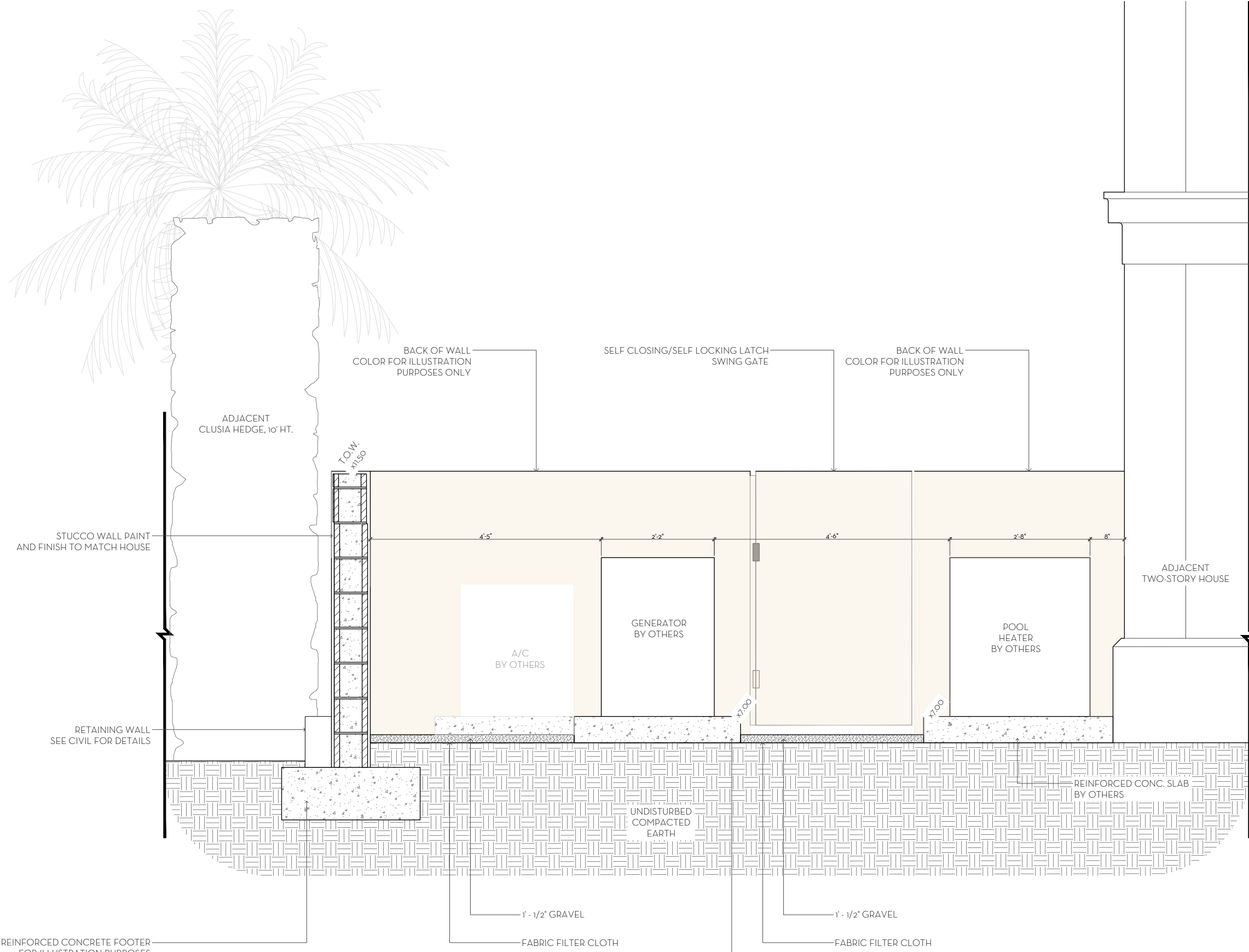


PREVIOUSLY PRESENTED



1  
D2 EQUIPMENT AREA ELEVATION  
SCALE: 1/2"=1'-0"

FINAL SUBMITTAL



2  
D2 EQUIPMENT AREA ELEVATION  
SCALE: 1/2"=1'-0"

MARIO F. NIEVERA

State of Florida  
Landscape Architect  
Registration No.  
6666856


EQUIPMENT AREA DETAILS

RESIDENCE

264 DUNBAR ROAD, PALM BEACH, FL.

SCALE: AS SHOWN

26 JAN 2024  
3 JAN 2024  
20 NOV 2023  
13 NOV 2023



NIEVERA WILLIAMS  
DESIGN

625 N. Flagler Drive  
Suite 502  
West Palm Beach, FL 33401  
P: 561-659-2820  
F: 561-659-2113

NIEVERAWILLIAMS.COM

D3  
ARCOM-24-008



MARIO F. NIEVERA

State of Florida  
Landscape Architect  
Registration No.  
6666856


SCALE: AS SHOWN

SITE SECTION/ELEVATION

RESIDENCE

264 DUNBAR ROAD, PALM BEACH, FL

26 JAN 2024  
3 JAN 2024  
20 NOV 2023  
13 NOV 2023



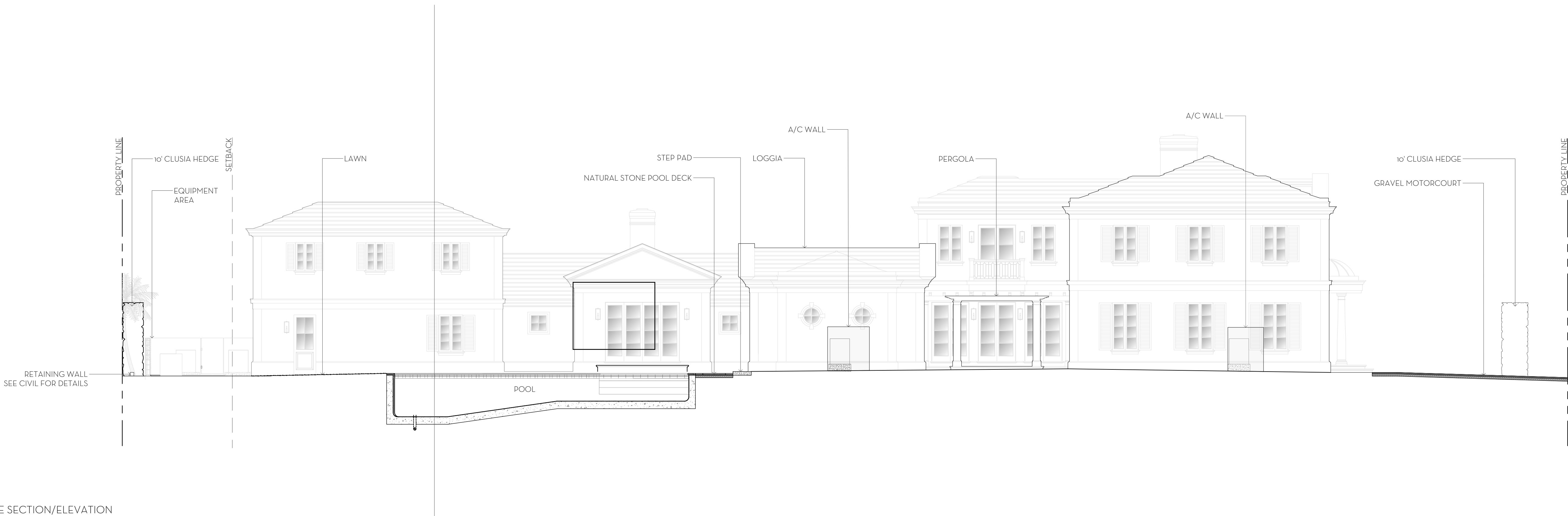
NIEVERA WILLIAMS  
DESIGN

625 N. Flagler Drive  
Suite 502  
West Palm Beach, FL 33401  
P: 561-659-2820  
F: 561-659-2113

NIEVERAWILLIAMS.COM

EL3

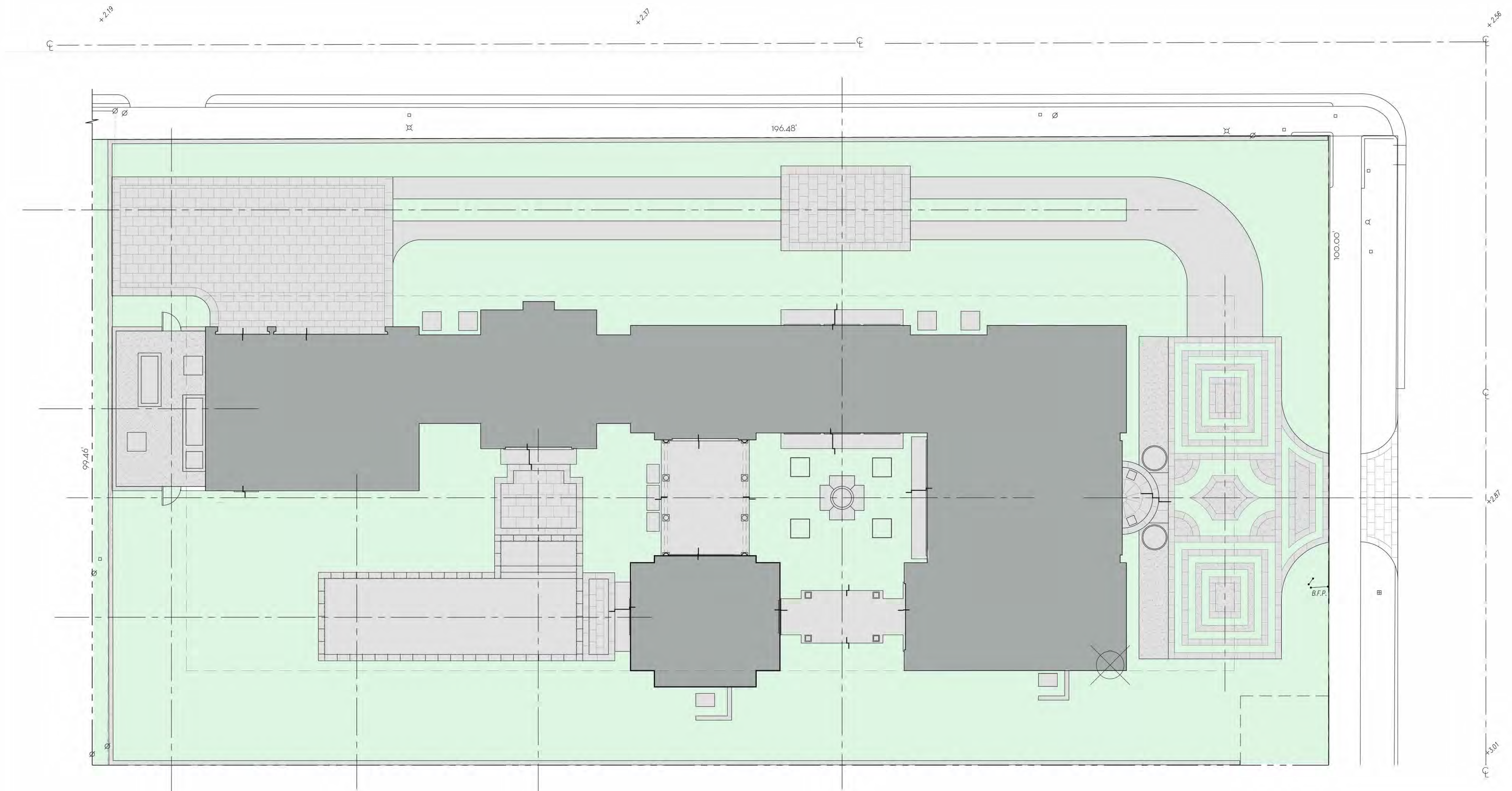
ARCOM-24-008



1 SITE SECTION/ELEVATION  
EL3 SCALE: 1/8"=1'-0"



PREVIOUSLY PRESENTED



OVERALL R-B SITE CALCULATIONS:

|                    |        |       |       |
|--------------------|--------|-------|-------|
| SITE AREA *        | 19,595 | SQ FT | 100%  |
| MINIMUM LANDSCAPE: |        |       |       |
| REQUIRED *         | 8,818  | SQ FT | 45%   |
| EXISTING *         | 9,700  | SQ FT | 49.5% |
| PROPOSED *         | 10,896 | SQ FT | 55.6% |

FRONT SETBACK SITE CALCULATIONS:

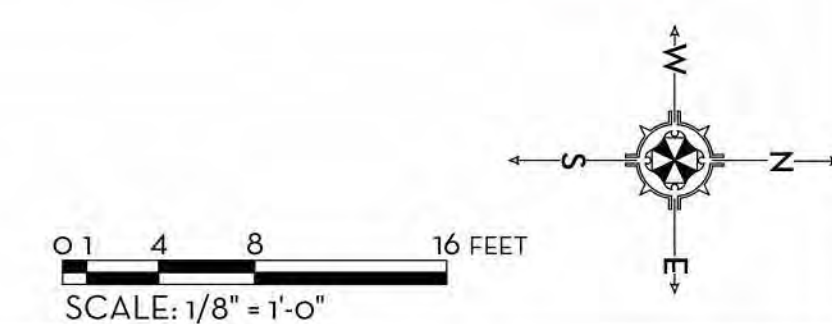
|                    |       |       |       |
|--------------------|-------|-------|-------|
| 25' SETBACK AREA * | 2,500 | SQ FT | 100%  |
| MINIMUM LANDSCAPE: |       |       |       |
| REQUIRED *         | 1,000 | SQ FT | 40%   |
| EXISTING *         | 1,669 | SQ FT | 66.7% |
| PROPOSED *         | 2,174 | SQ FT | 86.9% |

10' PERIMETER SITE CALCULATIONS:

|                    |       |       |       |
|--------------------|-------|-------|-------|
| PERIMETER AREA *   | 5,524 | SQ FT |       |
| MINIMUM LANDSCAPE: |       |       |       |
| REQUIRED *         | 1,000 | SQ FT | 18%   |
| EXISTING *         | 4,386 | SQ FT | 79.4% |
| PROPOSED *         | 4,842 | SQ FT | 87.7% |

LEGEND

|                    |  |
|--------------------|--|
| OPEN SPACE         |  |
| HARDSCAPE          |  |
| BUILDING/STRUCTURE |  |



MARIO F. NIEVERA

State of Florida  
Landscape Architect  
Registration No.  
6666856

OVERALL - OPEN SPACE DIAGRAM

**RESIDENCE**

264 DUNBAR ROAD, PALM BEACH, FL.

SCALE: 1/8" = 1'-0"

26 JAN 2024  
3 JAN 2024  
20 NOV 2023  
13 NOV 2023



NIEVERA WILLIAMS  
DESIGN

625 N. Flagler Drive  
Suite 502  
West Palm Beach, FL 33401  
P: 561-659-2820  
F: 561-659-2113

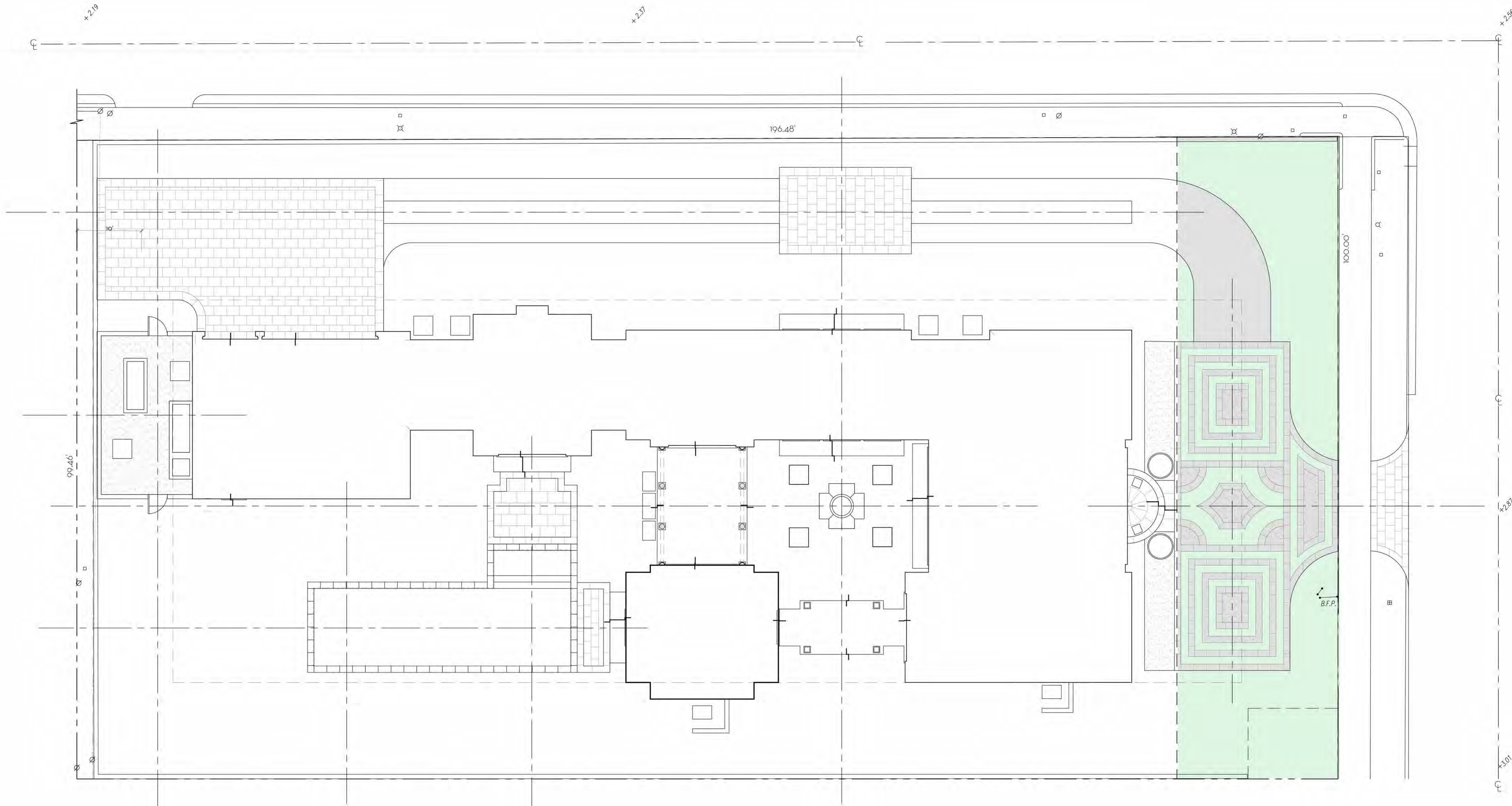
NIEVERAWILLIAMS.COM

**OS1**

ARCOM-24-008



PREVIOUSLY PRESENTED



OVERALL R-B SITE CALCULATIONS:

|                    |        |       |       |
|--------------------|--------|-------|-------|
| SITE AREA •        | 19,595 | SQ FT | 100%  |
| MINIMUM LANDSCAPE: |        |       |       |
| REQUIRED •         | 8,818  | SQ FT | 45%   |
| EXISTING •         | 9,700  | SQ FT | 49.5% |
| PROPOSED •         | 10,896 | SQ FT | 55.6% |

FRONT SETBACK SITE CALCULATIONS:

|                    |       |       |       |
|--------------------|-------|-------|-------|
| 25' SETBACK AREA • | 2,500 | SQ FT | 100%  |
| MINIMUM LANDSCAPE: |       |       |       |
| REQUIRED •         | 1,000 | SQ FT | 40%   |
| EXISTING •         | 1,669 | SQ FT | 66.7% |
| PROPOSED •         | 2,174 | SQ FT | 86.9% |

10' PERIMETER SITE CALCULATIONS:

|                    |       |       |
|--------------------|-------|-------|
| PERIMETER AREA •   | 5,524 | SQ FT |
| MINIMUM LANDSCAPE: |       |       |
| REQUIRED •         | 1,000 | SQ FT |
| EXISTING •         | 1,669 | SQ FT |
| PROPOSED •         | 2,174 | SQ FT |

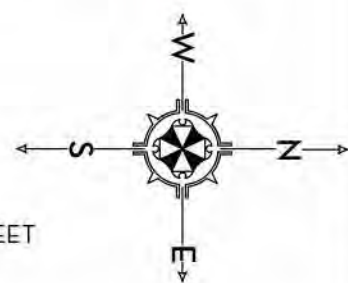
LEGEND

OPEN SPACE

HARDSCAPE

BUILDING/STRUCTURE

0 1 4 8 16 FEET  
SCALE: 1/8" = 1'-0"



MARIO F. NIEVERA

State of Florida  
Landscape Architect  
Registration No.  
6666856

FRONT - OPEN SPACE DIAGRAM

RESIDENCE

264 DUNBAR ROAD, PALM BEACH, FL.

26 JAN 2024  
3 JAN 2024  
20 NOV 2023  
13 NOV 2023



NIEVERA WILLIAMS  
DESIGN

625 N. Flagler Drive  
Suite 502  
West Palm Beach, FL 33401  
P: 561-659-2820  
F: 561-659-2113

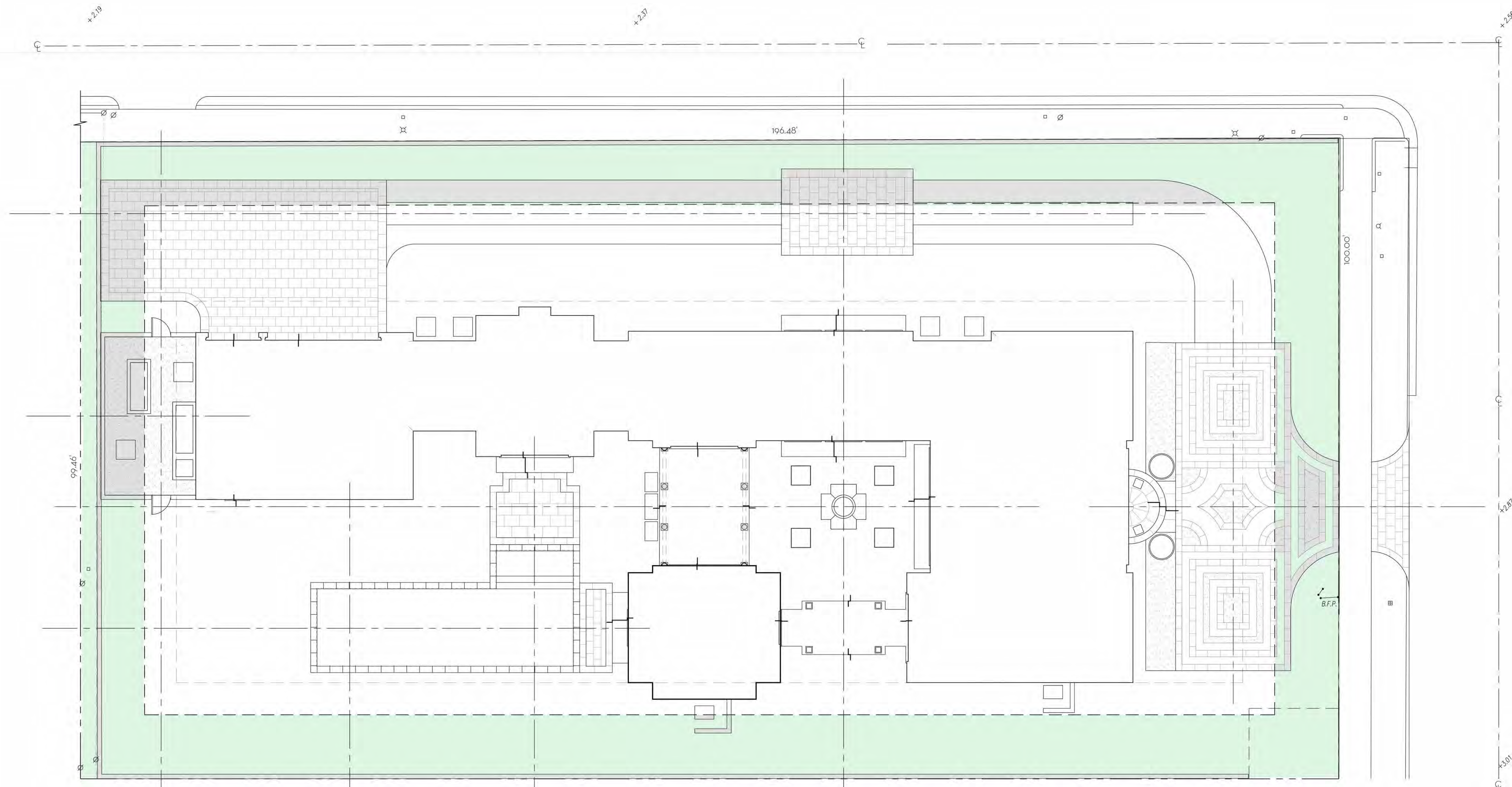
NIEVERAWILLIAMS.COM

OS2

ARCOM-24-008



PREVIOUSLY PRESENTED



OVERALL R-B SITE CALCULATIONS:

|                    |        |       |       |
|--------------------|--------|-------|-------|
| SITE AREA =        | 19,595 | SQ FT | 100%  |
| MINIMUM LANDSCAPE: |        |       |       |
| REQUIRED =         | 8,818  | SQ FT | 45%   |
| EXISTING =         | 9,700  | SQ FT | 49.5% |
| PROPOSED =         | 10,896 | SQ FT | 55.6% |

FRONT SETBACK SITE CALCULATIONS:

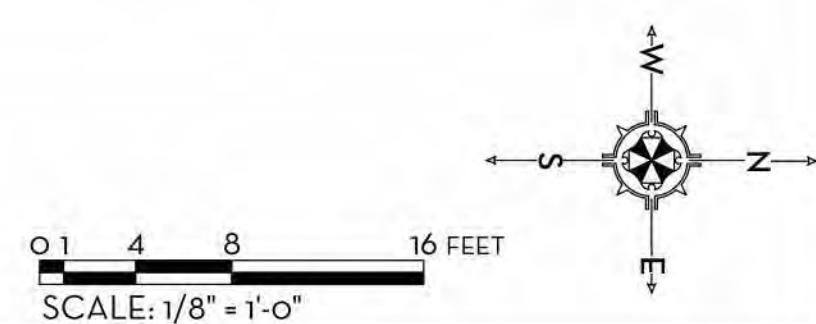
|                    |       |       |       |
|--------------------|-------|-------|-------|
| 25' SETBACK AREA = | 2,500 | SQ FT | 100%  |
| MINIMUM LANDSCAPE: |       |       |       |
| REQUIRED =         | 1,000 | SQ FT | 40%   |
| EXISTING =         | 1,469 | SQ FT | 66.7% |
| PROPOSED =         | 2,174 | SQ FT | 86.9% |

10' PERIMETER SITE CALCULATIONS:

|                    |       |       |       |
|--------------------|-------|-------|-------|
| PERIMETER AREA =   | 5,524 | SQ FT |       |
| MINIMUM LANDSCAPE: |       |       |       |
| REQUIRED =         | 1,000 | SQ FT | 40%   |
| EXISTING =         | 1,469 | SQ FT | 66.7% |
| PROPOSED =         | 2,174 | SQ FT | 86.9% |

LEGEND

|                    |  |
|--------------------|--|
| OPEN SPACE         |  |
| HARDSCAPE          |  |
| BUILDING/STRUCTURE |  |



MARIO F. NIEVERA

State of Florida  
Landscape Architect  
Registration No.  
6666856

SIDES - OPEN SPACE DIAGRAM

RESIDENCE

264 DUNBAR ROAD, PALM BEACH, FL.

26 JAN 2024  
3 JAN 2024  
20 NOV 2023  
13 NOV 2023



NIEVERA WILLIAMS  
DESIGN

625 N. Flagler Drive  
Suite 502  
West Palm Beach, FL 33401  
P: 561-659-2820  
F: 561-659-2113

NIEVERAWILLIAMS.COM

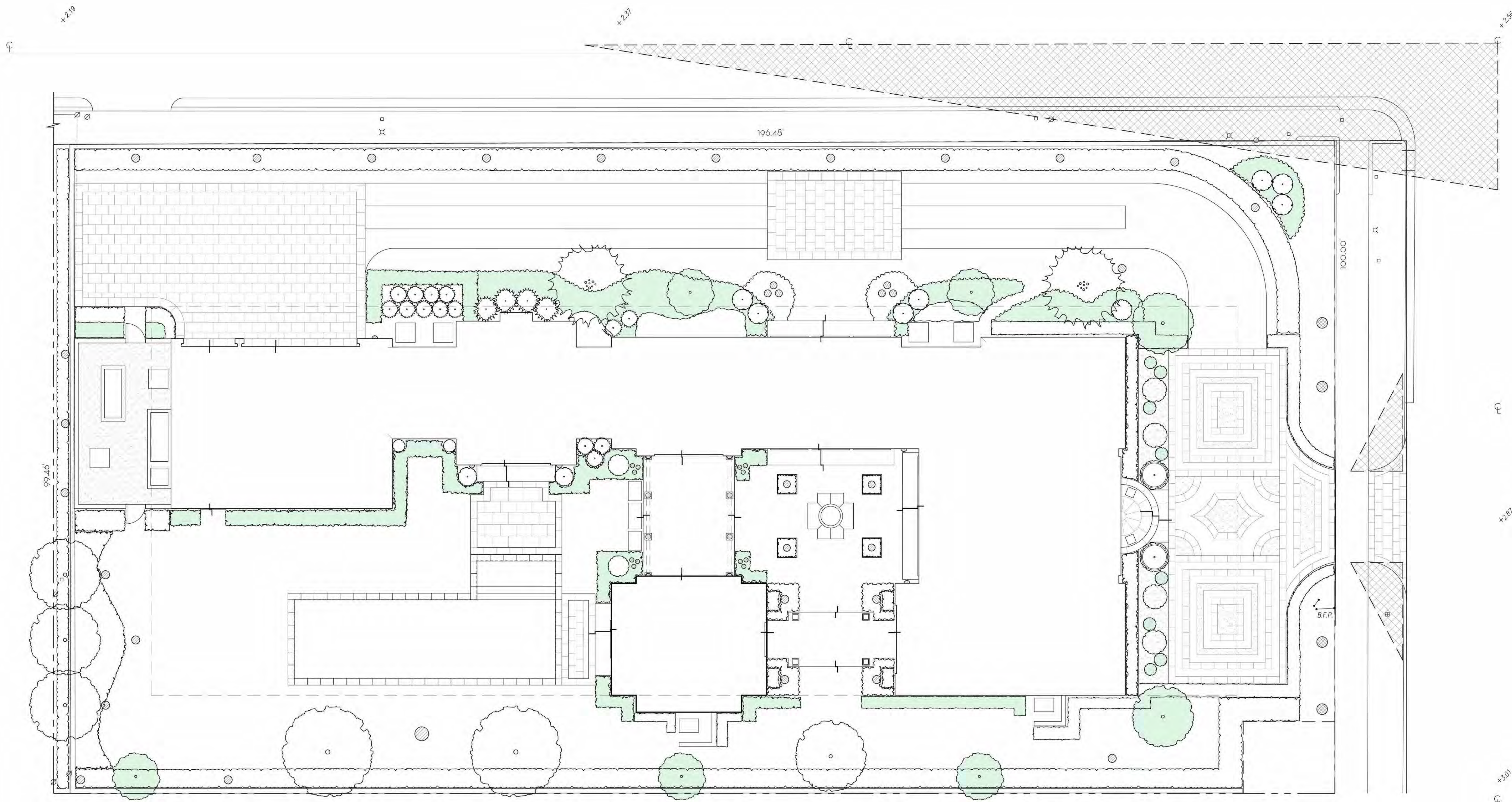
OS3

ARCOM-24-008

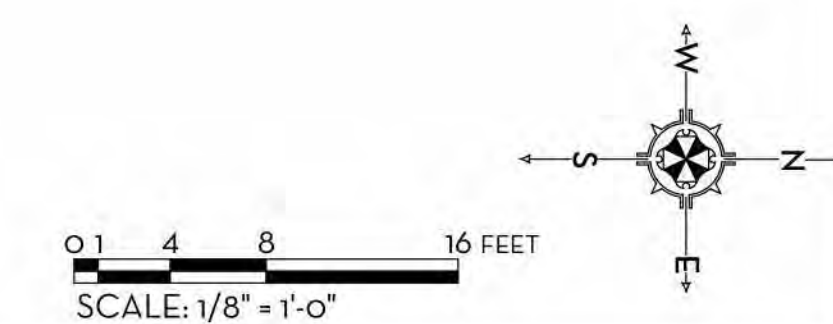
SCALE: 1/8" = 1'-0"



PREVIOUSLY PRESENTED



LEGEND  
NATIVE



MARIO F. NIEVERA  
State of Florida  
Landscape Architect  
Registration No.  
6666856

NATIVES - OPEN SPACE DIAGRAM  
**RESIDENCE**  
264 DUNBAR ROAD, PALM BEACH, FL.

26 JAN 2024  
3 JAN 2024  
20 NOV 2023  
13 NOV 2023

  
NIEVERA WILLIAMS  
DESIGN

625 N. Flagler Drive  
Suite 502  
West Palm Beach, FL 33401  
P: 561-659-2820  
F: 561-659-2113

NIEVERAWILLIAMS.COM

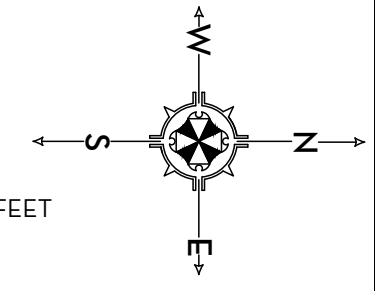
**OS4**  
ARCOM-24-008

SCALE: 1/8" = 1'-0"



## PREVIOUSLY PRESENTED

FINAL SUBMITTAL



0 1 4 8 16 FEET  
SCALE:  $\frac{1}{8}'' = 1'-0''$

MARIO F. NIEVERA

State of Florida  
Landscape Architect  
Registration No.  
6666856

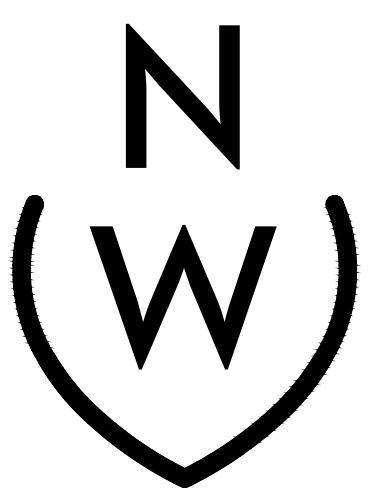
## CONSTRUCTION SCREENING PLAN

## RESIDENCE

264 DUNBAR ROAD, PALM BEACH, FL.

SCALE:  $3/32'' = 1'-0''$ 

26 JAN 2024  
3 JAN 2024  
20 NOV 2023  
13 NOV 2023



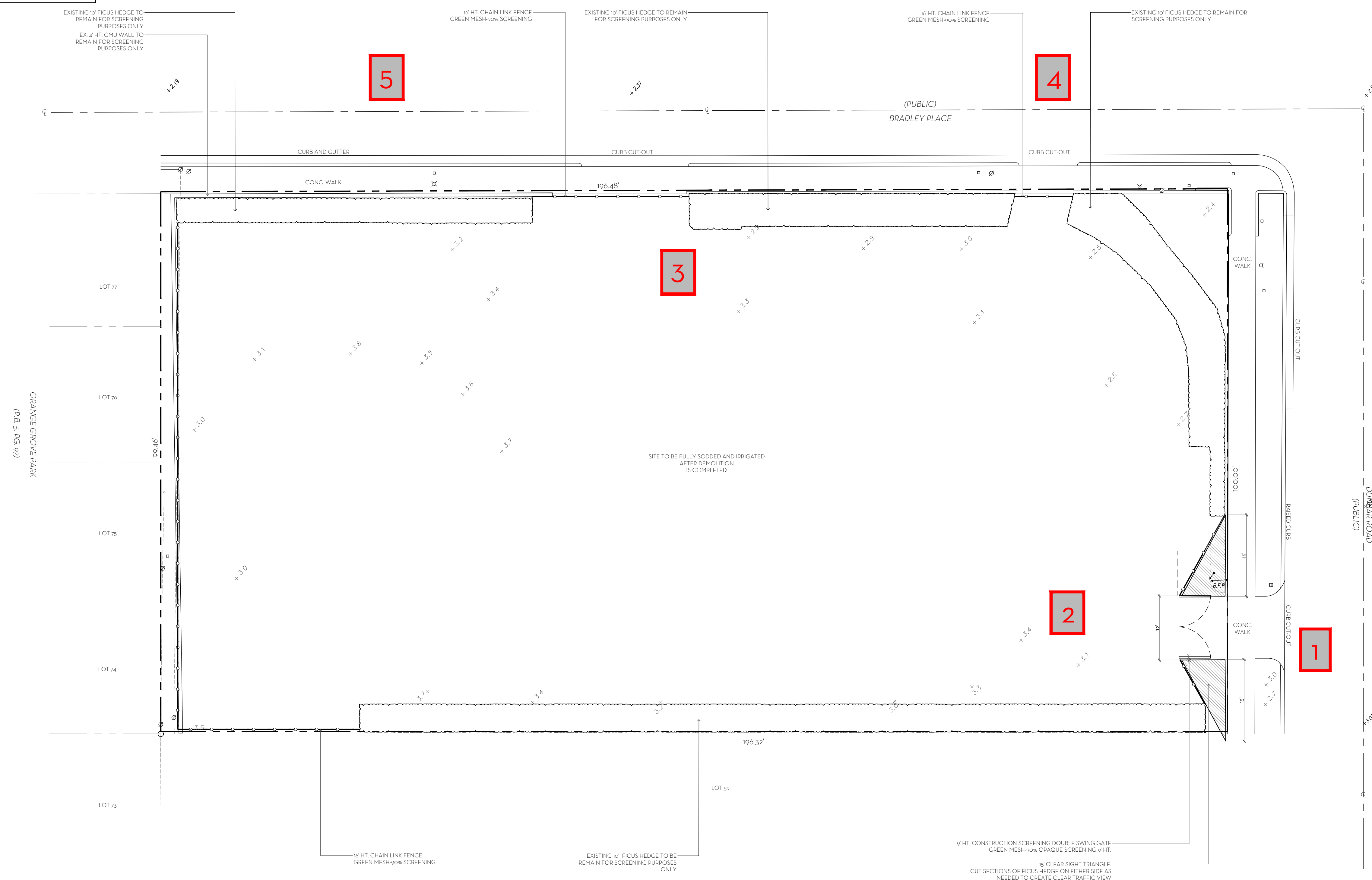
NIEVERA WILLIAMS  
DESIGN

625 N. Flagler Drive  
Suite 502  
West Palm Beach, FL 33401  
P: 561-659-2820  
F: 561-659-2113

NIEVERAWILLIAMS.COM

# CSR

ARCOM-24-008



1 SIDE ENTRANCE FICUS HEDGE



## 2 DRIVEWAY ENTRANCE FICUS HEDGE



### 3 WALKWAY FICUS HEDGE



#### 4 STREET VIEW FICUS HEDGE



## 5 STREET VIEW FICUS HEDGE + WALL