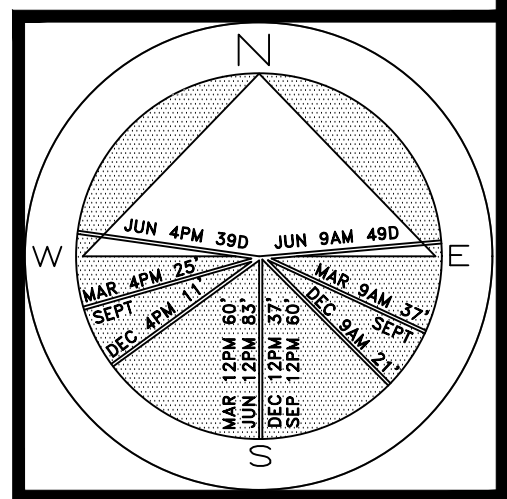
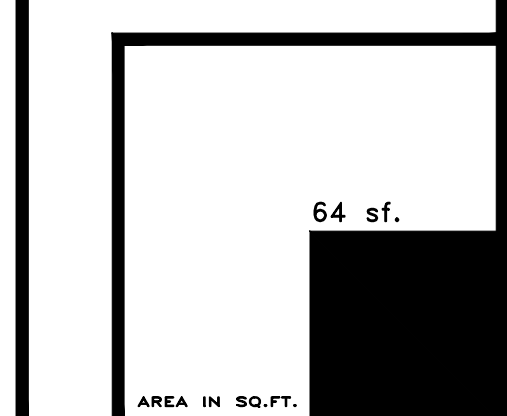


Private Residence
216 Tradewind Dr
Palm Beach, FL 33480



JOB NUMBER: # 23086.00 LA
DRAWN BY: Dustin Mizell
DATE: 12.20.2023
01.02.2024

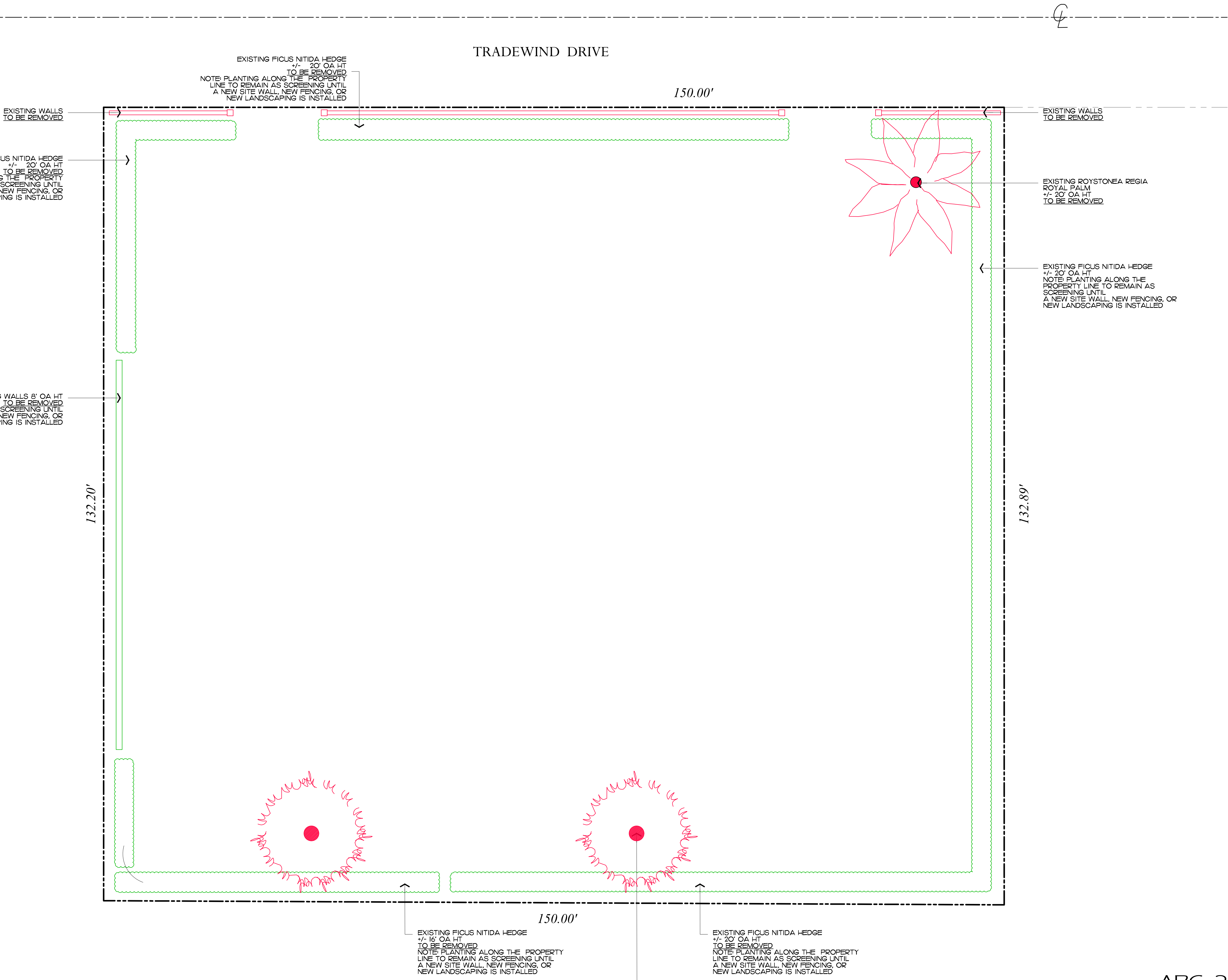
SHEET L2.0



ARC-23-144

Demolition and Vegetation Action Plan

SCALE IN FEET 0' 8' 16' 24'

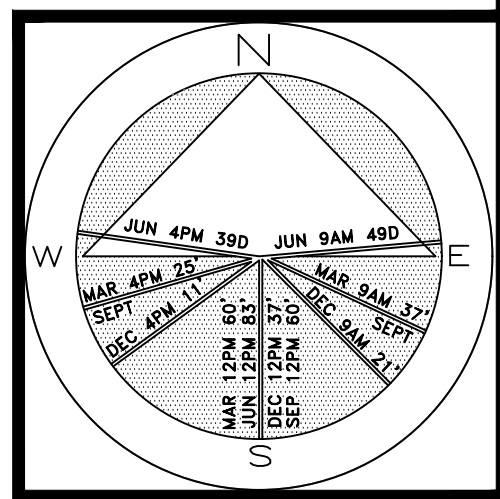


COPYRIGHT: 2023
The following drawings are instruments of service to the Landscape Architect. They are not products of design. All ideas, designs, arrangements and plans indicated or represented by this/these drawings are owned by and the property of the designer, and were created, evolved and developed for use on and in connection with this project. None of such ideas, designs, arrangements or plans shall be used by or disclosed to any person, firm or corporation without the written permission of the Landscape Architect.

DISCLAIMER: 2023
Construction on the term is generally understood, and that ENVIRONMENT DESIGN GROUP does not provide landscape architectural services during construction, including on-site monitoring, site visits, shop drawing review, design clarification, etc., the client agrees to indemnify and hold harmless ENVIRONMENT DESIGN GROUP from any liability arising from, acts or omissions in the performance of said services during construction by the client, and his/her agents, employees, or subcontractors.

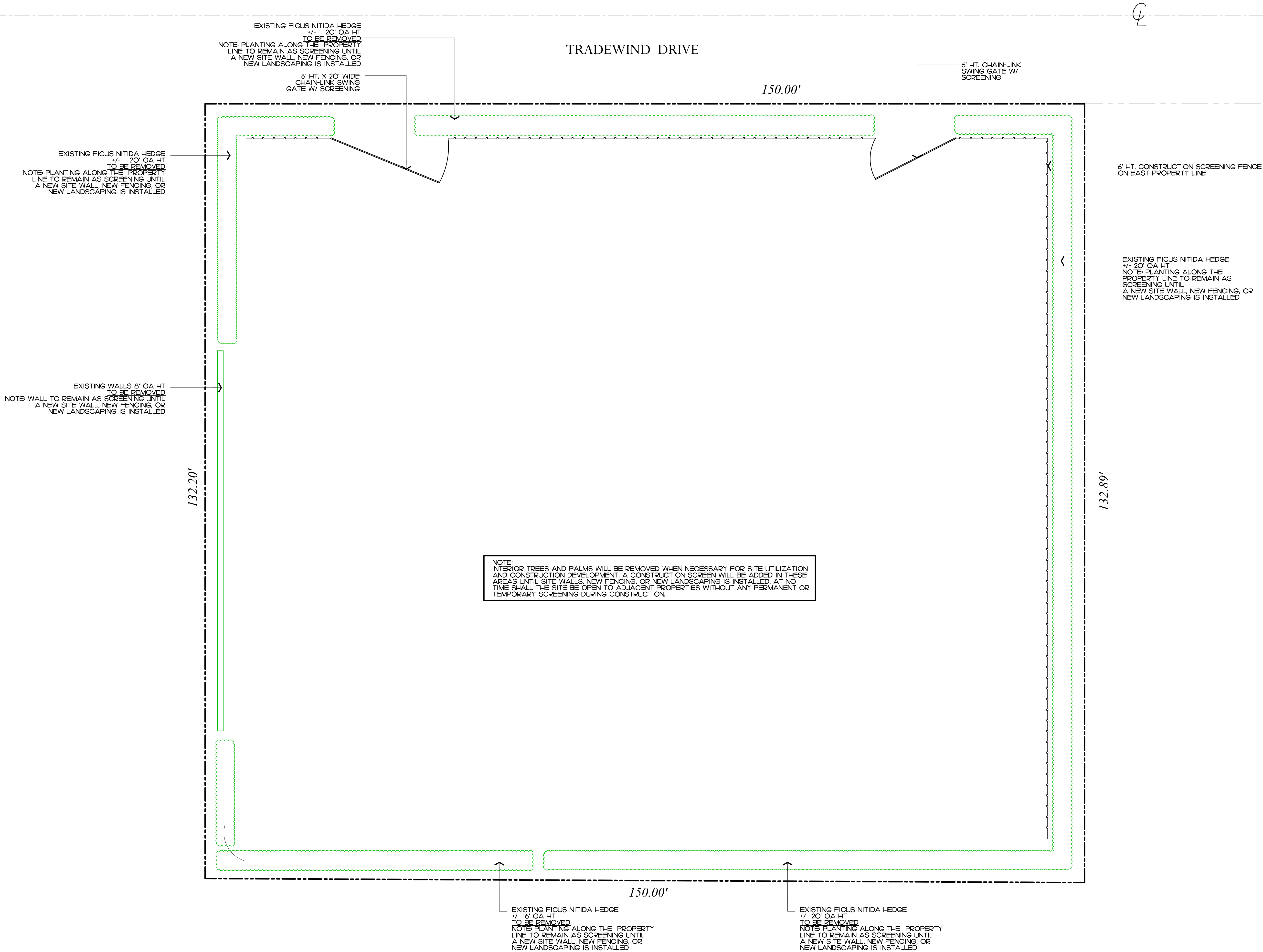
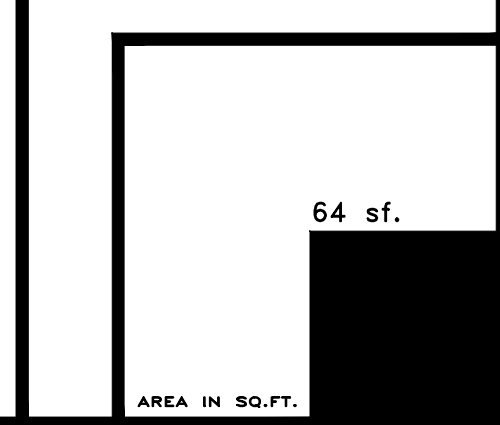
48 HOURS BEFORE DIGGING
CALL TOLL FREE
1-800-432-4770
SUNSHINE STATE ONE CALL
OF FLORIDA, INC.

Private Residence
216 Tradewind Dr
Palm Beach, FL 33480



JOB NUMBER: # 23086.00 LA
DRAWN BY: Alex Bugrii
DATE: 12.20.2023

SHEET L4.0



48 HOURS BEFORE DIGGING
CALL TOLL FREE
1-800-432-4770
SUNSHINE STATE ONE CALL
OF FLORIDA, INC.

Construction Screening Plan

ARC-23-144

SCALE IN FEET 0' 8' 16' 24'



Existing North Side



Existing Northeast Corner



Existing Northwest Corner



Existing Northeast Corner



Existing Southeast Corner



Existing Southwest Corner

ENVIRONMENT
DESIGN
GROUP

139 North County Road 5020-8 Palm Beach, FL 33480
Phone: 561.832.4600 Mobile: 561.313.4424

Landscape Architecture
Land Planning
Landscape Management

Dustin M. Mizell, M.L.A. P.L.A. #6666784
Dustin@environmentdesigngroup.com

Private Residence
216 Tradewind Dr
Palm Beach, FL 33480

JOB NUMBER: # 23086.00 LA
DRAWN BY: Alex Bugrii
DATE: 12.20.2023

SHEET L4.1

2023

COPYRIGHT:
The following drawings are instruments of service to the Landscape Architect. They are not products of design. All ideas, designs, arrangements and plans indicated or represented by this/these drawings are owned by and the property of the designer, and were created, evolved and developed for use on and in connection with this project. None of such ideas, designs, arrangements or plans shall be used by or disclosed to any person, firm or corporation without the written permission of the Landscape Architect.

2023

DISCLAIMER:
Construction, as the term is generally understood, and that ENVIRONMENT DESIGN GROUP does not provide landscape architectural services during construction, including on-site monitoring, site visits, shop drawing review, design clarification, etc., the client agrees to indemnify and hold harmless ENVIRONMENT DESIGN GROUP from any liability arising from, acts or omissions in the performance of said services during construction by the client, and his/her agents, employees, or subcontractors.

48 HOURS BEFORE DIGGING
CALL TOLL FREE
1-800-432-4770
SUNSHINE STATE ONE CALL
OF FLORIDA, INC.

ARC-23-144
Existing Site Photos



Existing North Buffer



Existing South Buffer



Existing East Buffer



Existing East Buffer



Existing Southwest Buffer



Existing Southeast Buffer

ENVIRONMENT
DESIGN
GROUP

139 North County Road 5420-8
Phone: 561.832.4600

Palm Beach, FL 33480
Mobile: 561.313.4424

Landscape Architecture


Land Planning

Landscape Management

Dustin M. Mizell, M.L.A. R.L.A. #6666784

Dustin@environmentdesigngroup.com

Private Residence
216 Tradewind Dr
Palm Beach, FL 33480



JOB NUMBER: # 23086.00 LA
DRAWN BY: Alex Bugrii
DATE: 12.20.2023

2023

COPYRIGHT:
The following drawings are instruments of service to the Landscape Architect. They are not products of design. All ideas, designs, arrangements and plans indicated or represented by this/these drawings are owned by and the property of the designer, and were created, evolved and developed for use on and in connection with this project. None of such ideas, designs, arrangements or plans shall be used by or disclosed to any person, firm or corporation without the written permission of the Landscape Architect.

2023

DISCLAIMER:
Construction, as the term is generally understood, and that ENVIRONMENT DESIGN GROUP does not provide landscape architectural services during construction, including on-site monitoring, site visits, shop drawing review, design clarification, etc., the client agrees to indemnify and hold harmless ENVIRONMENT DESIGN GROUP from any liability arising from, acts or omissions in the performance of said services during construction by the client, and his/her agents, employees, or subcontractors.

48 HOURS BEFORE DIGGING
CALL TOLL FREE
1-800-432-4770
SUNSHINE STATE ONE CALL
OF FLORIDA, INC.

ARC-23-144

Existing Landscape Buffer Images

SHEET L4.2

Hardscape Material

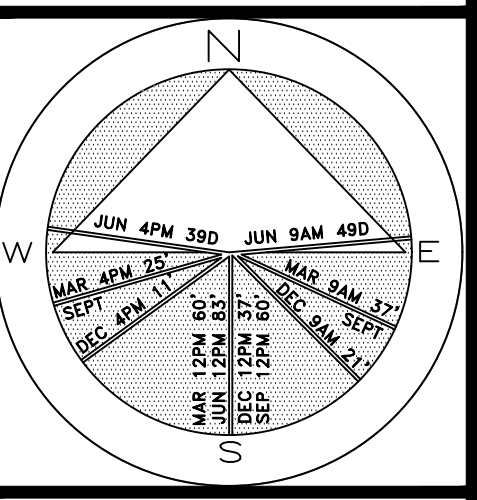


DRIVEWAY
SILVER TRAVERTINE
WITH POLISHED TRAVERTINE
BANDS



PATHWAY
BELGARD BELGIAN COBBLE PAVER
SYSTEM
COLOR SLATE GREY BY BELGARD
SET ON COMPACTED SHELLROCK

Private Residence
216 Tradewind Dr
Palm Beach, FL 33480

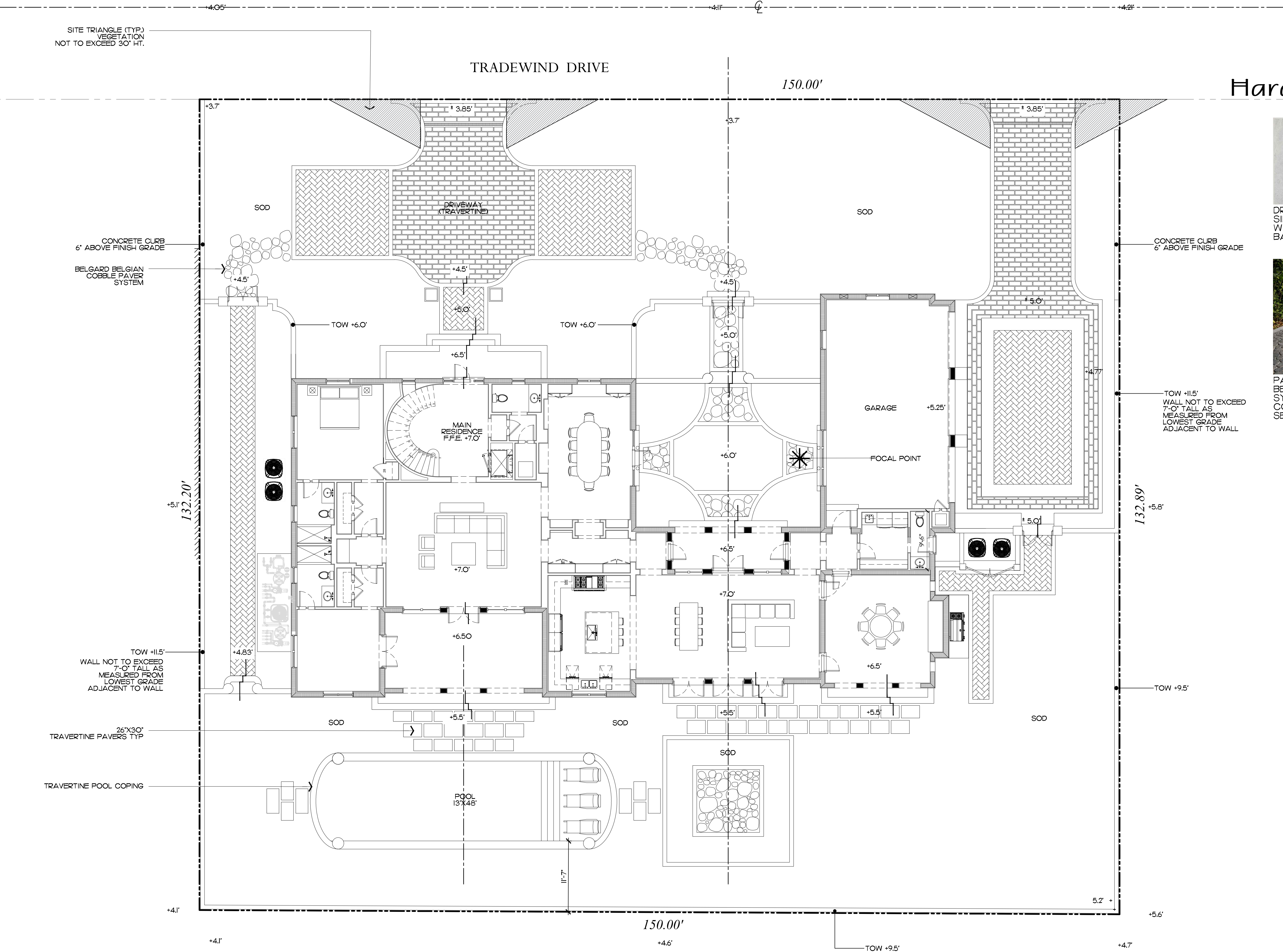


JOB NUMBER: # 23086.00 LA
DRAWN BY: Grace Walton
Alex Bugrii
DATE: 12.20.2023
01.02.2024

SHEET L5.0

64 sf.

AREA IN SQ.FT.



2023
COPYRIGHT: The following drawings are instruments of service to the Landscape Architect. They are not products of design. All ideas, designs, arrangements and plans indicated or represented by this/these drawings are owned by and the property of the designer, and were created, evolved and developed for use on and in connection with this project. None of such ideas, designs, arrangements or plans shall be used by or disclosed to any person, firm or corporation without the written permission of the Landscape Architect.

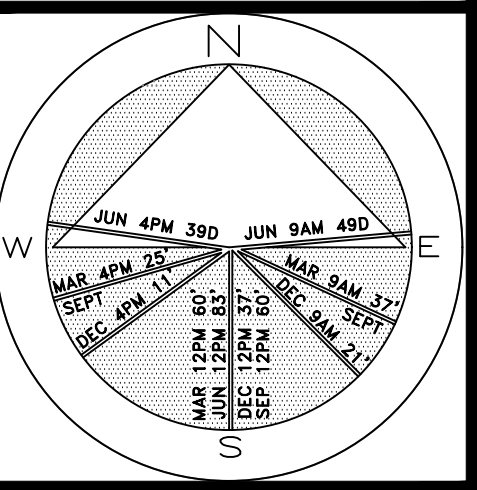
2023
DISCLAIMER: Construction, as the term is generally understood, and that ENVIRONMENT DESIGN GROUP does not provide landscape architectural services during construction, including on-site monitoring, site visits, shop drawing review, design clarification, etc., the client agrees to indemnify and hold harmless ENVIRONMENT DESIGN GROUP from any liability arising from, acts or omissions in the performance of said services during construction by the client, and his/her agents, employees, or subcontractors.

48 HOURS BEFORE DIGGING
CALL TOLL FREE
1-800-432-4770
SUNSHINE STATE ONE CALL
OF FLORIDA, INC.

ARC-23-144

Site Plan
SCALE IN FEET 0' 8' 16' 24'

Private Residence
216 Tradewind Dr
Palm Beach, FL 33480

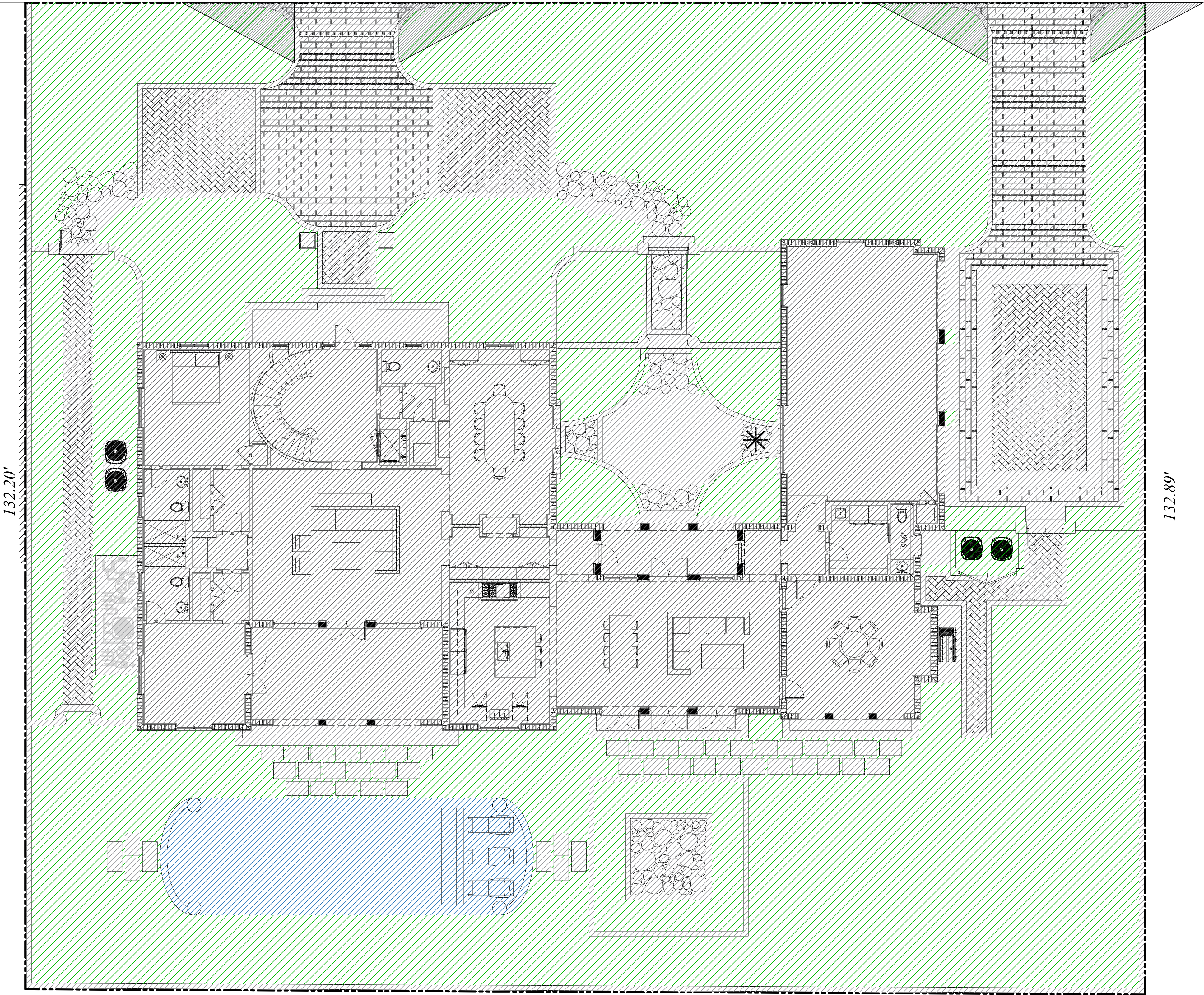


JOB NUMBER: # 23086.00 LA
DRAWN BY: Alex Bugrii
DATE: 12.20.2023
01.02.2024

SHEET L5.2



TRADEWIND DRIVE
150.00'



150.00'

Legend

- IMPERVIOUS AREA (HOUSE/STRUCTURE)
- IMPERVIOUS AREA (HARDSCAPE)
- PERVIOUS AREA / OPEN SPACE
- IMPERVIOUS AREA / WATER FEATURE

Site Data

DESCRIPTION	REQUIRED		PROPOSED	
LOT ZONE			R-B - LOW DENSITY RESIDENTIAL	
LOT AREA	10,000 S.F. MINIMUM		19,881 S.F.	
OPEN / PERMEABLE SPACE	MINIMUM 45%	8,946 S.F.	46.46%	9,238 S.F.
FRONT YARD LANDSCAPE	MINIMUM 40% OF FRONT YARD	1,500 S.F.	62.61%	2,348 S.F.
PERIMETER LANDSCAPE WITHIN 10' OF PROPERTY LINE	MINIMUM 30% OF REQ'D OPEN SPACE	4,473 S.F.	52.64%	4,710 S.F.

Site Calculation/Lot Coverage Graphics

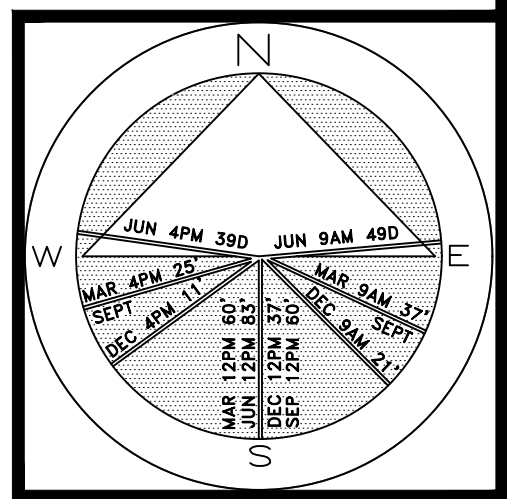
ARC-23-144

2023
COPYRIGHT: The following drawings are instruments of service to the Landscape Architect. They are not products of design. All ideas, designs, arrangements and plans indicated or represented by this/these drawings are owned by and the property of the designer, and were created, evolved and developed for use on and in connection with this project. None of such ideas, designs, arrangements or plans shall be used by or disclosed to any person, firm or corporation without the written permission of the Landscape Architect.

2023
DISCLAIMER: Construction, as the term is generally understood, and that ENVIRONMENT DESIGN GROUP does not provide landscape architectural services during construction, including on-site monitoring, site visits, shop drawing review, design clarification, etc., the client agrees to indemnify and hold harmless ENVIRONMENT DESIGN GROUP from any liability arising from, acts or omissions in the performance of said services during construction by the client, and his/her agents, employees, or subcontractors.

48 HOURS BEFORE DIGGING
CALL TOLL FREE
1-800-432-4770
SUNSHINE STATE ONE CALL
OF FLORIDA, INC.

Private Residence
216 Tradewind Dr
Palm Beach, FL 33480



JOB NUMBER: # 23086.00 LA
DRAWN BY: Grace Walton
ALEX BUGRII
DATE: 12.20.2023
01.02.2024

SHEET L6.0

64 sf.

AREA IN SQ.FT.

SITE TRIANGLE (TYP.)
VEGETATION
NOT TO EXCEED 30" HT.

(80) FICUS MICROCARPA
GREEN ISLAND FICUS
3 GAL 15" OC

(35) FORESTIERA SEGREGATA
FLORIDA PRIVET HEDGE
6' OA HT, 3' OC

(180) SALVIA MISELLA
BLUE SALVIA MISELLA
1 GAL 12" OC

(2) GARDENIA SPP
10 GAL, MATCHING
PLANTED IN POTS

(80) TRACHELOSPERMUM ASIATICUM
VARIEGATED JASMINE MINIMA
1 GAL 12" OC

(8) COCOS NUCIFERA
COCONUT PALM
18" GW CURVED

(70) CHRYSOBALANUS ICACO
GREEN COCOPLUM
3 GAL 12" OC

(100) FICUS MICROCARPA
GREEN ISLAND FICUS
3 GAL 15" OC

(2) CANANGA ODORATA
YLANG YLANG TREE
14' OA HT

(12) CRAPE JASMINE TYP
7 GAL

(110) CHRYSOBALANUS ICACO
GREEN COCOPLUM
3 GAL 12" OC

(4) MONOON LONGIFOLIUM
MAST TREE
16' OA HT

(150) SALVIA MISELLA
SAGE SALVIA
1 GAL 12" OC

(1) COCOS NUCIFERA
COCONUT GROVE
12" GW CURVED TRUNK

(11) JASMINE SPP
24"X24" TYP

(8) MYRCIANTHES FRAGRANS
SIMON STOPPER
18"-20" OA HT

(150) TRACHELOSPERMUM ASIATICUM
ASIATIC JASMINE GROUNDCOVER
1 GAL 12"

(7) ADONIDIA MERRILLII
CHRISTMAS PALM
14' OA HT

(4) 30"X30" JASMINE SPHERES
PLANTED IN POTS

(75) PHILODENDRON BURLE-MARXII
3 GAL 18" OC

(16) SABAL PALMETTO
SABAL PALM
20'-25' OA HT

(4) COCCOLOBA DIVERSIFOLIA
PIGEON PLUM
6' CT 18"-20" OA HT

TRADEWIND DRIVE

(225) SALVIA MISELLA
TROPICAL SAGE
1 GAL 12" OC
(20) FORESTIERA SEGREGATA
FLORIDA PRIVET HEDGE
6' OA HT 3' OC

(135) FICUS MICROCARPA
GREEN ISLAND FICUS
3 GAL 15" OC

(14) LANTANA INVOLUCRATA
WHITE LANTANA TYP
3X3' SPHERES

(50) SALVIA MISELLA
TROPICAL SAGE
1 GAL 12" OC

(14) LANTANA INVOLUCRATA
WHITE LANTANA TYP
3X3' SPHERES

(360) RUELLIA CAROLINIENSIS
WILD PETUNIA
3 GAL 12" OC

(10) FICUS MICROCARPA
GREEN ISLAND FICUS
3 GAL 15" OC

(10) FORESTIERA SEGREGATA
FLORIDA PRIVET HEDGE
6' OA HT FTB 56" OC

(5) DOMBeya SEMINOLE
4'X4' SPHERE TYP

(5) TRACHELOSPERMUM JASMINOIDES
CONFEDERATE JASMINE VINE
6' OA HT ATTACHED TO WALL

(25) FICUS MICROCARPA
GREEN ISLAND FICUS
3 GAL 15" OC

(2) BOUGAINVILLEA VINE
6' OA HT

(7) FORESTIERA SEGREGATA
FLORIDA PRIVET HEDGE
6' OA HT 3' OC

(6) MYRCIANTHES FRAGRANS
SIMON STOPPER TREE
18"-20" OA HT

(4) ADONIDIA MERRILLII
CHRISTMAS PALM
14' OA HT

(8) FICUS MICROCARPA
GREEN ISLAND FICUS
3 GAL 15" OC

(16) SALVIA MISELLA
TROPICAL SAGE
1 GAL 12" OC

(1) COCOS NUCIFERA
COCONUT GROVE
12" GW CURVED TRUNK

(8) PSIDUL CATTLEYANUM
STRAWBERRY GUAVA TREE
14'-16" OA HT

(127) TRACHELOSPERMUM ASIATICUM
ASIATIC JASMINE
1 GAL 12" OC

(2) CANANGA ODORATA
YLANG YLANG TREE
14' OA HT

(50) PHILODENDRON BURLE-MARXII
3 GAL 18" OC

(37) FORESTIERA SEGREGATA
FLORIDA PRIVET
8' HT 36" OC

(12) PHILODENDRON TATEI KRAUSE
GREEN CONGO
3 GAL 24" OC

(4) ADONIDIA MERRILLII
CHRISTMAS PALM
14' OA HT

ARC-23-144

Landscape Plan

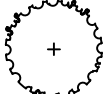




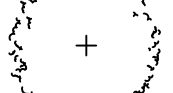



SCALE IN FEET 0' 8' 16' 24'

2023
COPYRIGHT: The following drawings are instruments of service to the Landscape Architect. They are not products of design. All ideas, designs, arrangements and plans indicated or represented by this/these drawings are owned by and the property of the designer, and were created, evolved and developed for use on and in connection with this project. None of such ideas, designs, arrangements or plans shall be used by or disclosed to any person, firm or corporation without the written permission of the Landscape Architect.



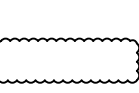
2023
DISCLAIMER: Construction, on the term is generally understood, and that ENVIRONMENT DESIGN GROUP does not provide landscape architectural services during construction, including on-site monitoring, site visits, shop drawing review, design clarification, etc., the client agrees to identify and hold harmless ENVIRONMENT DESIGN GROUP from any liability arising from, acts or omissions in the performance of said services during construction by the client, and his/her agents, employees, or subcontractors.

48 HOURS BEFORE DIGGING
CALL TOLL FREE
1-800-432-4770
SUNSHINE STATE ONE CALL
OF FLORIDA, INC.

Trees & Palms

SYMBOL	PLANT NAME	QTY.	DESCRIPTION	NATIVE
	MYRCIANTHES FRAGRANS SIMPSON STOPPER	14	18'-20' OA HT	YES
	COCCOLOBA DIVERSIFOLIA PIGEON PLUM	4	18'-20' OA HT MATCHING	YES
	CANANGA ODORATA YLANG YLANG	4	18' OA HT	NO
	CONOCARPUS ERECTUS GREEN BUTTONWOOD STANDARD TREE	4	14'-16' OA HT	YES
	MONOON LONGIFOLIUM MAST TREE	4	16' OA HT	NO
	PSIDIUM CATTLEYANUM STRAWBERRY GUAVA TREE	8	14' OA HT	NO
	COCOS NUCIFERA COCONUT PALM	10	12' GW	NO
	SABAL PALMETTO SABAL PALM	16	20'-24' OA HT 20'-28' OA HT	YES
	ADONIDIA MERRILLII CHRISTMAS PALM	15	14' OA HT	NO
TOTAL TREES: NATIVE SPECIES:		79 38 (48%)		





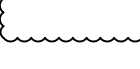








Groundcovers

SYMBOL/KEY	PLANT NAME	SF./QTY.	DESCRIPTION	NATIVE
	SALVIA MISELLA BLUE SALVIA	401.8 SF (621)	1 GAL 12" OC	YES
	RUELLIA CAROLINIENSIS WILD PETUNIA	130.5 SF (360)	3 GAL 12" OC	YES
	TRACHELOSPERMUM ASIATICA CONFEDERATE JASMINE MINIMA	558.8 SF (357)	3 GAL 12" OC	NO
TOTAL: NATIVE SPECIES:		1,091 SF (1,160) 532 SF (48%)		

Lawn & Mulch

SYMBOL/KEY	PLANT NAME	QTY.	DESCRIPTION
LAWN	DIAMOND ZOYSIA LAWN	AS NEEDED	SOD PALLETS
PLANTING BED	SHREDDED EUCALYPTUS MULCH	AS NEEDED	MULCH ALL BEDS 3" MIN. DEPTH

Shrubs & Vines

SYMBOL/KEY	PLANT NAME	QTY.	DESCRIPTION	NATIVE
	FICUS MICROCARPA GREEN ISLAND FICUS	366	3 GAL 15" OC	NO
	JASMINE SPP	11	24"X24" SPHERES	NO
	JASMINE SPP	4	30"X30" SPHERES PLANTED IN POTS	NO
	TABERNAEMONTANA DIVARICOTA CRAPE JASMINE	12	3"X3'	NO
	FORESTIERA SEGREGATA FLORIDA PRIVET HEDGE	109	6' OA HT FTB 36" OC	YES
	LANTANA INVOLUCRATA WHITE LANTANA SPP	14	3' X 3' SPHERES	YES
	CHRYSOBALANUS ICACO GREEN COCOPLUM	275	3 GAL 12" OC	YES
	PHILODENDRON TATEI KRAUSE GREEN CONGO	67	3 GAL 24" OC	NO
	DOMBEYA SEMINOLE FLORIDA HYDRANGEA	5	4' X 4' SPHERE TYP	NO
	PHILODENDRON BURLE MARX	125	3 GAL 18" OC	NO
	BOUGAINVILLEA VINE	2	6' OA HT	NO
	TRACHELOSPERMUM JASMINOIDES CONFEDERATE JASMINE	15	6' OA HT ATTACHED TO WALL	NO
	GARDENIA	2	10 GAL, MATCHING IN POTS	NO
TOTAL: NATIVE SPECIES:		1,007 (100%) 398 (39.52%)		

ENVIRONMENT
DESIGN
GROUP

139 North County Road 5920-8

Palm Beach, FL 33480

Phone: 561.832.4600

Mobile: 561.313.4424

Landscape Architecture

Land Planning

Landscape Management

Dustin M. Mizell, M.L.A. P.L.A. #6666784

Dustin@environmentdesigngroup.com

Private Residence
216 Tradewind Dr
Palm Beach, FL 33480



JOB NUMBER: # 23086.00 LA
DRAWN BY: Grace Walton
Alex Bugnii
DATE: 12.20.2023
01.02.2024

SHEET L6.1

ARC-23-144

Plant Schedule

COPYRIGHT:
The following drawings are instruments of service to the Landscape Architect. They are not products of design. All ideas, designs, arrangements and plans indicated or represented by this/these drawings are owned by and the property of the designer, and were created, evolved and developed for use on and in connection with this project. None of such ideas, designs, arrangements or plans shall be used by or disclosed to any person, firm or corporation without the written permission of the Landscape Architect.

DISCLAIMER:
Construction on the terms is generally understood, and that ENVIRONMENT DESIGN GROUP does not provide landscape architectural services during construction, including on-site monitoring, site visits, shop drawing review, design clarification, etc., the client agrees to indemnify and hold harmless ENVIRONMENT DESIGN GROUP from any liability arising from, acts or omissions in the performance of said services during construction by the client, and his/her agents, employees, or subcontractors.

2023

2023

48 HOURS BEFORE DIGGING
CALL TOLL FREE
1-800-432-4770
SUNSHINE STATE ONE CALL
OF FLORIDA, INC.

Lighting Schedule

SYMBOL	DESCRIPTION	QTY.
▲ UL	UPLIGHT - AURORALIGHT - HSLI6-R TELLURIDE BRASS - 9 WATTS - LED 2700K	-
○ WL	WELL LIGHT - AURORALIGHT - LWL5 LIGHTHAUS BRASS FINISH - 9 WATTS - LED 2700K	-
⊕ PL	PATH LIGHT - AURORALIGHT - LPL8 - CORONA BRASS FINISH - 4.5 WATTS - LED 2700K	-
■ LWW	WALL LIGHT - AURORALIGHT - LWWI - WALLIE BRASS FINISH - 4 WATTS - LED 2700K	-
● WL-A	WELL LIGHT - AURORALIGHT - LMWL-R MICRO WELL BRASS FINISH - 3 WATTS - LED 2700K -WIDE OPTIC	-



UP LIGHT

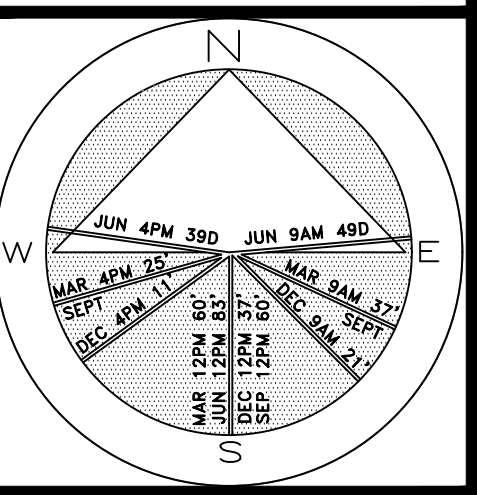


PATH LIGHT



WELL LIGHT

Private Residence
216 Tradewind Dr
Palm Beach, FL 33480



JOB NUMBER: # 23086.00 LA
DRAWN BY: Alex Bugrii
DATE: 12.20.2023

SHEET L7.0

64 sf.

AREA IN SQ.FT.

TRADEWIND DRIVE

150.00'

132.89'

150.00'

132.20'

COPYRIGHT:
The following drawings are instruments of service to the Landscape Architect. They are not products of design. All ideas, designs, arrangements and plans indicated or represented by this/these drawings are owned by and the property of the designer, and were created, evolved and developed for use on and in connection with this project. None of such ideas, designs, arrangements or plans shall be used by or disclosed to any person, firm or corporation without the written permission of the Landscape Architect.

DISCLAIMER:
Construction, as the term is generally understood, and that ENVIRONMENT DESIGN GROUP does not provide landscape architectural services during construction, including on-site monitoring, site visits, shop drawing review, design clarification, etc., the client agrees to indemnify and hold harmless ENVIRONMENT DESIGN GROUP from any liability arising from, acts or omissions in the performance of said services during construction by the client, and his/her agents, employees, or subcontractors.

48 HOURS BEFORE DIGGING
CALL TOLL FREE
1-800-432-4770
SUNSHINE STATE ONE CALL
OF FLORIDA, INC.

ARC-23-144

Landscape Lighting Plan

SCALE IN FEET 0' 8' 16' 24'